



US00D482607S

(12) **United States Design Patent**
McRae

(10) **Patent No.:** **US D482,607 S**

(45) **Date of Patent:** **** Nov. 25, 2003**

(54) **COMBINED CONTAINER AND LID**

(75) **Inventor:** **Ralph D. McRae**, West Vancouver
(CA)

(73) **Assignee:** **The TREK Company, Inc.**, Richmond
(CA)

(**) **Term:** **14 Years**

(21) **Appl. No.:** **29/168,728**

(22) **Filed:** **Oct. 7, 2002**

(51) **LOC (7) Cl.** **09-01**

(52) **U.S. Cl.** **D9/313; D9/443**

(58) **Field of Search** D9/307, 311, 313,
D9/316, 324, 337, 500-503, 516, 520, 549,
550, 551, 563, 564, 443, 434; D3/202,
215, 328; D7/507, 509, 510; 206/230-231,
457, 527, 579; 215/227, 379, 382, 390,
400

(56) **References Cited**

U.S. PATENT DOCUMENTS

D306,262 S * 2/1990 Bit D9/502
D362,182 S * 9/1995 Hestehave et al. D9/434

D422,503 S * 4/2000 Lehn D9/503
D422,916 S * 4/2000 Herrmann D9/501
D448,300 S * 9/2001 Walters et al. D9/520
D458,134 S * 6/2002 Berish et al. D9/443
D465,727 S * 11/2002 Duranthon D9/311

* cited by examiner

Primary Examiner—Sandra L. Morris

(74) *Attorney, Agent, or Firm*—Oyen Wiggs Green & Mutala

(57) **CLAIM**

The ornamental design for a combined container and lid, as shown and described.

DESCRIPTION

FIG. 1 is a perspective view of the combined container and lid;

FIG. 2 is a front view thereof;

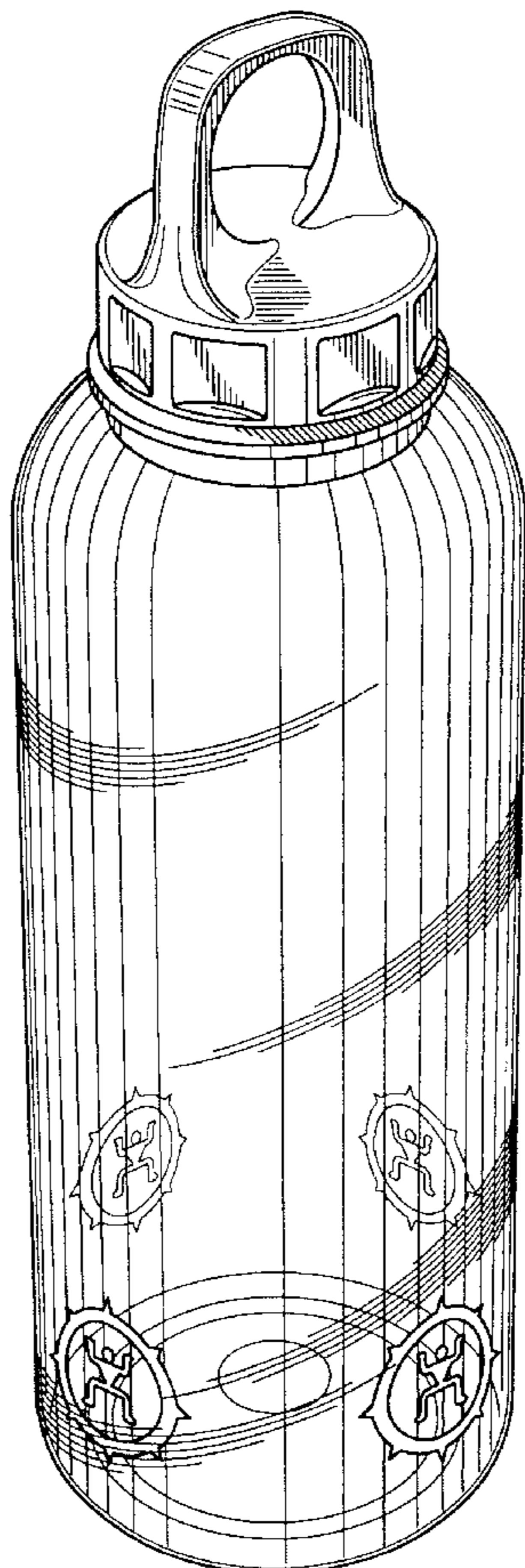
FIG. 3 is a side view thereof;

FIG. 4 is a top view thereof; and,

FIG. 5 is bottom view thereof.

The parallel shading lines appearing in the drawings of the combined container and lid are for illustrative purposes only.

1 Claim, 2 Drawing Sheets



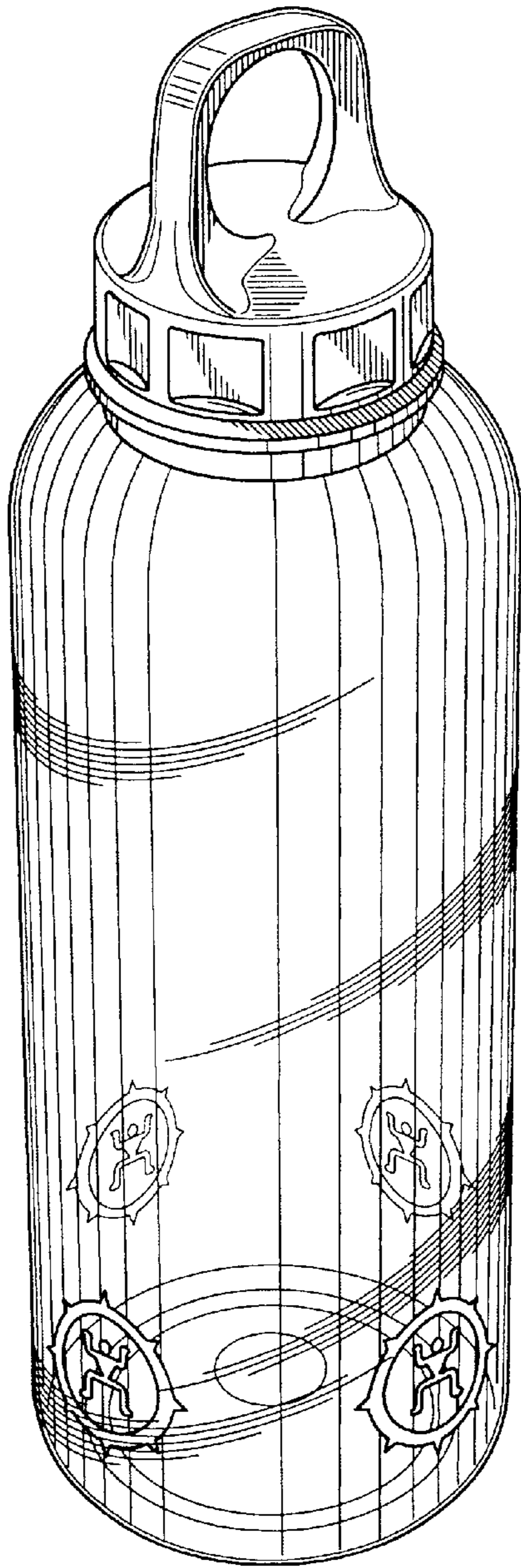


FIG. 1




FIG. 2

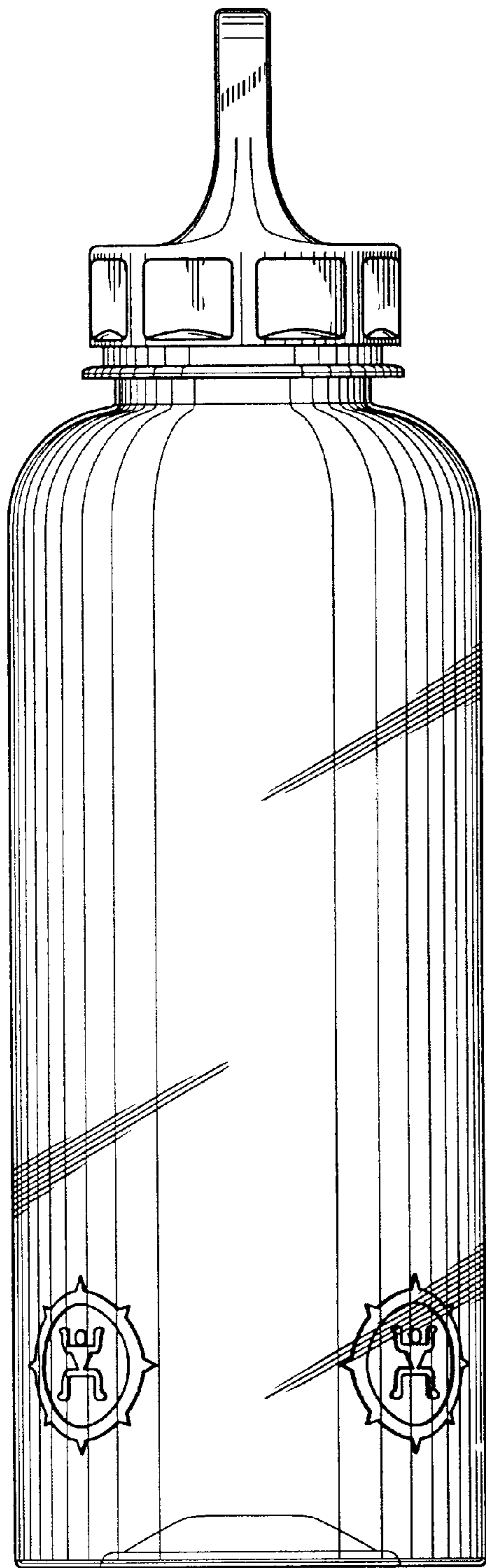


FIG. 3

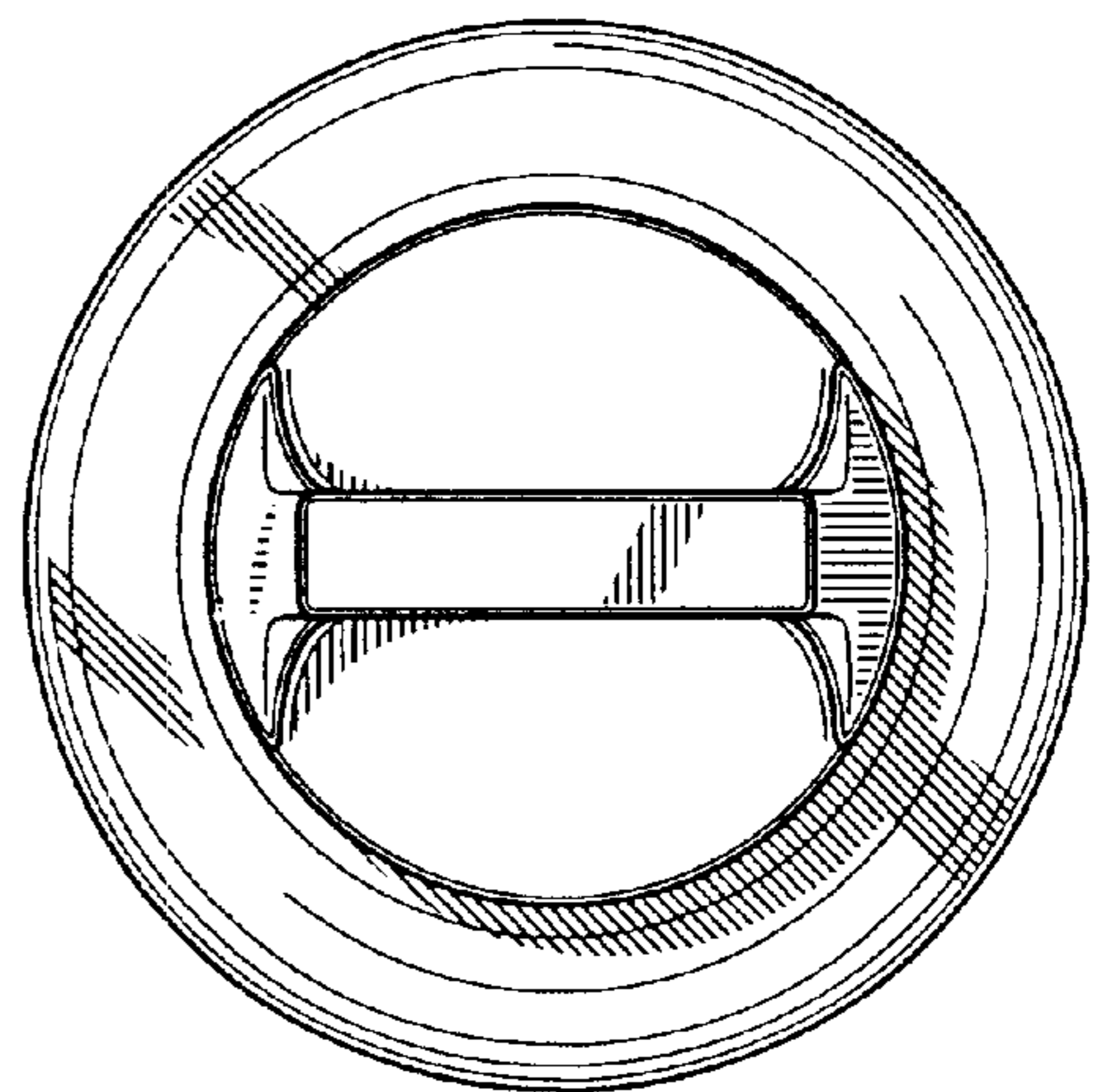


FIG. 4

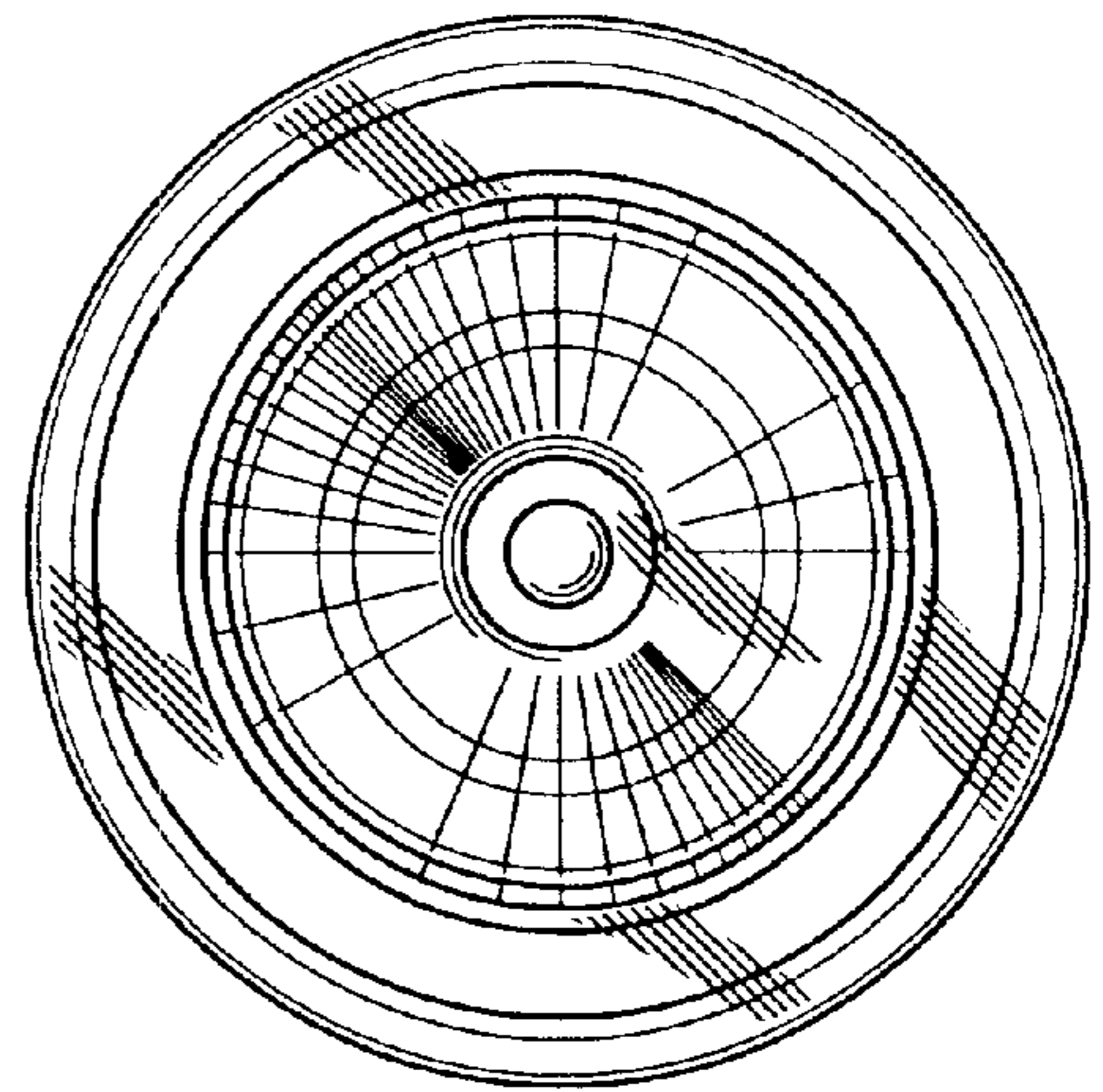


FIG. 5