



US00D482589S

(12) **United States Design Patent**
Rampen

(10) **Patent No.:** **US D482,589 S**

(45) **Date of Patent:** **** Nov. 25, 2003**

(54) **GRIP FOR HAND TOOL**

D446,706 S * 8/2001 Kalomeris et al. D8/83

(75) Inventor: **Dick Rampen**, Ontario (CA)

* cited by examiner

(73) Assignee: **Hatch Resources Ltd.**, Mississauga (CA)

Primary Examiner—Clare E. Heflin

(74) *Attorney, Agent, or Firm*—Ingrid E. Schmidt

(**) Term: **14 Years**

(57) **CLAIM**

(21) Appl. No.: **29/168,015**

The ornamental design for a grip for hand tool, as shown and described.

(22) Filed: **Sep. 26, 2002**

DESCRIPTION

(30) **Foreign Application Priority Data**

Aug. 2, 2002 (CA) 100236

(51) **LOC (7) Cl.** **08-04**

(52) **U.S. Cl.** **D8/107**

(58) **Field of Search** D8/82-87, 107,
D8/303; 81/177.1, 436-440, 489; 16/110.1,
421, 422, 430

FIG. 1 is a perspective view of a grip for hand tool from the right side showing my new design;

FIG. 2 is a right side elevation view of the grip, the left side being a mirror image thereof;

FIG. 3 is a side elevation view thereof rotated 90°;

FIG. 4 is a top end view thereof; and,

FIG. 5 is a bottom end view thereof.

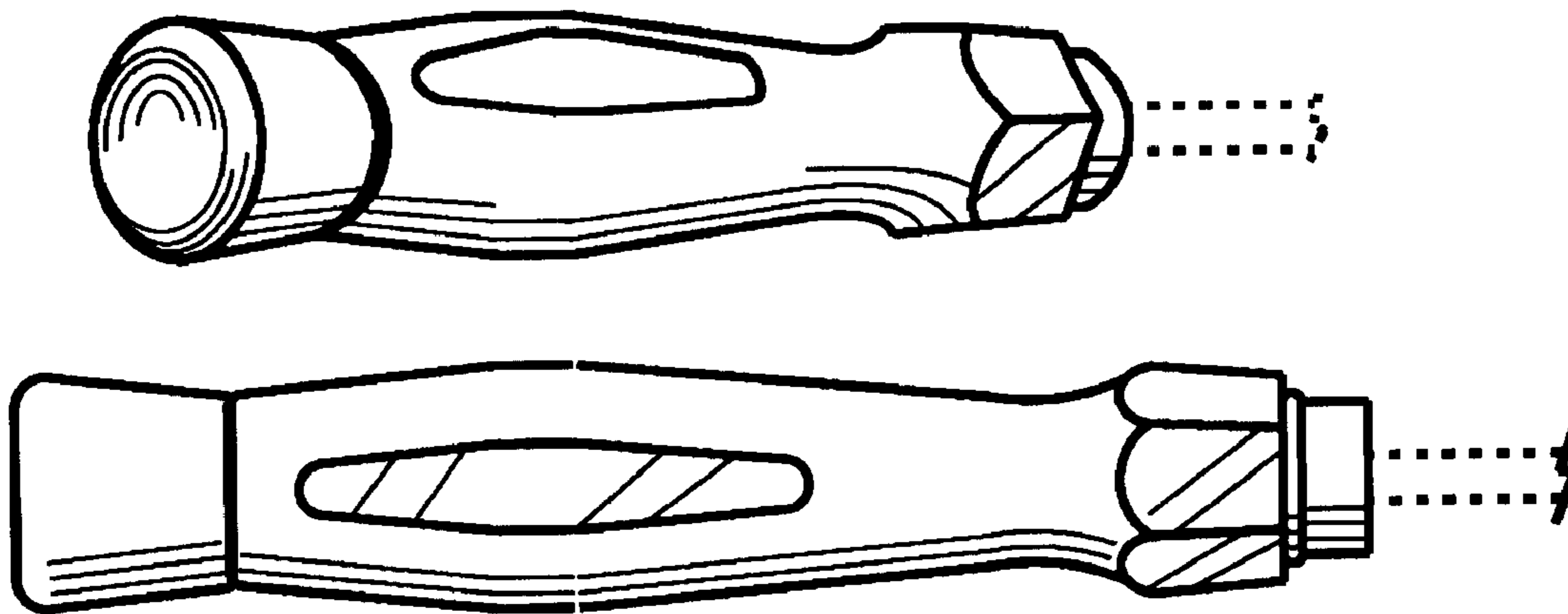
The broken line showing of environment is for illustrative purposes only and forms no part of the claimed design.

(56) **References Cited**

U.S. PATENT DOCUMENTS

5,570,616 A * 11/1996 Thompson et al. 81/63.1

1 Claim, 1 Drawing Sheet






FIG.1

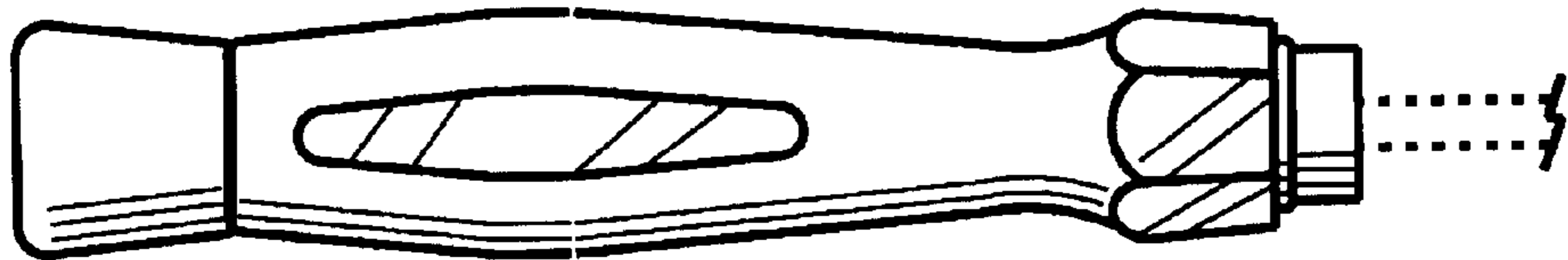


FIG.2




FIG.3



FIG.4




FIG.5