



US00D482569S

(12) **United States Design Patent**
Zemel

(10) **Patent No.:** **US D482,569 S**

(45) **Date of Patent:** **** Nov. 25, 2003**

(54) **HANDLE FOR BARBECUE TOOL**

(75) Inventor: **Marc Zemel**, Old Bethpage, NY (US)

(73) Assignee: **Mr. Bar-B-Q-, Inc**, Old Bethpage, NY (US)

(**) Term: **14 Years**

(21) Appl. No.: **29/179,704**

(22) Filed: **Apr. 15, 2003**

Related U.S. Application Data

(62) Division of application No. 29/165,264, filed on Aug. 8, 2002, now Pat. No. Des. 476,525.

(51) **LOC (7) Cl.** **07-02**

(52) **U.S. Cl.** **D7/395**

(58) **Field of Search** D7/393, 395, 401.2, D7/681-697, 642-664; D8/107; 16/110.1, 430, 431, 436, 441, 444

(56) **References Cited**

U.S. PATENT DOCUMENTS

D90,261 S 7/1933 Hindes

D309,696 S * 8/1990 Callinan D7/649
D422,191 S * 4/2000 Usbeck D8/107
D433,873 S * 11/2000 Yu D7/395

* cited by examiner

Primary Examiner—Terry A. Wallace

(74) *Attorney, Agent, or Firm*—Seth Natter; Natter & Natter

(57) **CLAIM**

The ornamental design for a handle for barbecue tool, as shown and described.

DESCRIPTION

FIG. 1 is a front elevational view of a handle for barbecue tool showing my new design;

FIG. 2 is a side elevational view thereof;

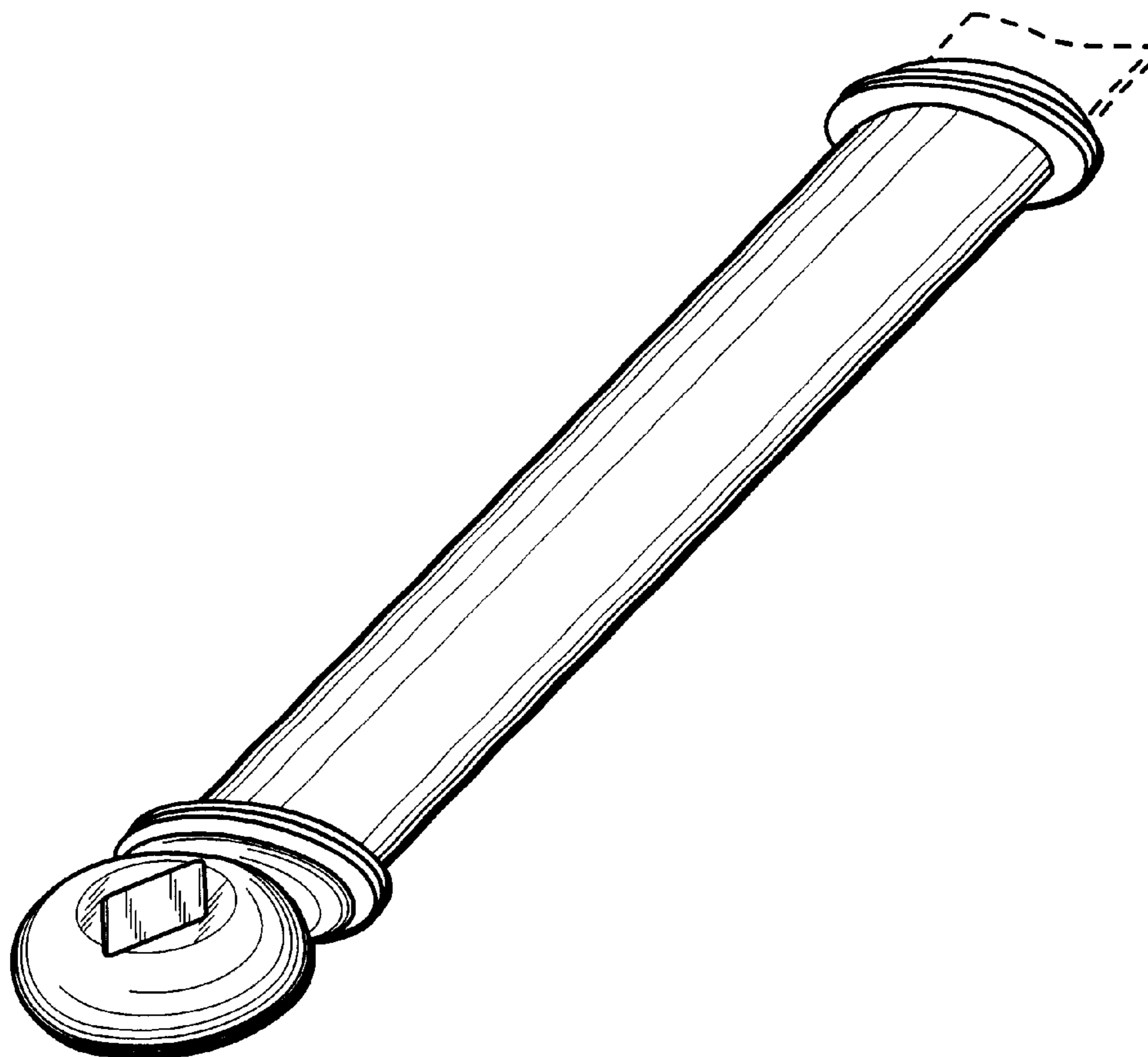
FIG. 3 is a top view thereof;

FIG. 4 is a bottom view thereof; and,

FIG. 5 is a perspective view thereof.

The rear and the side views not illustrated are mirror images of the front and side views illustrated in FIGS. 1 and 2 and the shank portion illustrated in dashed lines does not form part of the claimed design.

1 Claim, 2 Drawing Sheets



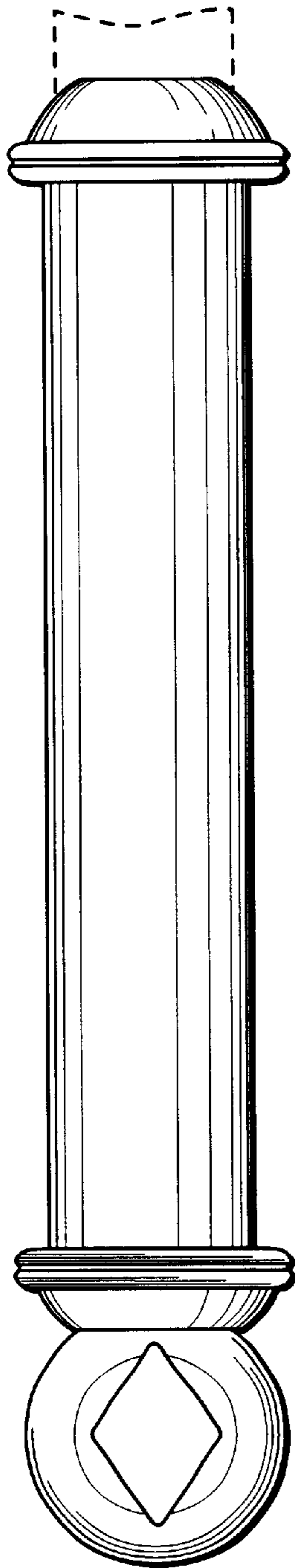


Fig. 1

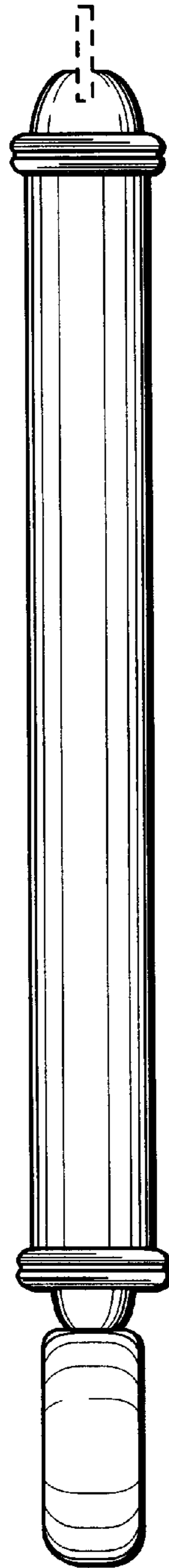


Fig. 2

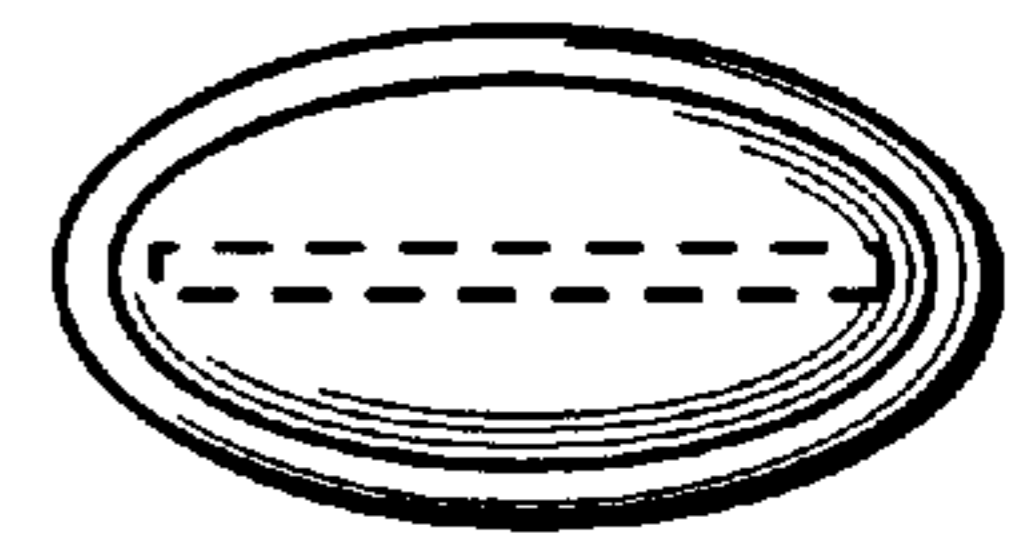


Fig. 3

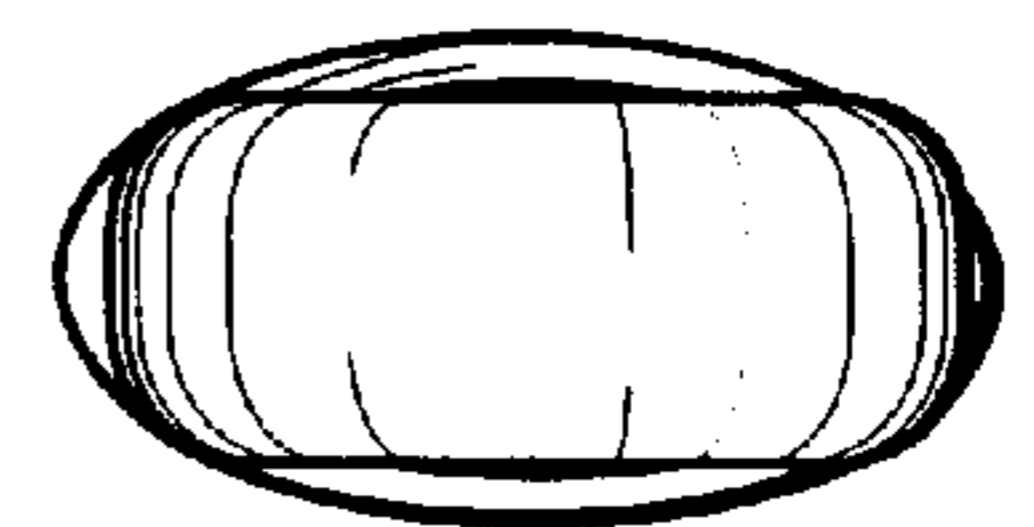


Fig. 4

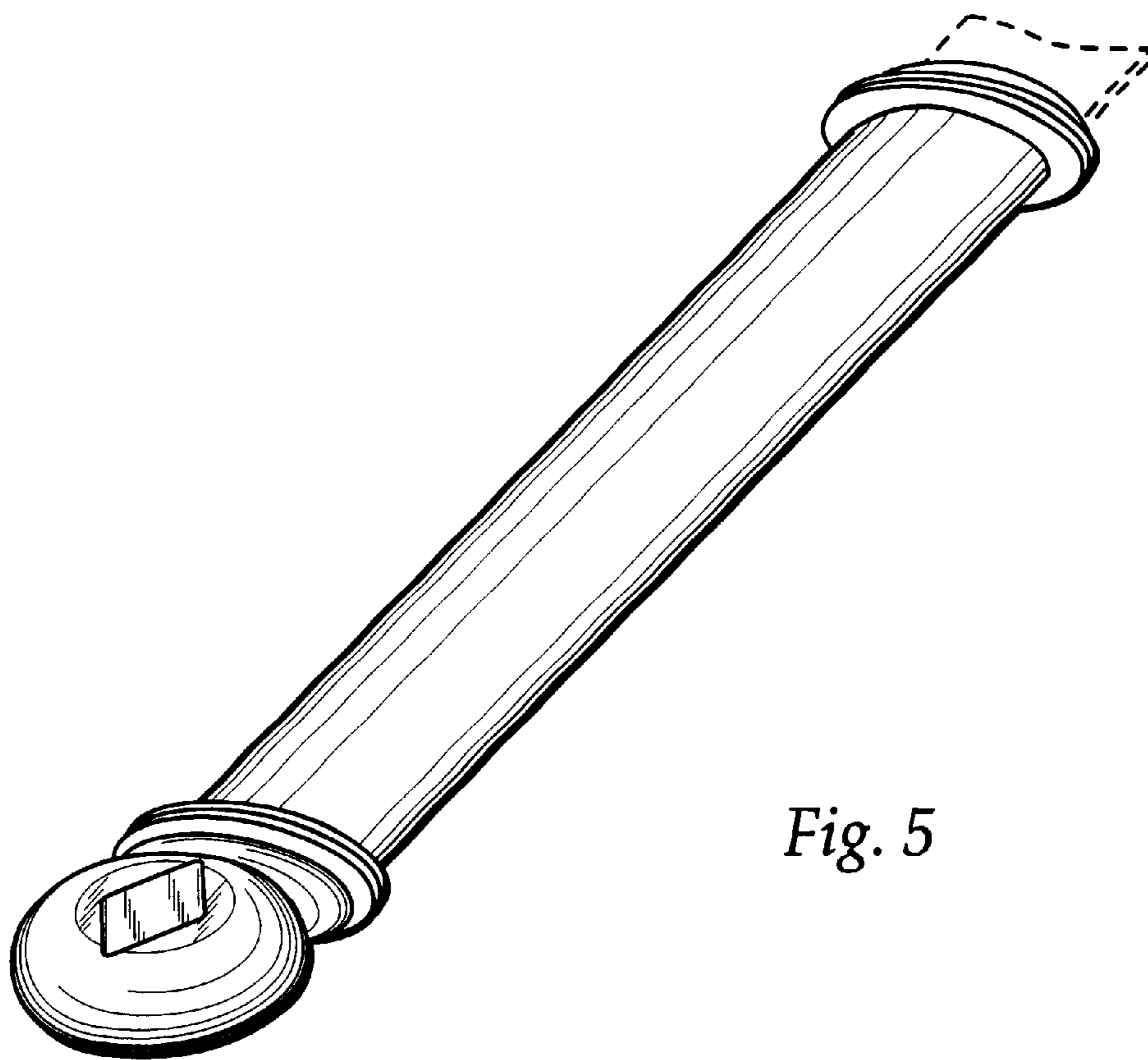


Fig. 5