



US00D482563S

(12) **United States Design Patent**  
**Candianides**

(10) **Patent No.:** **US D482,563 S**

(45) **Date of Patent:** **\*\* Nov. 25, 2003**

(54) **FRYING PAN**

(75) **Inventor:** **Florence Candianides,**  
**Annecy-le-Vieux (FR)**

(73) **Assignee:** **Tefal S.A., Rumilly (FR)**

(\*\*) **Term:** **14 Years**

(21) **Appl. No.:** **29/164,735**

(22) **Filed:** **Jul. 31, 2002**

(30) **Foreign Application Priority Data**

Jan. 31, 2002 (FR) ..... 02 0670

(51) **LOC (7) Cl.** ..... **07-02**

(52) **U.S. Cl.** ..... **D7/361**

(58) **Field of Search** ..... D7/323, 354-361,  
D7/391-396; 99/324, 339, 340, 357, 400,  
422, 425; 126/369; 220/573.1-573.5, 759,  
912

(56) **References Cited**

**U.S. PATENT DOCUMENTS**

D135,348 S \* 3/1943 Schneider ..... D7/361

2,932,293 A \* 4/1960 Rassieur ..... 126/369  
3,798,706 A \* 3/1974 Wolfson et al. .... 220/759  
D236,415 S \* 8/1975 Cyren ..... D7/361  
D266,823 S \* 11/1982 Martens ..... D7/356  
5,967,024 A \* 10/1999 DeMars ..... 99/425

\* cited by examiner

*Primary Examiner*—Caron D. Veynar

(74) *Attorney, Agent, or Firm*—Young & Thompson

(57) **CLAIM**

The ornamental design for a frying pan, as shown and described.

**DESCRIPTION**


FIG. 1 is a side elevational view of a frying pan showing my new design, the side opposite that shown in FIG. 1 being the mirror image thereof;

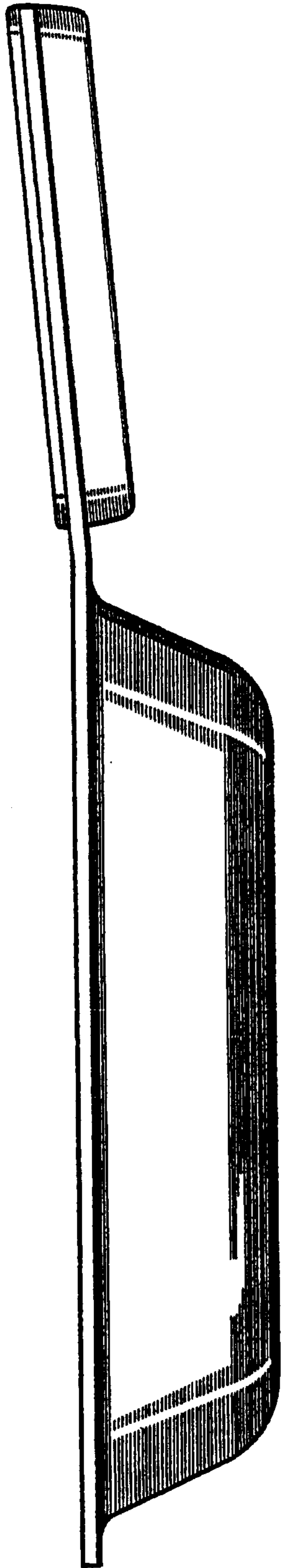
FIG. 2 is an end elevational view thereof from the right of FIG. 1; and,

FIG. 3 is a top plan view thereof.

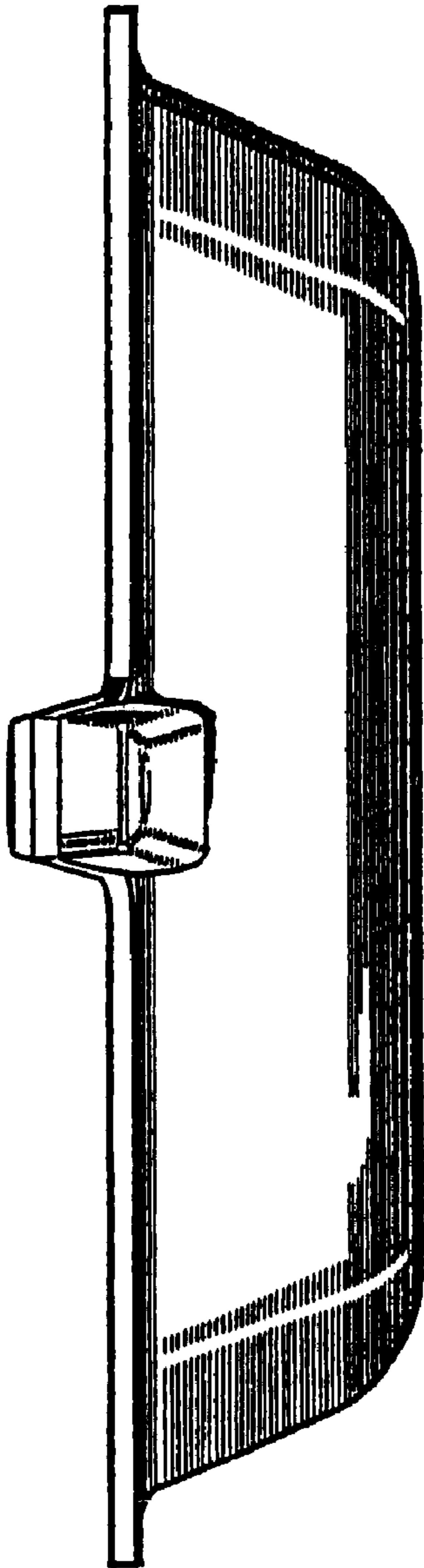
The bottom view forms no part of the present invention and is disclaimed.

**1 Claim, 3 Drawing Sheets**





**FIG. 1**



**FIG. 2**




FIG. 3