



US00D482554S

(12) **United States Design Patent**  
**Arena**

(10) **Patent No.:** **US D482,554 S**

(45) **Date of Patent:** **\*\* Nov. 25, 2003**

(54) **TOILET ROLL PROTECTIVE COVER**

D438,414 S \* 3/2001 Miller ..... D6/523  
D462,551 S \* 9/2002 Mayer ..... D6/523

(76) Inventor: **Dominick Arena**, 24 Sawyer Ave.,  
Atkinson, NH (US) 03811

\* cited by examiner

(\*\*) Term: **14 Years**

*Primary Examiner*—Brian N. Vinson

(21) Appl. No.: **29/176,511**

(57) **CLAIM**

(22) Filed: **Feb. 25, 2003**

The ornamental design for a toilet roll protective cover, as shown and described.

(51) **LOC (7) Cl.** ..... **23-02**

**DESCRIPTION**

(52) **U.S. Cl.** ..... **D6/523**

(58) **Field of Search** ..... D6/518-523; 206/389-390;  
211/13.1; 242/560, 570, 595, 598, 598.1,  
598.3; 248/309.1; 312/34.8

FIG. 1 is a front elevational view of a toilet roll protective cover showing my new design.

FIG. 2 is a back elevational view of the toilet roll protective cover.

FIG. 3 is a side elevational view of the toilet roll protective cover.

FIG. 4 is a top plan view of the toilet roll protective cover.

FIG. 5 is a bottom plan view of the toilet roll protective cover; and,

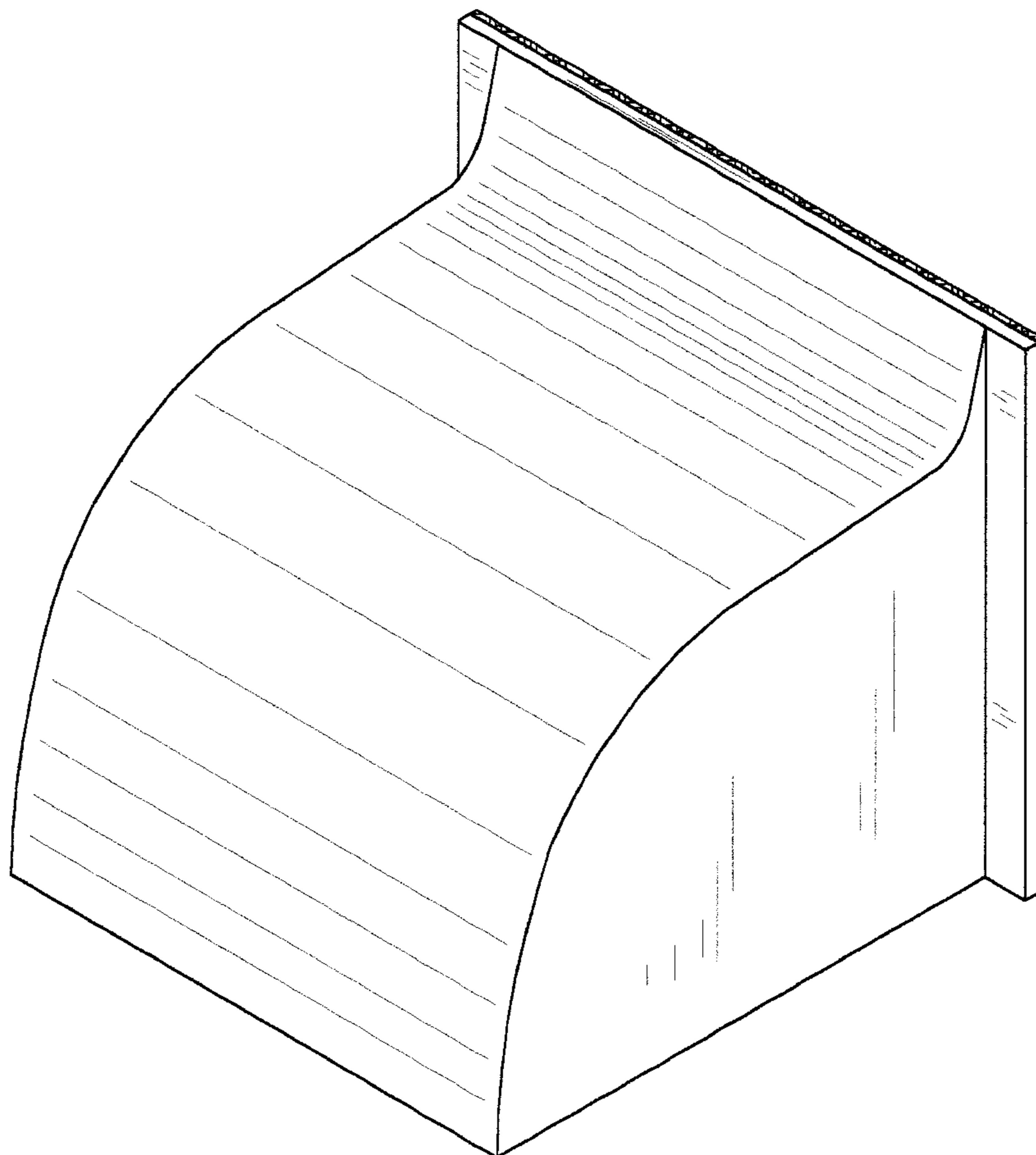
FIG. 6 is a perspective view of the toilet roll protective cover.

(56) **References Cited**

**U.S. PATENT DOCUMENTS**

2,422,749	A	*	6/1947	Rougas	.....	242/598.3
2,606,724	A	*	8/1952	Hertz	.....	242/598.1
D191,739	S	*	11/1961	Rosenblum	.....	D6/523
D254,108	S	*	2/1980	Chandler	.....	D6/523
D257,805	S	*	1/1981	Havener et al.	.....	D6/523
D303,890	S	*	10/1989	Pilot	.....	D6/523
D393,770	S	*	4/1998	Daly	.....	D6/523

**1 Claim, 6 Drawing Sheets**






FIG. 1




FIG. 2

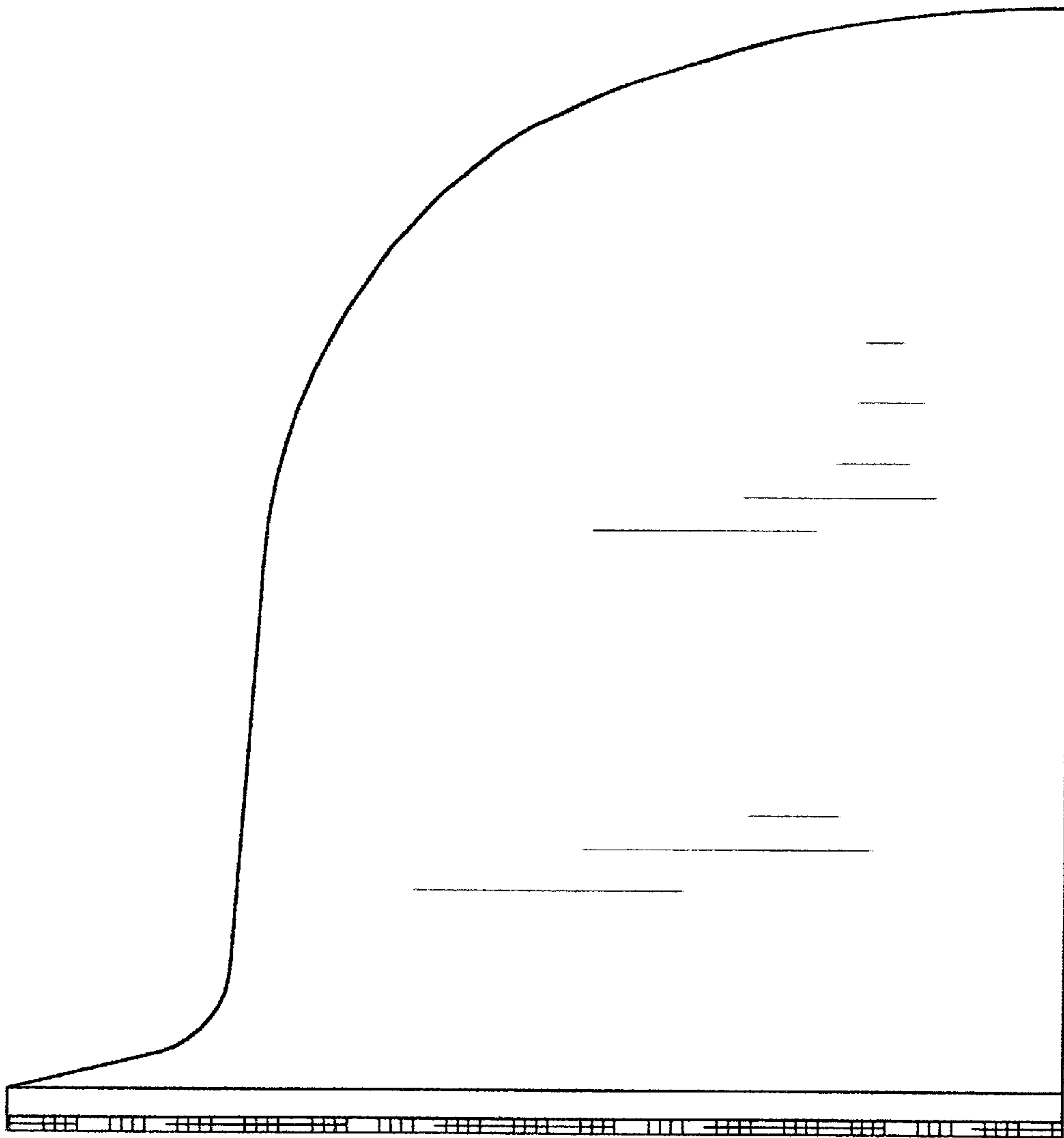


FIG. 3




FIG. 4




FIG. 5

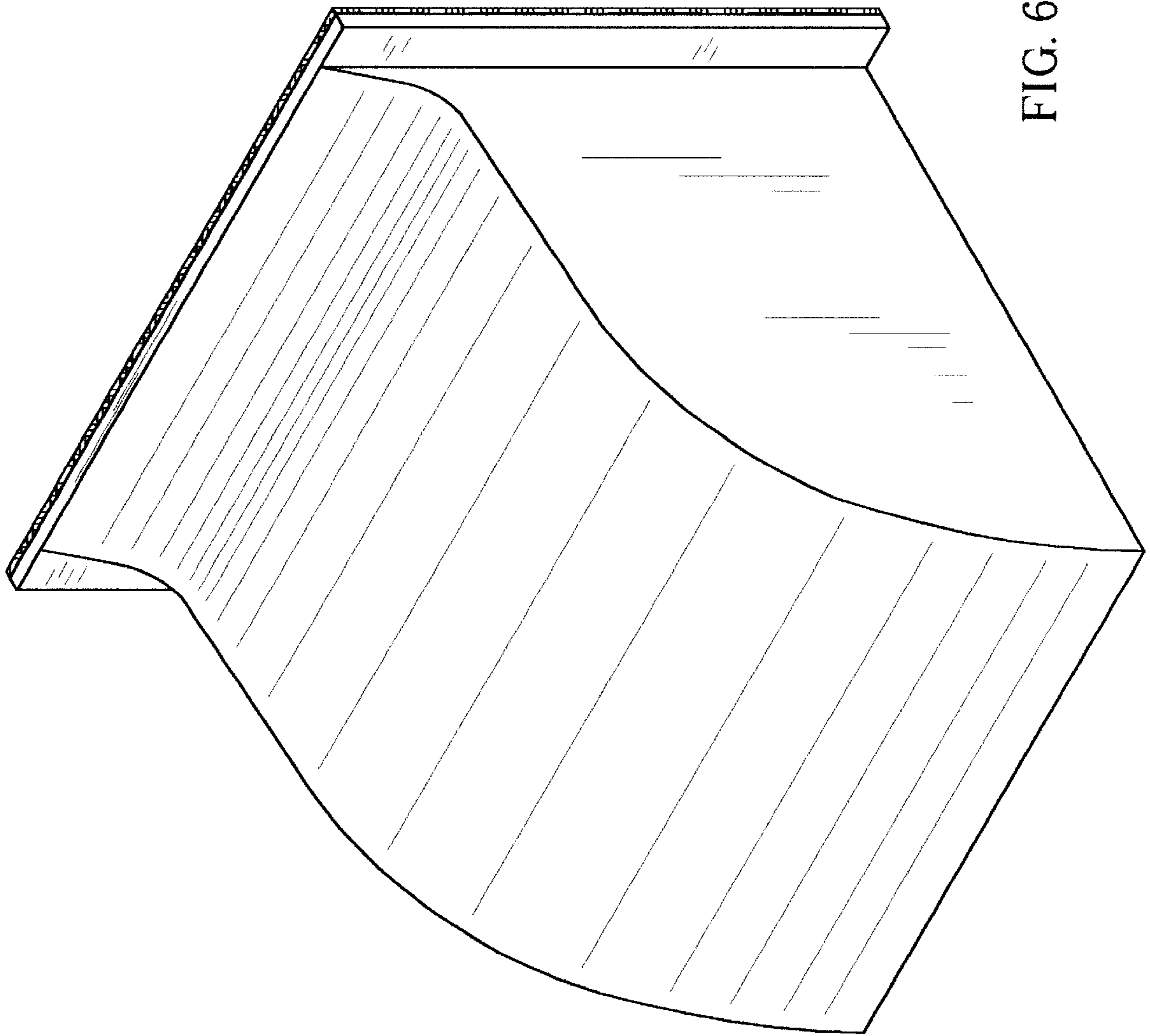


FIG. 6