



US00D482542S

(12) **United States Design Patent**
Pluer

(10) **Patent No.:** **US D482,542 S**

(45) **Date of Patent:** **** Nov. 25, 2003**

(54) **CHAIR**

(75) **Inventor:** **Robert A. Pluer**, Nokomis, FL (US)

(73) **Assignee:** **Suncoast Aluminum Furniture, Inc.**,
Ft. Myers, FL (US)

(**) **Term:** **14 Years**

(21) **Appl. No.:** **29/167,235**

(22) **Filed:** **Sep. 11, 2002**

(51) **LOC (7) Cl.** **06-01**

(52) **U.S. Cl.** **D6/375; D6/376**

(58) **Field of Search** **D6/334, 370, 374,**
D6/375, 376, 379, 380, 500, 501, 502;
297/445.1, 446.1

(56) **References Cited**

U.S. PATENT DOCUMENTS

D163,449 S	5/1951	Eiseman	D6/375
D278,105 S	3/1985	Ridenour	D6/379
D279,243 S	6/1985	Vanderminden	D6/379 X
D316,491 S	* 4/1991	Frinier	D6/379
D343,964 S	2/1994	Gibbs	D6/374
D359,172 S	6/1995	Arthur, Jr.	D6/379
D359,858 S	7/1995	Arthur, Jr.	D6/379 X
D364,750 S	12/1995	Alorda Escalona	D6/379
D369,477 S	5/1996	Arthur, Jr.		
D370,359 S	6/1996	Tseng	D6/379 X
D371,684 S	7/1996	Caldwell		
D372,806 S	8/1996	Martin	D6/379
D415,623 S	10/1999	Lin	D6/379 X
D417,345 S	12/1999	Bell et al.		
D426,975 S	6/2000	Gaylord et al.	D6/376
D429,424 S	8/2000	Vanderminden, Sr.	D6/375
D431,727 S	10/2000	Bell		
D431,728 S	10/2000	Bell		
D435,978 S	1/2001	Pleur		
D438,397 S	3/2001	Pleur		
D440,065 S	* 4/2001	Goodman	D6/376

D442,383 S	5/2001	Bell
D442,384 S	5/2001	Gonsalves
D465,347 S	11/2002	Bell
D465,670 S	11/2002	Bell

OTHER PUBLICATIONS

U.S. patent application Ser. No. 29/167,228, Pluer, filed Sep. 11, 2002.

U.S. patent application Ser. No. 29/167,258, Varshney et al., filed Sep. 11, 2002.

Suncoast Aluminum Furniture 1999–2000 Product Catalog, pp. 10–31 (Aug. 1999).

Suncoast Aluminum Furniture 2001–2002 Product Catalog, pp. 3–37 (odd) (Aug. 2001).

Suncoast Aluminum Furniture 2000–2001 Product Catalog, pp. 1–29 (odd) (Aug. 2000).

Suncoast Aluminum Furniture 2002–2003 Product Catalog, pp. 6–22 (even) and 23–41 (odd) (Aug. 2002).

* cited by examiner

Primary Examiner—Gary D. Watson

(74) *Attorney, Agent, or Firm*—Hahn, Loesert & Parks LLP; Laura G. Barrow

(57) **CLAIM**

The ornamental design for a chair, as shown and described.

DESCRIPTION

FIG. 1 is a perspective view of the chair showing my new design.

FIG. 2 is a front elevation thereof.

FIG. 3 is a rear elevation thereof.

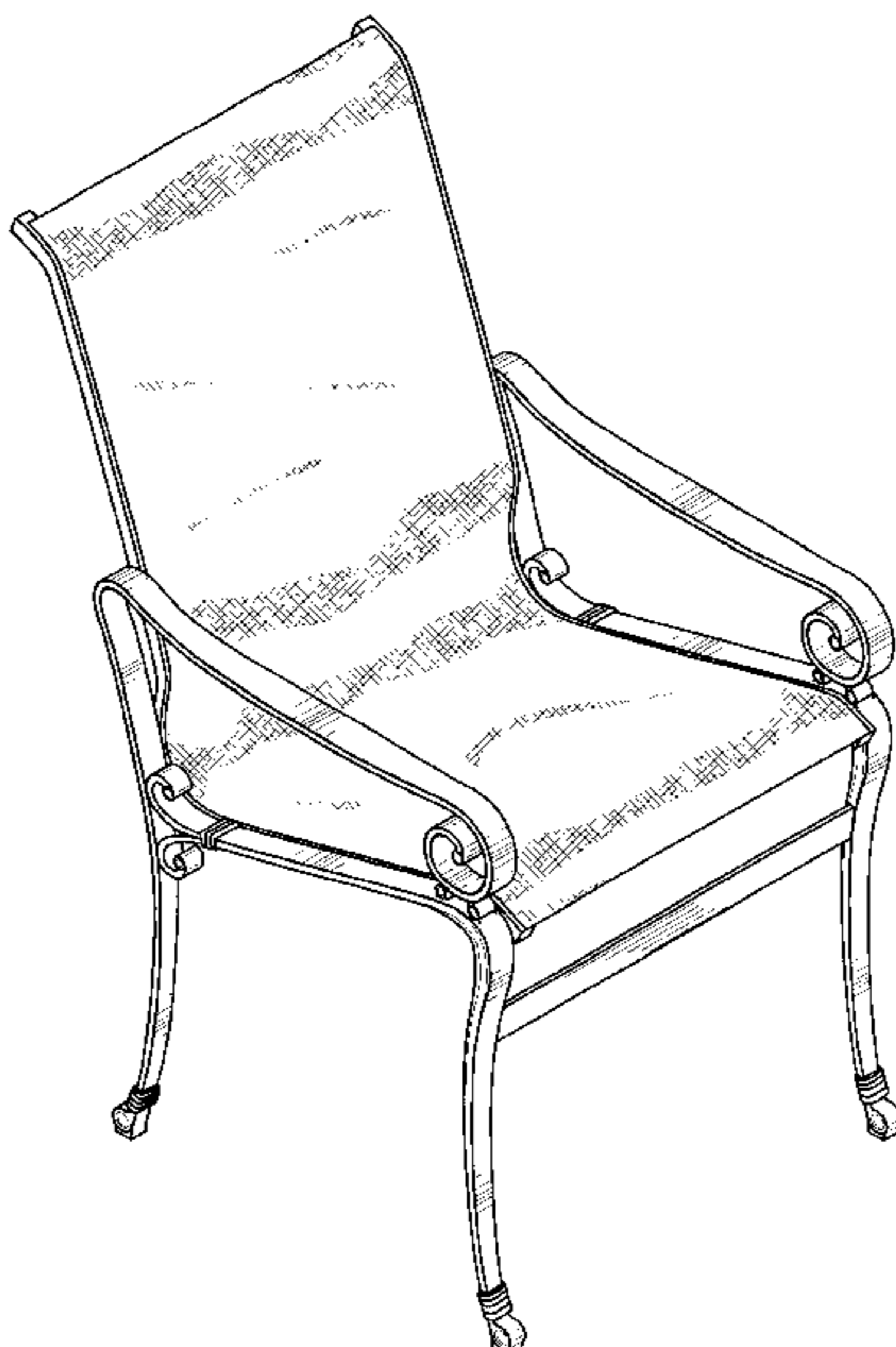
FIGS. 4 and 5 are side elevation views thereof.

FIG. 6 is a top plan view thereof; and,

FIG. 7 is a bottom plan view thereof.

The fragmented cross-hatching show on the seat and backrest member is understood to represent fabric and would be continuous throughout the circumscribed area.

1 Claim, 4 Drawing Sheets



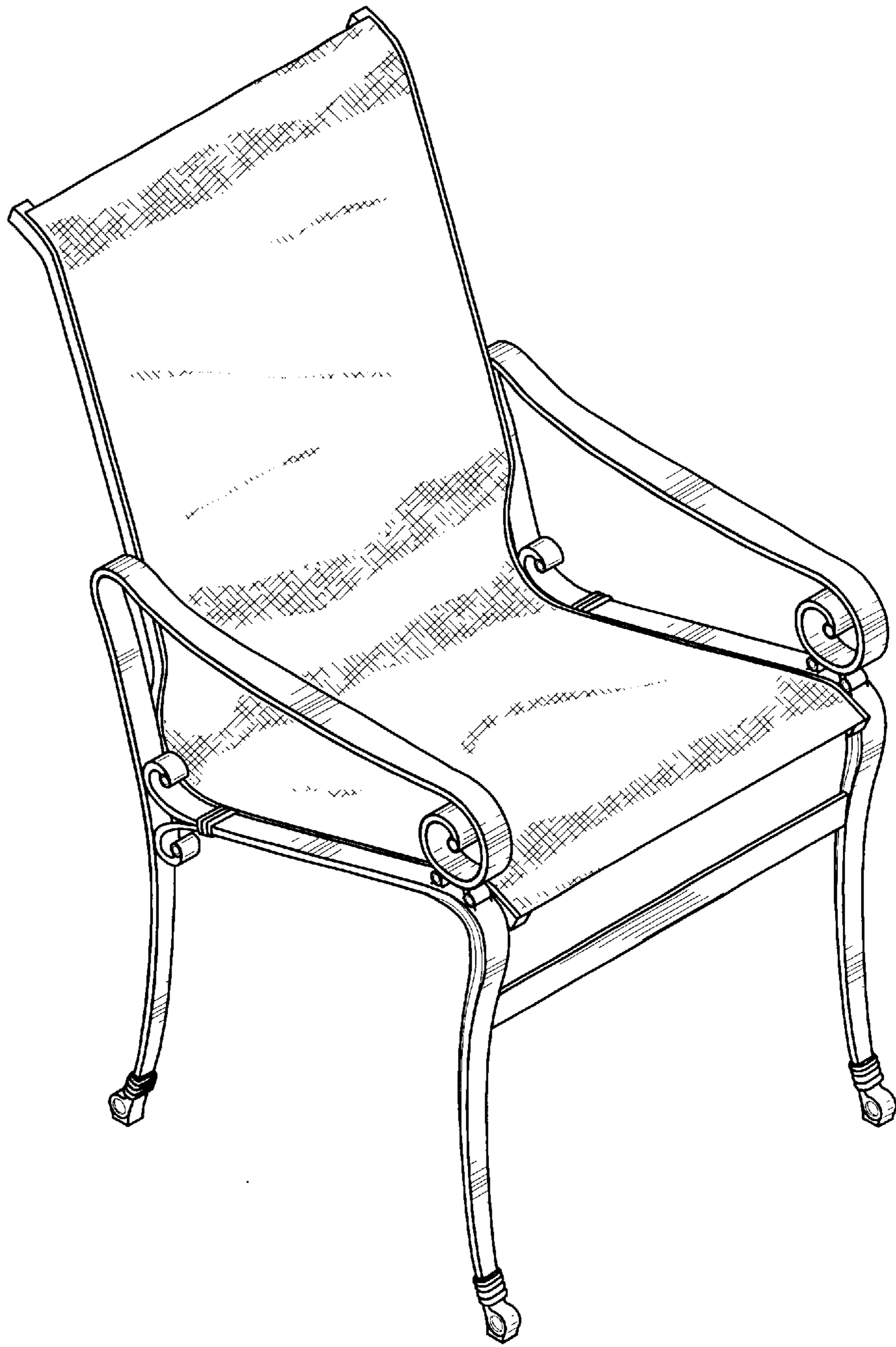


Fig. 1

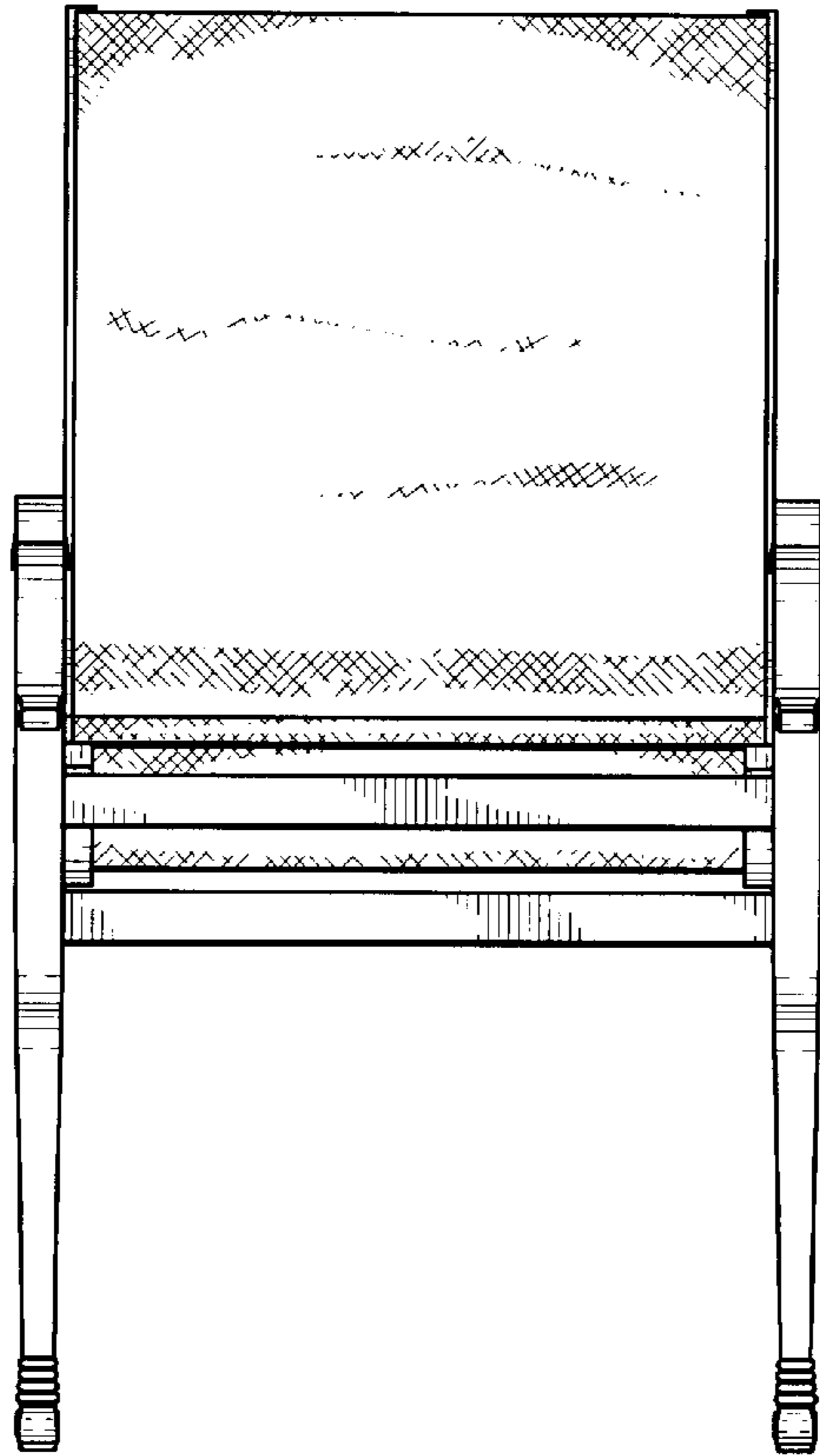


Fig. 2

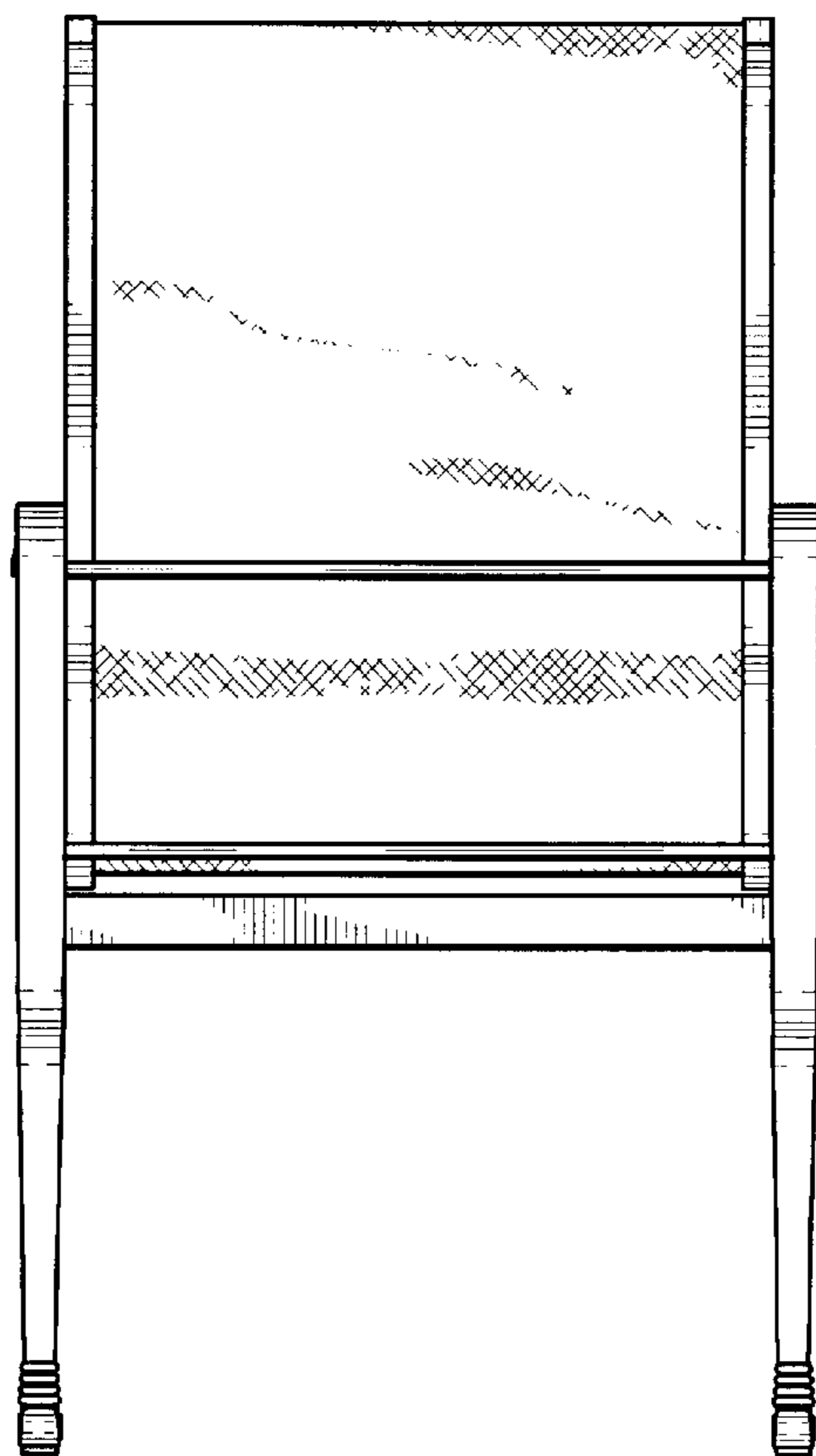


Fig. 3

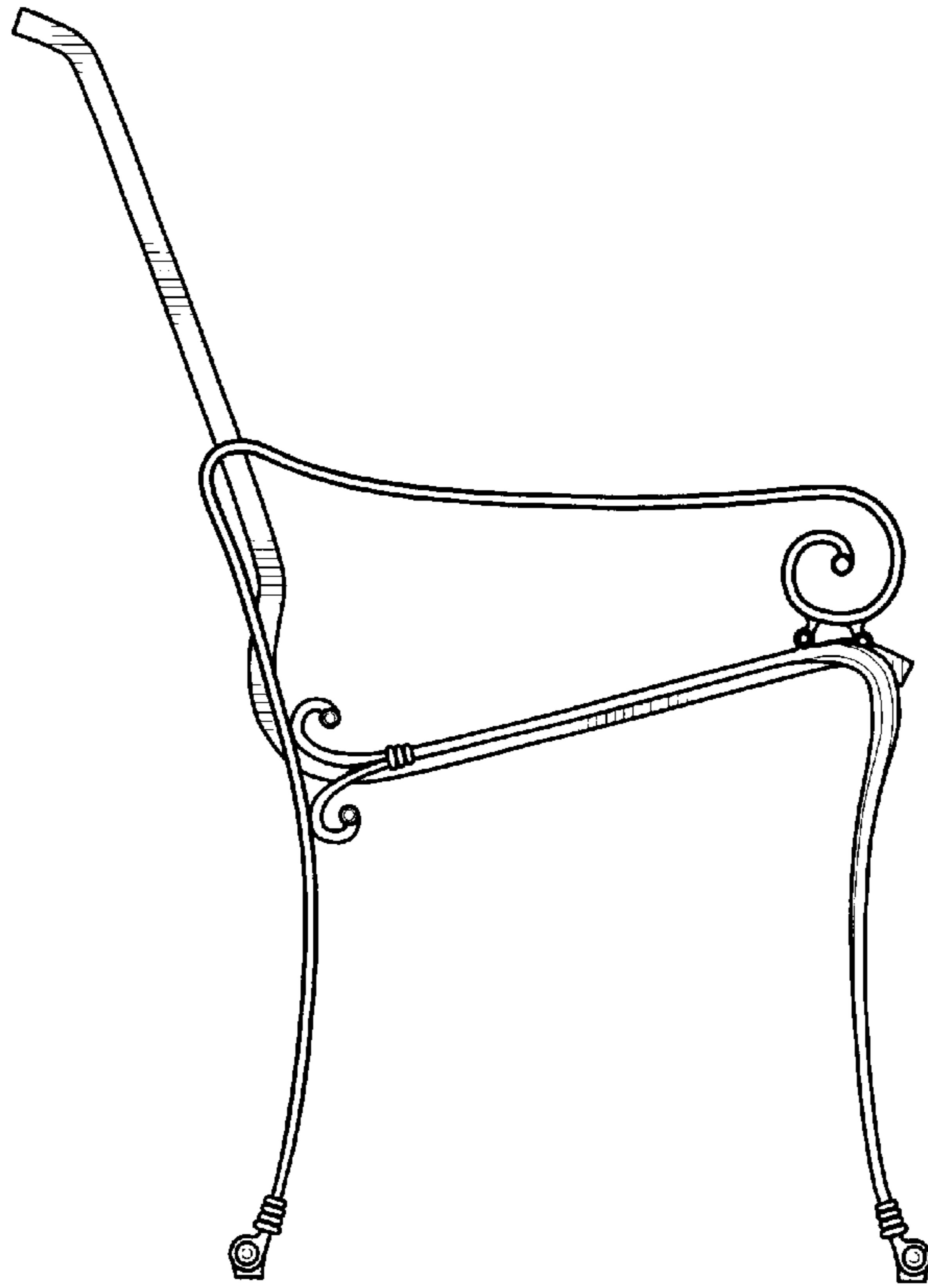


Fig. 4

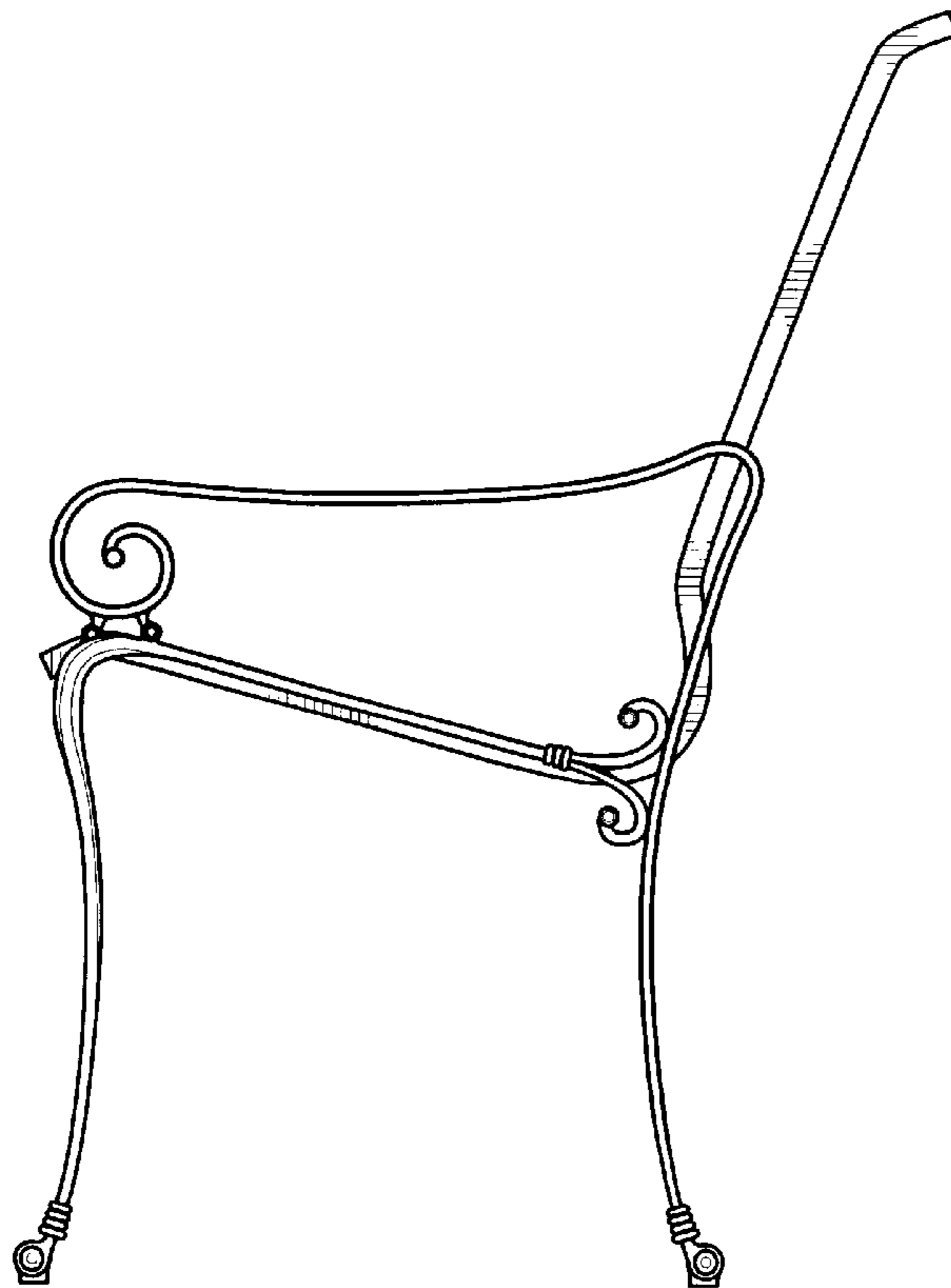


Fig. 5

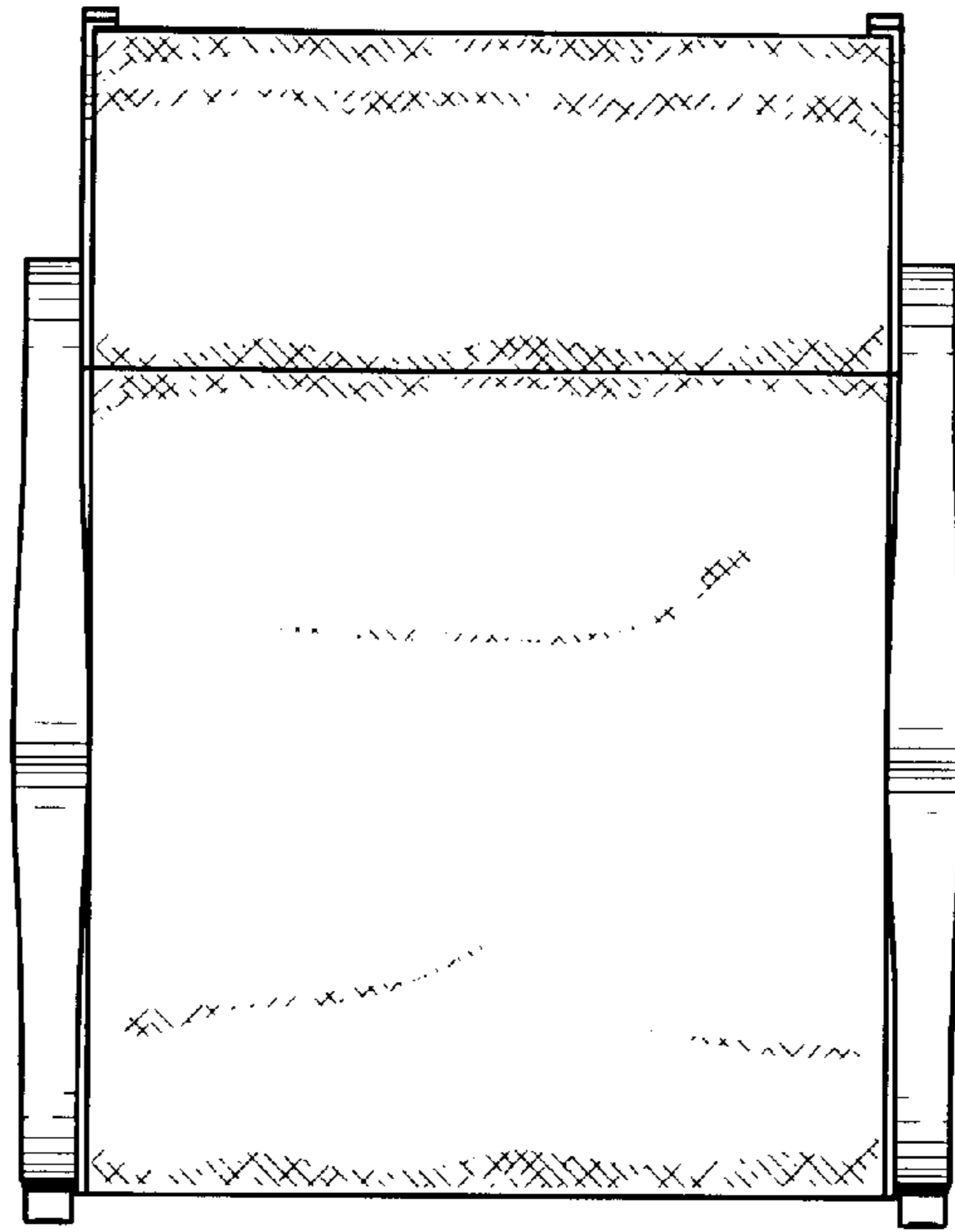


Fig. 6




Fig. 7