



US00D482535S

(12) **United States Design Patent**
Williams et al.

(10) **Patent No.:** **US D482,535 S**

(45) **Date of Patent:** **** Nov. 25, 2003**

(54) **SEATING UNIT**

(75) Inventors: **Otto N. Williams**, San Francisco, CA (US); **Jess A. Sorel**, Oakland, CA (US); **Paul B. Siebert**, Castro Valley, CA (US)

(73) Assignee: **Steelcase Development Corporation**, Caledonia, MI (US)

(**) Term: **14 Years**

(21) Appl. No.: **29/177,479**

(22) Filed: **Mar. 11, 2003**

Related U.S. Application Data

(62) Division of application No. 29/142,793, filed on Jun. 1, 2001.

(51) **LOC (7) Cl.** **06-01**

(52) **U.S. Cl.** **D6/334**

(58) **Field of Search** D6/334, 335, 336, D6/364, 371, 375, 378, 492, 500-502; 297/232, 233

(56) **References Cited**

U.S. PATENT DOCUMENTS

- 1,961,457 A * 6/1934 Schneider D6/381
- D230,918 S 3/1974 Andrus
- 3,826,533 A 7/1974 Andrus et al.

- D262,166 S * 12/1981 Aronowitz et al. D6/381
- D262,421 S * 12/1981 Aronowitz et al. D6/334
- D273,254 S 4/1984 Fairaizen
- D289,950 S * 5/1987 Offredi D6/381
- D360,310 S 7/1995 Stamberg et al.
- D381,216 S * 7/1997 Paus D6/381
- D439,431 S * 3/2001 Binder et al. D6/381
- D454,441 S * 3/2002 Bermudez et al. D6/334

* cited by examiner

Primary Examiner—Doris V. Coles

Assistant Examiner—Mimosa De

(74) *Attorney, Agent, or Firm*—Price, Heneveld, Cooper, DeWitt & Litton

(57) **CLAIM**

We claim the ornamental design for a seating unit, as shown and described.

DESCRIPTION

FIG. 1 is a perspective view of our seating unit embodying the present invention;

FIG. 2 is a left side view of FIG. 1;

FIG. 3 is a right side view of FIG. 1;

FIG. 4 is a front view of FIG. 1;

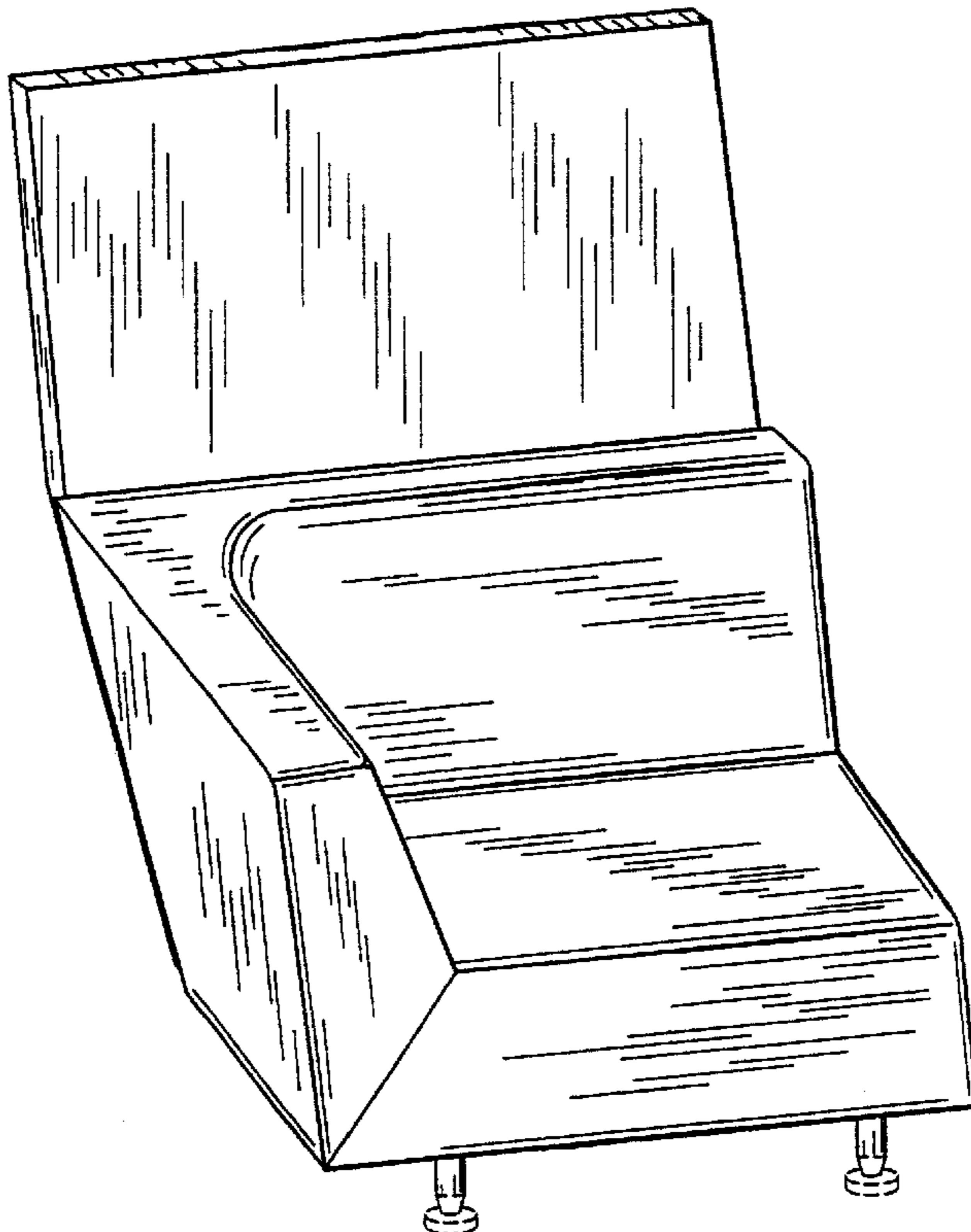
FIG. 5 is a rear view of FIG. 1;

FIG. 6 is a top view of FIG. 1; and,

FIG. 7 is a bottom view of FIG. 1.

The dashed lines show the environment and do not form a part of the design sought to be patented.

1 Claim, 3 Drawing Sheets



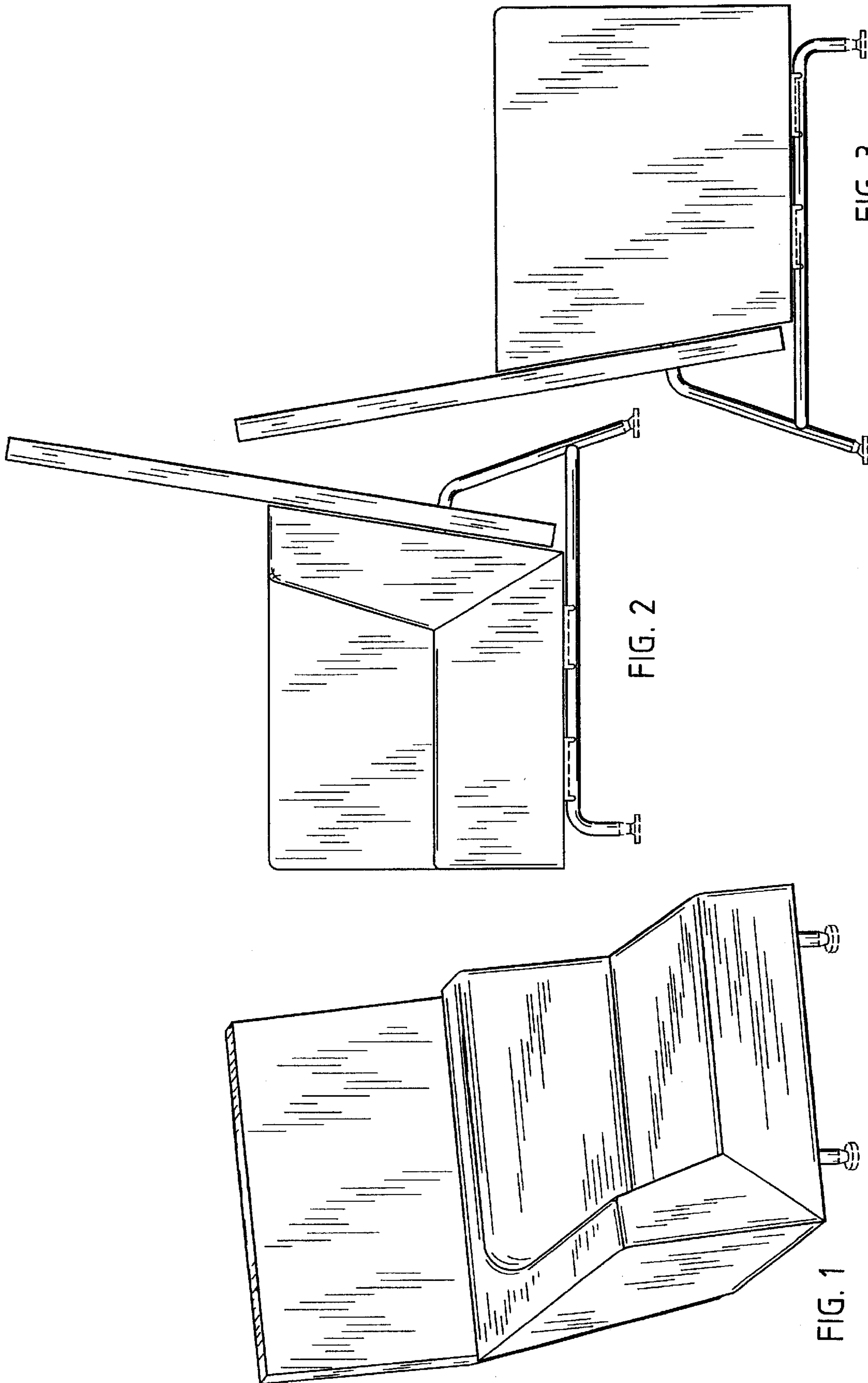


FIG. 1

FIG. 2

FIG. 3

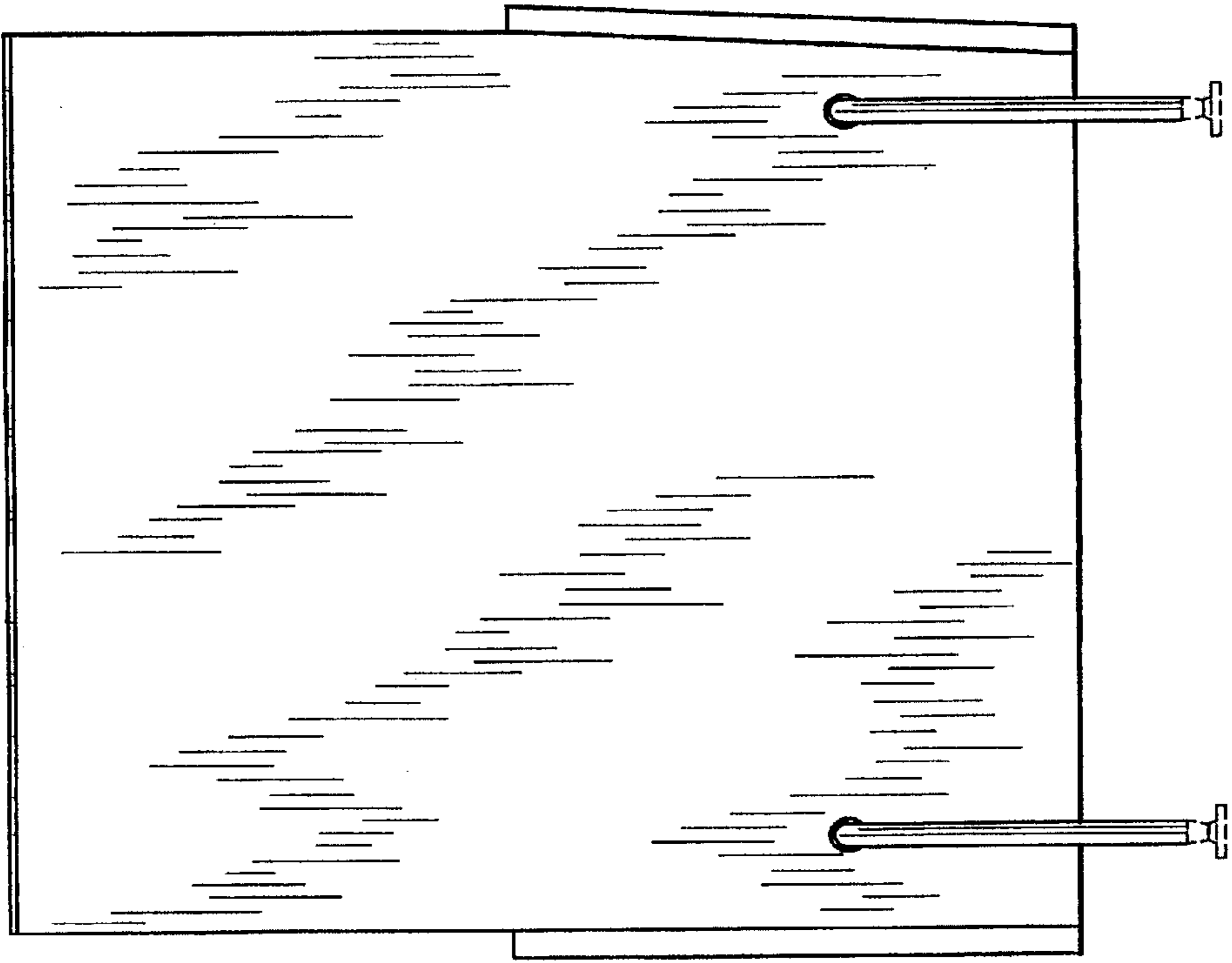


FIG. 5

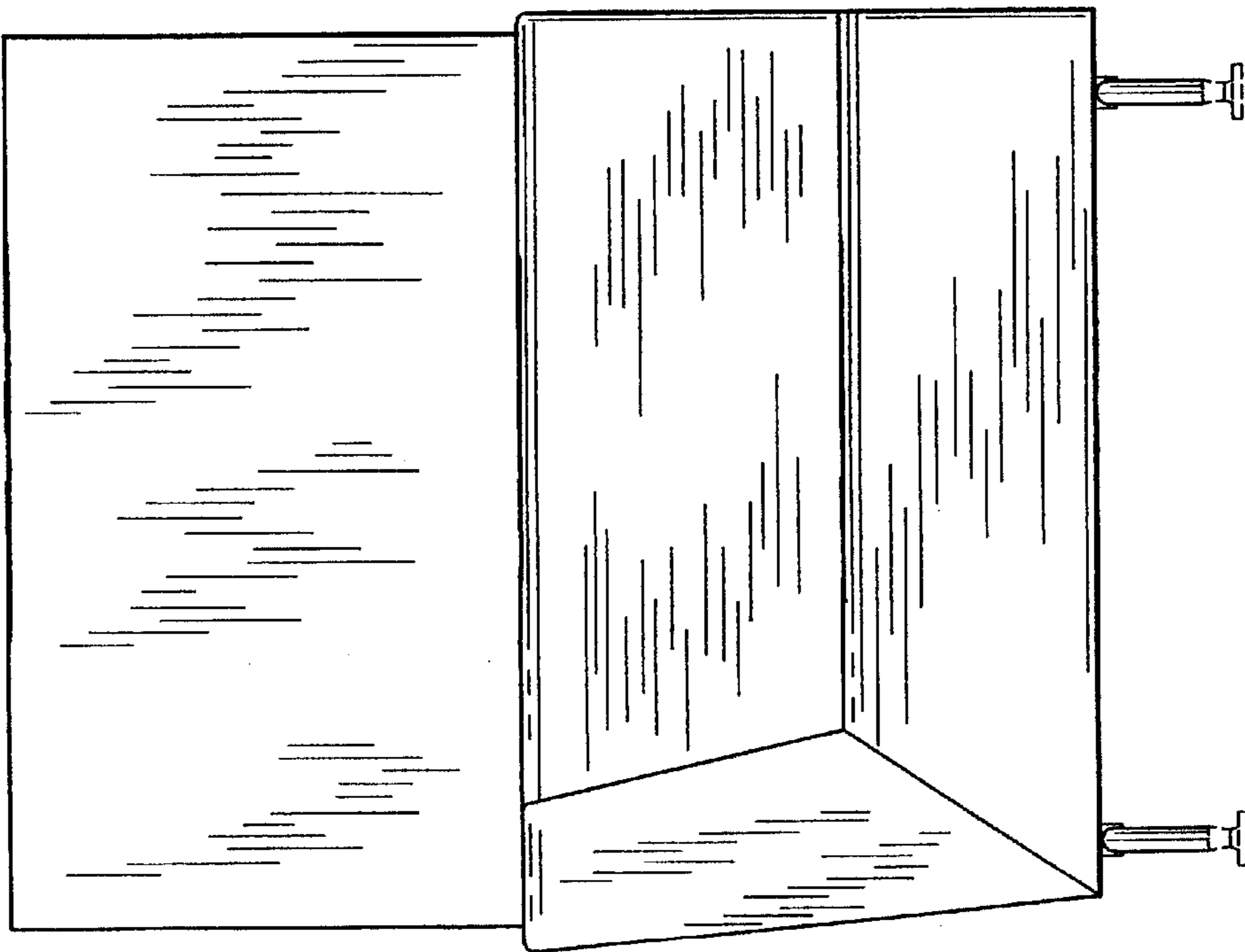


FIG. 4

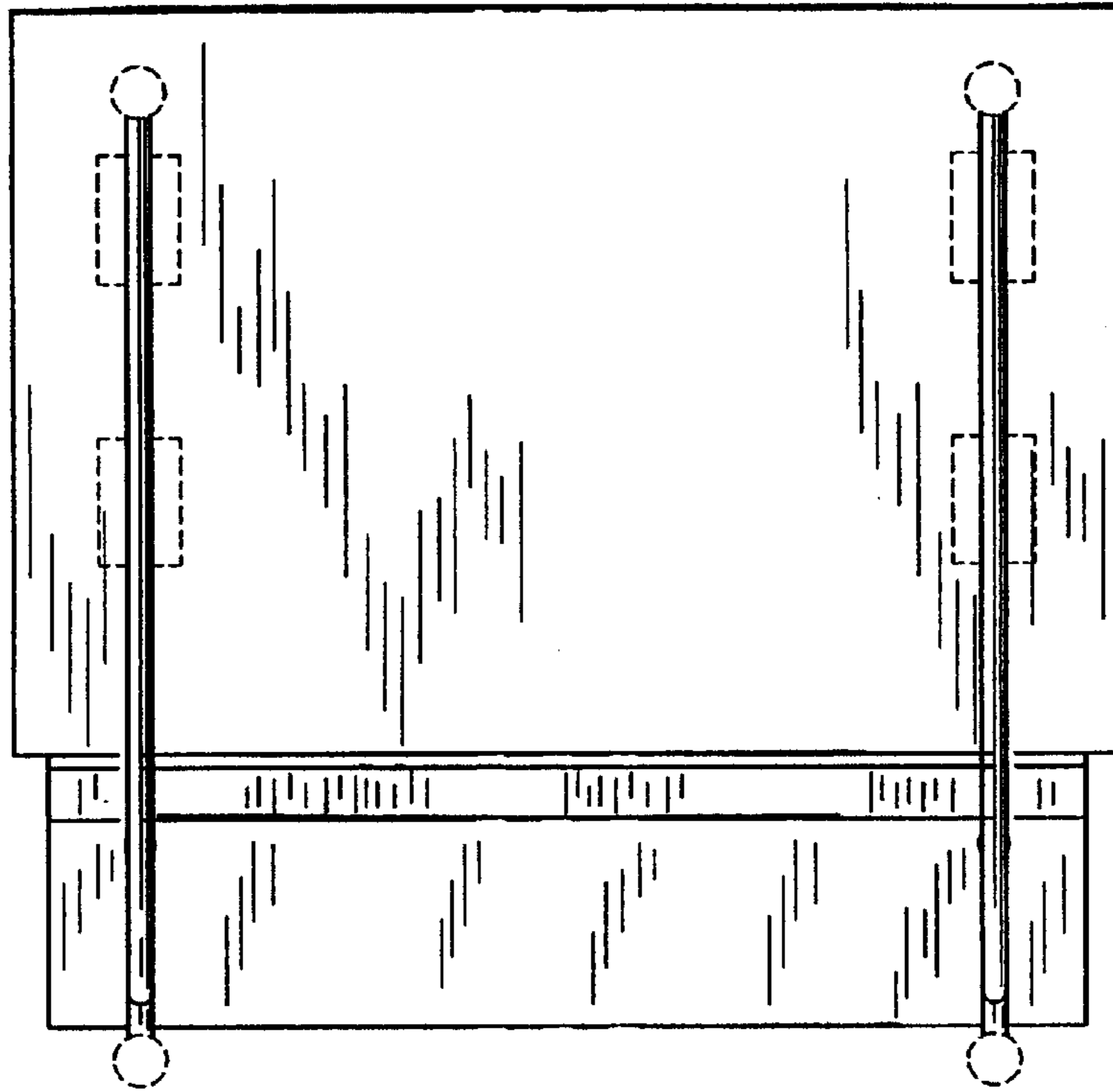


FIG. 7




FIG. 6