



US00D482532S

(12) **United States Design Patent**
Masini

(10) **Patent No.:** **US D482,532 S**

(45) **Date of Patent:** **** Nov. 25, 2003**

(54) **INTERDENTAL BRUSH HANDLE**

(76) **Inventor:** **Roberta Masini**, Via Mancini, 135/a,
Sant'Anna (Lucca0 (IT), 55100

(**) **Term:** **14 Years**

(21) **Appl. No.:** **29/171,099**

(22) **Filed:** **Nov. 18, 2002**

(30) **Foreign Application Priority Data**

May 16, 2002 (IT) FI200200039

(51) **LOC (7) Cl.** **04-02**

(52) **U.S. Cl.** **D4/111**

(58) **Field of Search** D4/104-112, 131,
D4/138; D24/133, 146, 147, 152; 15/143.1,
159.1, 167.1, 167.2, 206; 16/430, 431;
132/308, 309; 433/141, 142, 146, 147,
165, 166

(56) **References Cited**

U.S. PATENT DOCUMENTS

D94,303 S	*	1/1935	Hadley	D4/111
D368,163 S	*	3/1996	Overthun	D4/104
D410,787 S	*	6/1999	Barre et al.	D4/104
D446,022 S	*	8/2001	Vonarburg et al.	D4/108
D459,086 S	*	6/2002	Belton et al.	D4/104

FOREIGN PATENT DOCUMENTS

JP	2001-204549	*	7/2001	A46B/5/02
JP	2002-177304	*	6/2002	A61C/17/22

* cited by examiner

Primary Examiner—Alan P. Douglas
Assistant Examiner—Lavone D. Tabor
(74) *Attorney, Agent, or Firm*—Browdy and Neimark,
P.L.L.C.

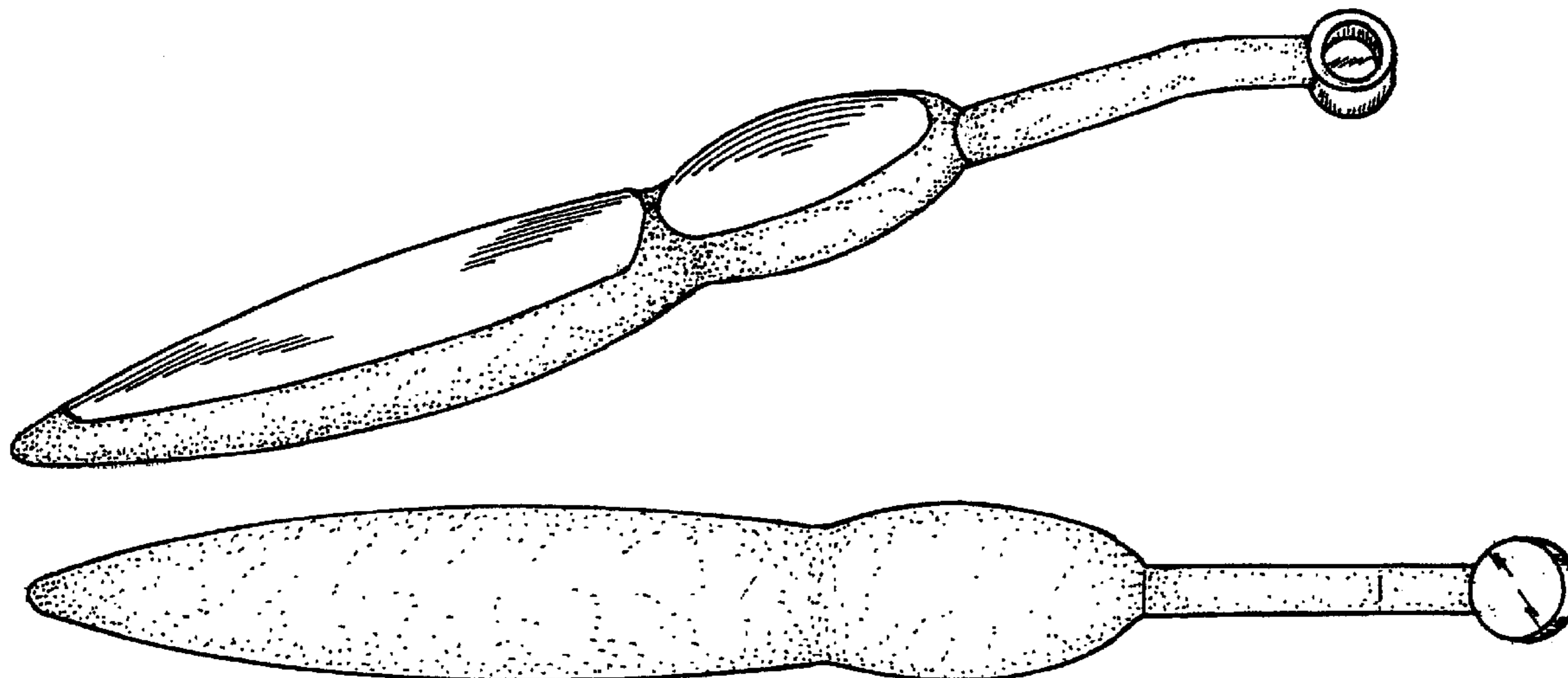
(57) **CLAIM**

The ornamental design for an interdental brush handle, as shown and described.

DESCRIPTION

FIG. 1 is a perspective view of an interdental brush handle showing my new design;
FIG. 2 is a first side view of the handle of FIG. 1;
FIG. 3 is a second side view of the handle of FIG. 1, rotated an angle of 90° with respect to FIG. 2, the opposite side view being a mirror image;
FIG. 4 is a third side view of the handle of FIG. 1, taken from the opposite side with respect to FIG. 2;
FIG. 5 is a first end view of the handle of FIG. 1; and,
FIG. 6 is a second end view of the handle of FIG. 1.

1 Claim, 2 Drawing Sheets



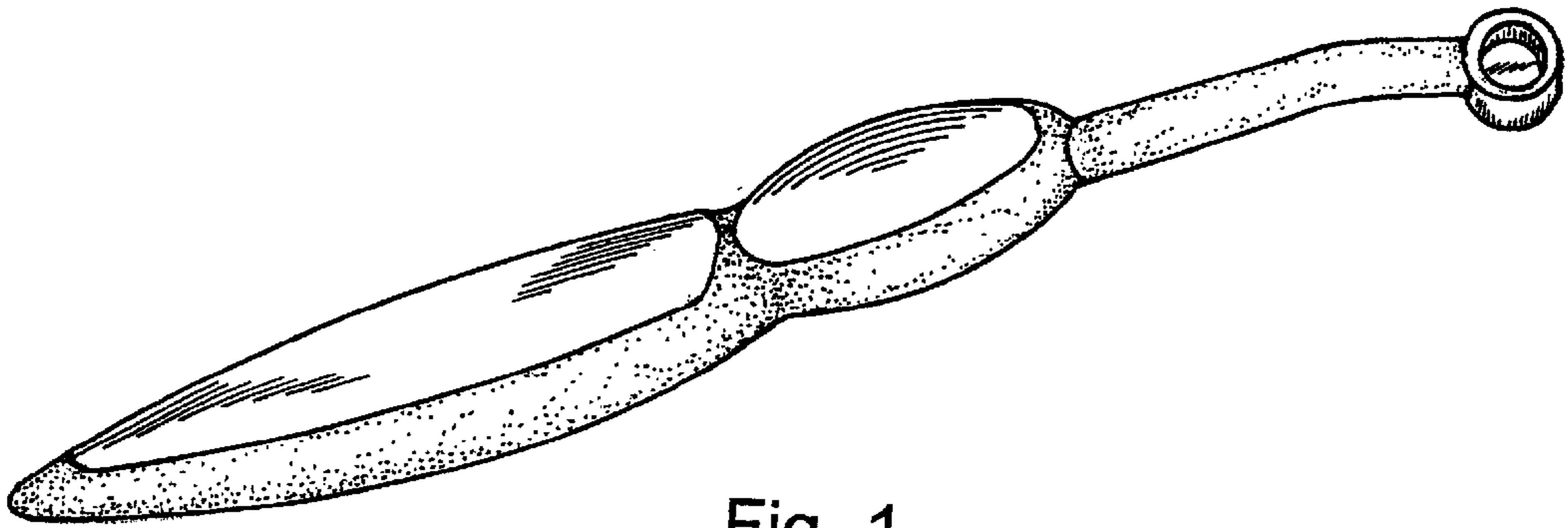


Fig. 1

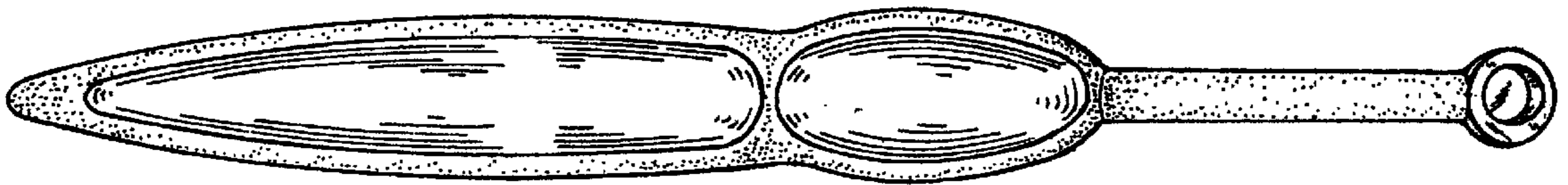


Fig. 2

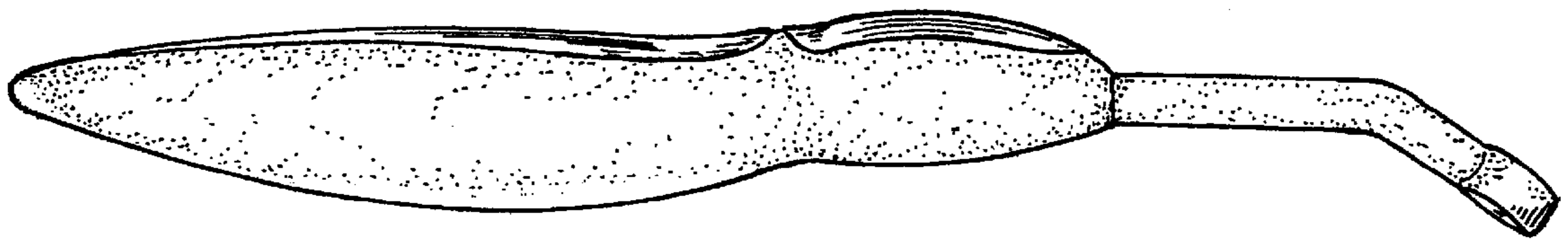


Fig. 3

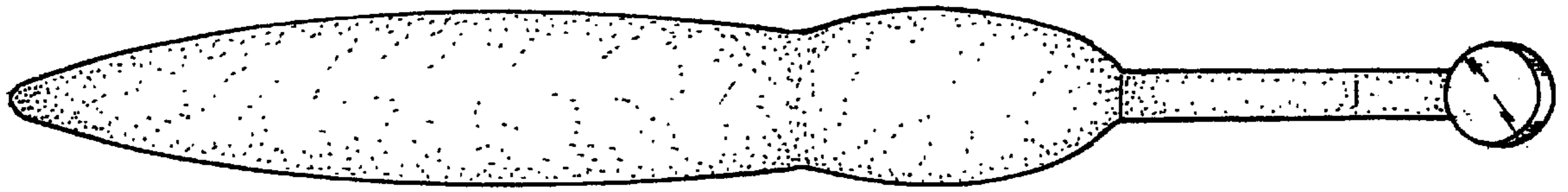


Fig. 4

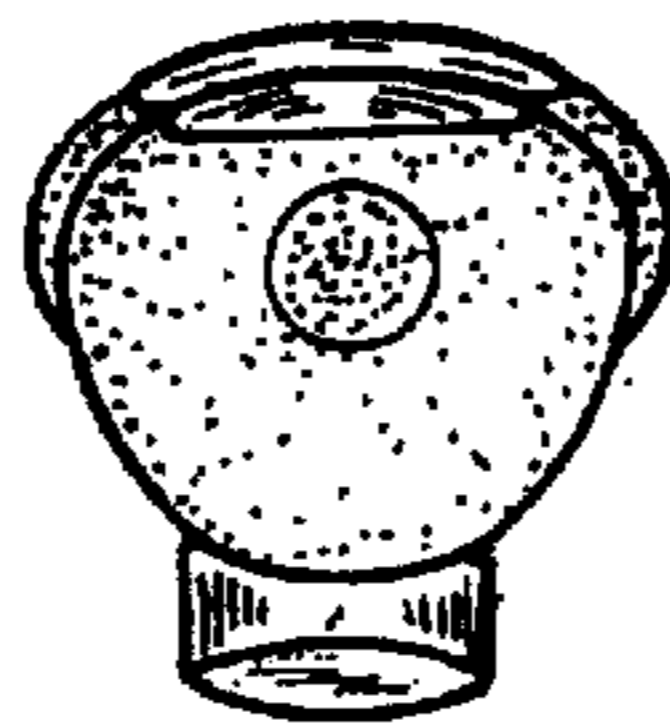


Fig. 5




Fig. 6