



US00D482530S

(12) **United States Design Patent**
Evans

(10) **Patent No.:** **US D482,530 S**

(45) **Date of Patent:** **** Nov. 25, 2003**

(54) **BATTERY POWERED SCRUB BRUSH WITH TELESCOPIC HANDLE**

(76) **Inventor:** **Leeretta Evans**, 251 Sues Ct., Akron, OH (US) 44311

(**) **Term:** **14 Years**

(21) **Appl. No.:** **29/180,938**

(22) **Filed:** **May 5, 2003**

(51) **LOC (7) Cl.** **04-01**

(52) **U.S. Cl.** **D4/102; D32/50**

(58) **Field of Search** D4/100, 102, 127, D4/135, 138; D32/50-51; 15/22.1, 28, 49.1, 50.1, 52, 98, 143.1, 144.4, 159.1, 160, 180

(56) **References Cited**

U.S. PATENT DOCUMENTS

3,526,919	A	*	9/1970	Byers	15/180
3,728,075	A	*	4/1973	Cannan	15/98 X
4,168,560	A		9/1979	Doyel		
4,290,160	A	*	9/1981	Daniels et al.	15/29
D279,626	S		7/1985	McCloskey		
4,724,563	A		2/1988	Fry et al.		

4,796,321	A		1/1989	Lee		
D321,988	S	*	12/1991	Fedora	D4/102
5,423,102	A		6/1995	Madison		
5,511,269	A	*	4/1996	Watson	15/22.1
5,797,157	A	*	8/1998	Gregg	15/49.1
5,956,792	A		9/1999	Gutelius et al.		
6,185,781	B1		2/2001	Miller et al.		
6,324,713	B1		12/2001	Barkley		

* cited by examiner

Primary Examiner—Marcus A. Jackson

Assistant Examiner—Lavone D. Tabor

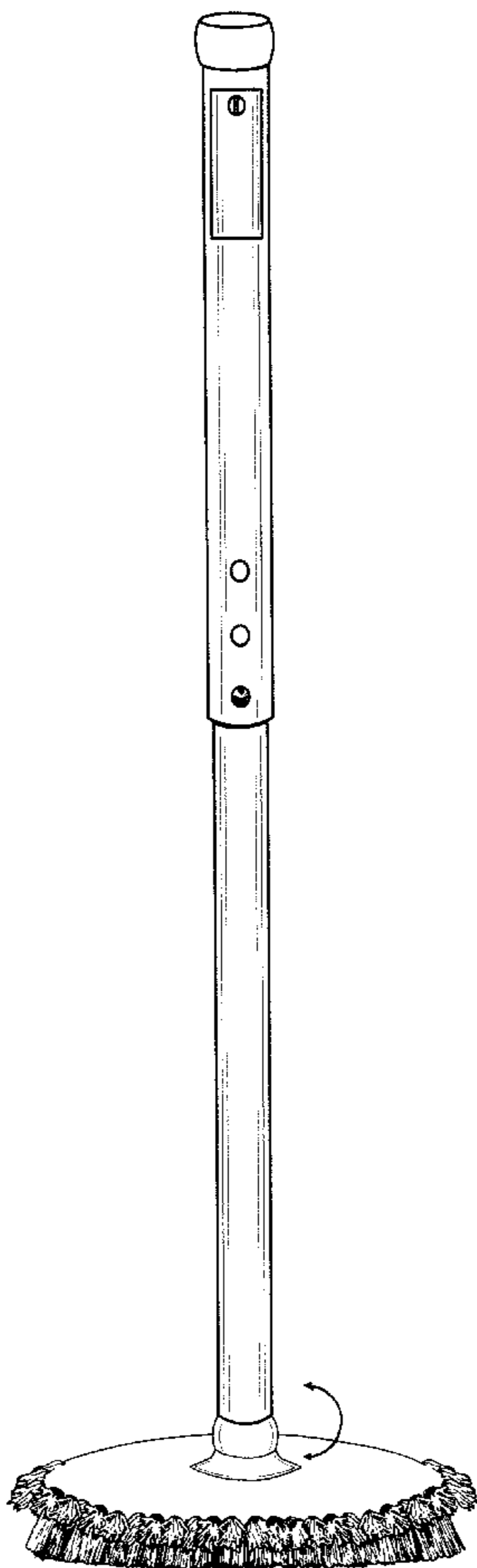
(57) **CLAIM**

The ornamental design for a battery powered scrub brush with telescopic handle, as shown and described.

DESCRIPTION

FIG. 1 is a front perspective view of a battery powered scrub brush with telescopic handle showing my new design; FIG. 2 is a rear perspective view thereof; FIG. 3 is a left side perspective view thereof; FIG. 4 is a right side perspective view thereof; FIG. 5 is a top plan view; and, FIG. 6 is a bottom plan view thereof.

1 Claim, 5 Drawing Sheets



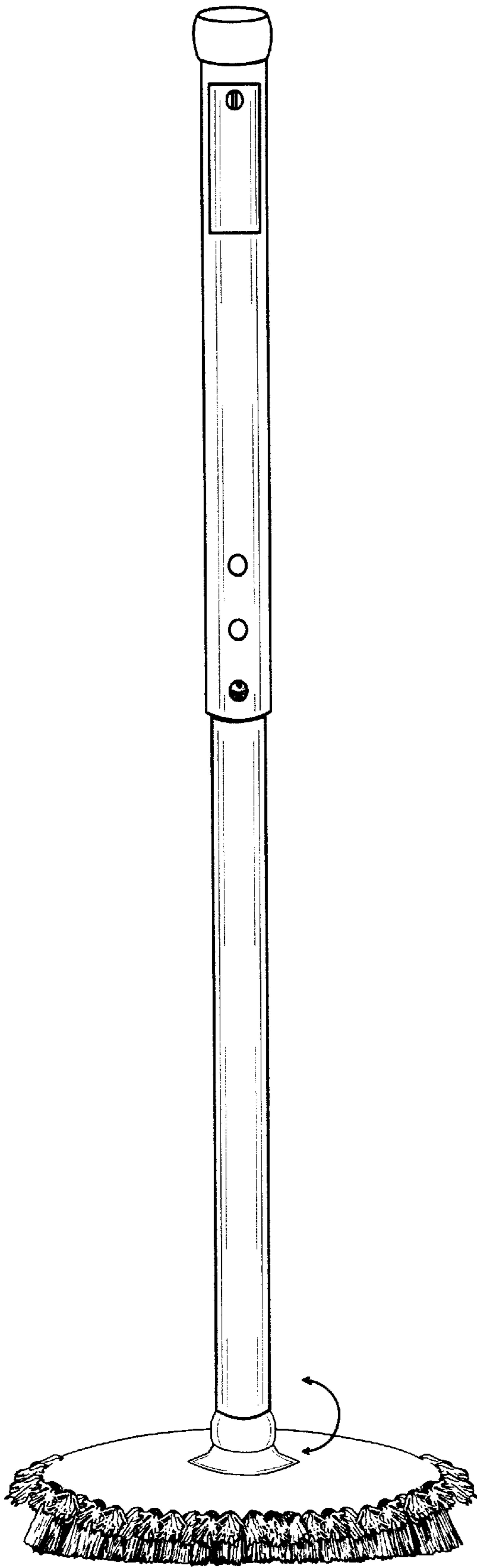


FIG. 1

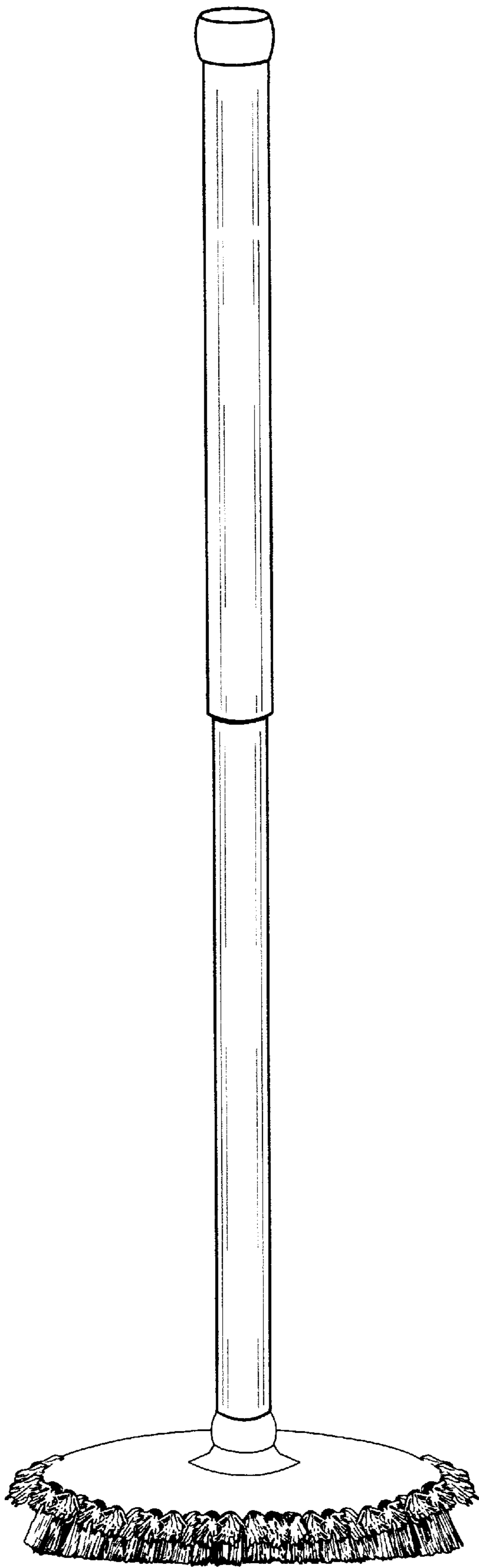


FIG. 2

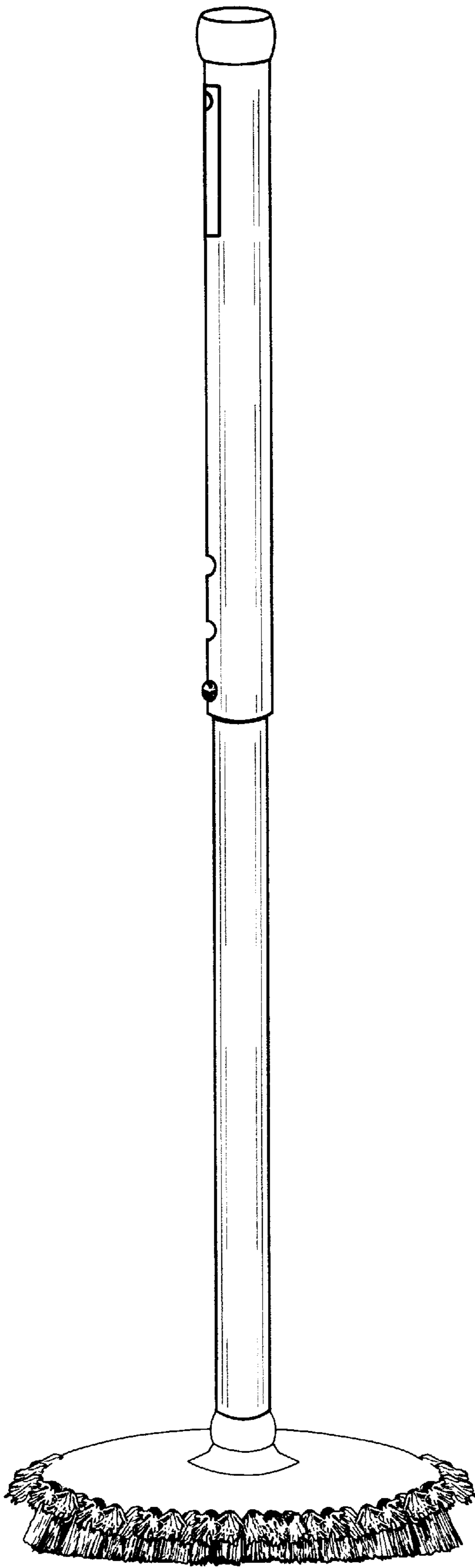


FIG. 3

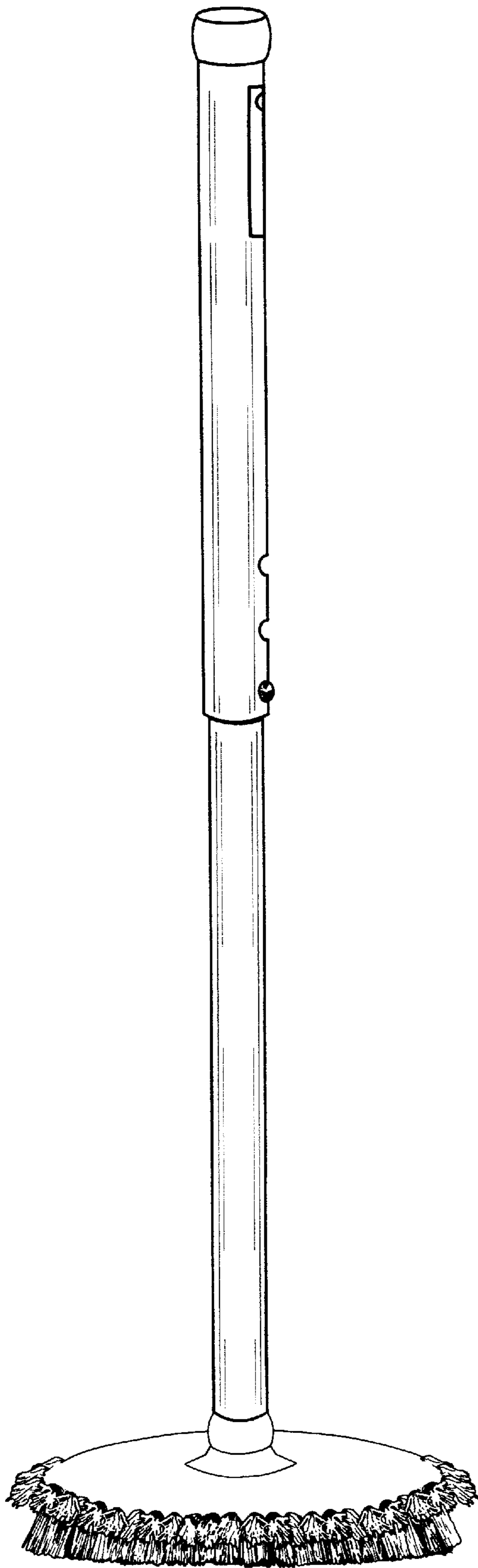


FIG. 4

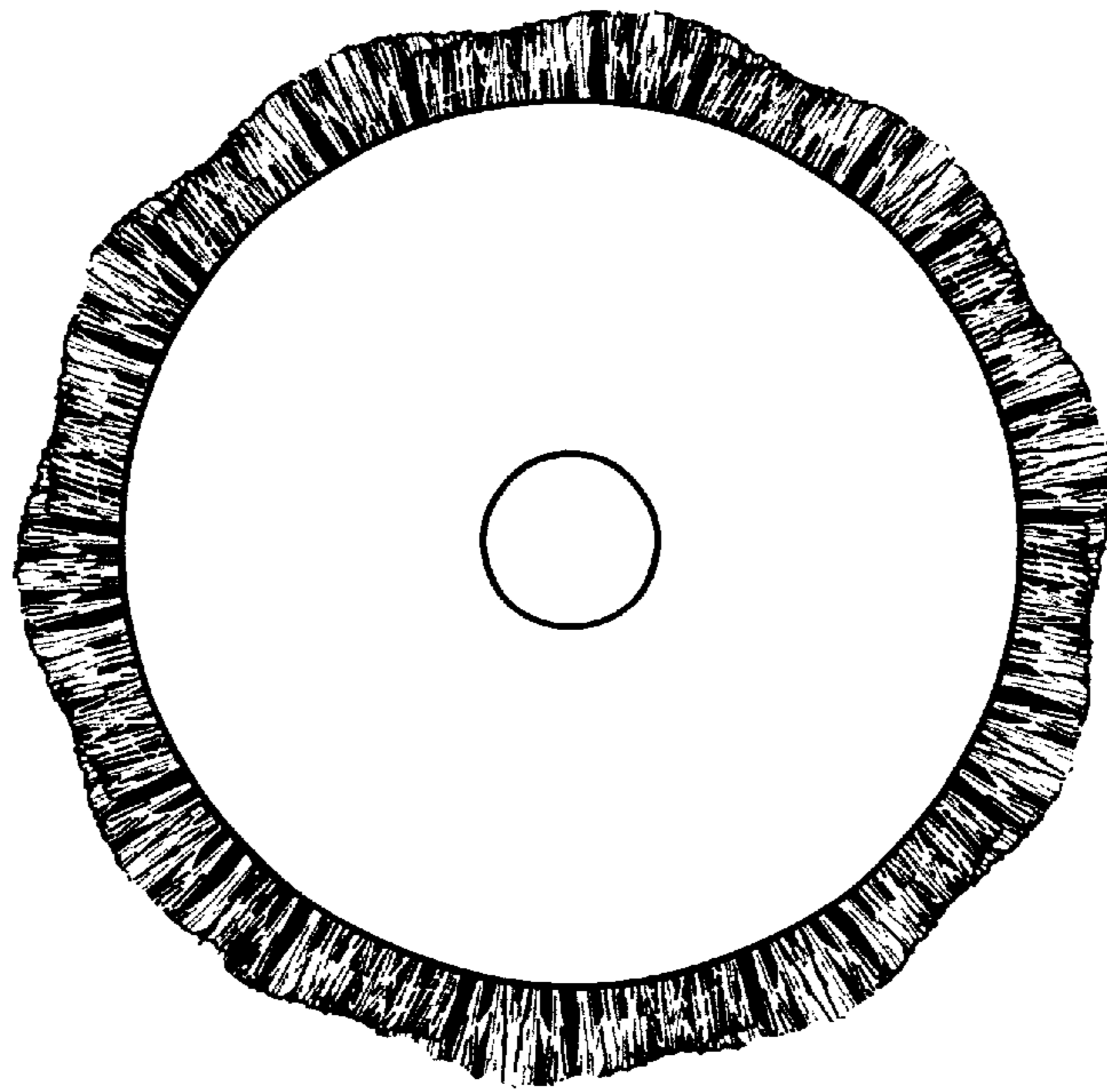


FIG. 5




FIG. 6