



US00D482511S

(12) **United States Design Patent**  
**Dixon**

(10) **Patent No.:** **US D482,511 S**

(45) **Date of Patent:** **\*\* Nov. 25, 2003**

(54) **TIE WITH POCKET**

(76) **Inventor:** **Reginald James Dixon**, 1998 Flora Ct., Middleburg, FL (US) 32068

(\*\*) **Term:** **14 Years**

(21) **Appl. No.:** **29/169,372**

(22) **Filed:** **Oct. 18, 2002**

(51) **LOC (7) Cl.** ..... **02-01**

(52) **U.S. Cl.** ..... **D2/605**

(58) **Field of Search** ..... D2/600, 602, 604, D2/605, 608, 609; 2/144, 145, 146, 148, 149, 150, 157, 247

(56) **References Cited**

**U.S. PATENT DOCUMENTS**

2,465,584 A	*	3/1949	Gamer	.....	2/146
2,653,325 A	*	9/1953	McCarthy	.....	2/148
D180,467 S	*	6/1957	Bergheim	.....	D2/605
D264,892 S	*	6/1982	Stewart, Jr. et al.	.....	D2/605

5,016,285 A	*	5/1991	Just	.....	2/144
D393,137 S	*	4/1998	Breton	.....	D2/605
5,806,098 A	*	9/1998	McKinnon et al.	.....	2/145
D437,471 S	*	2/2001	Harris	.....	D2/605

\* cited by examiner

*Primary Examiner*—Paula A. Mortimer

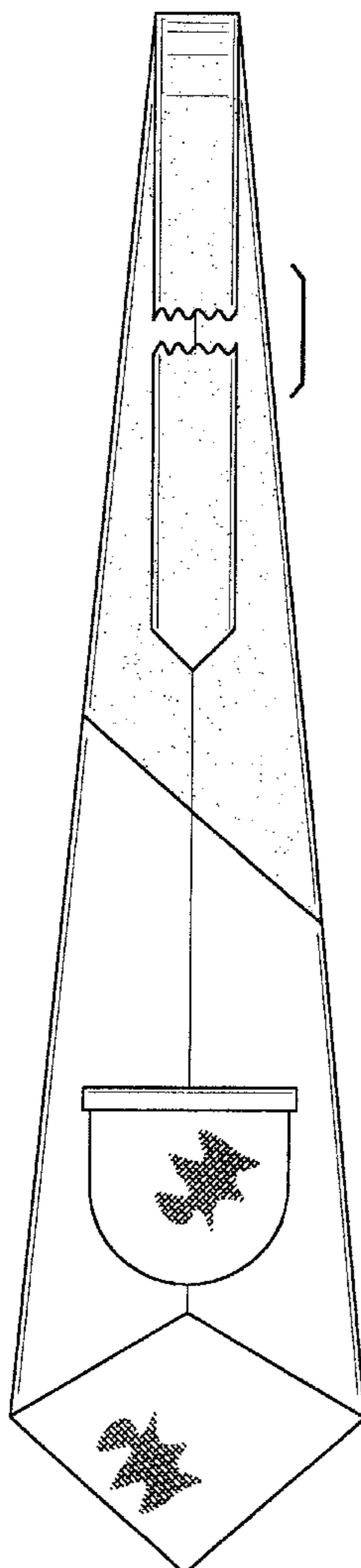
(57) **CLAIM**

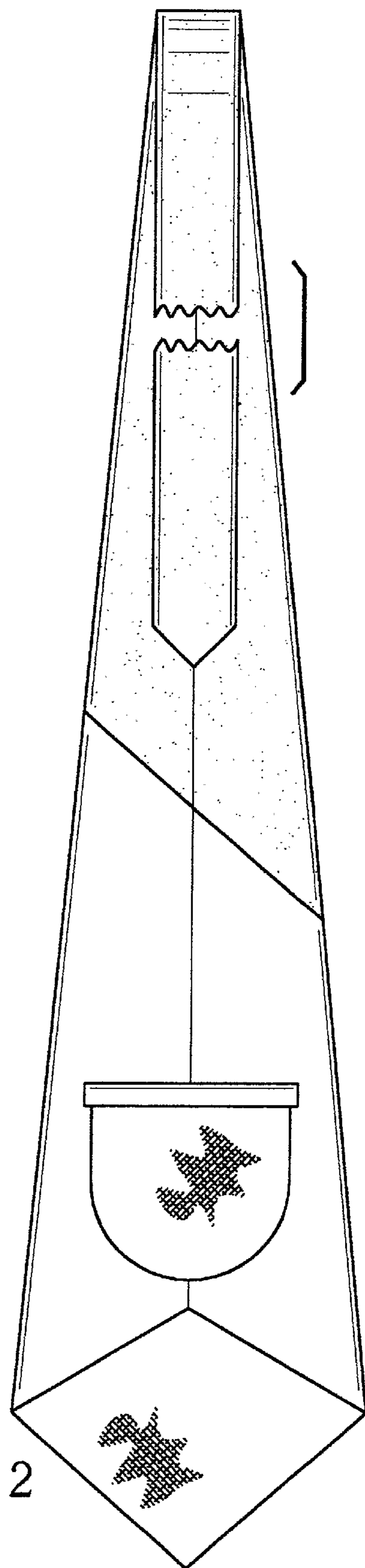
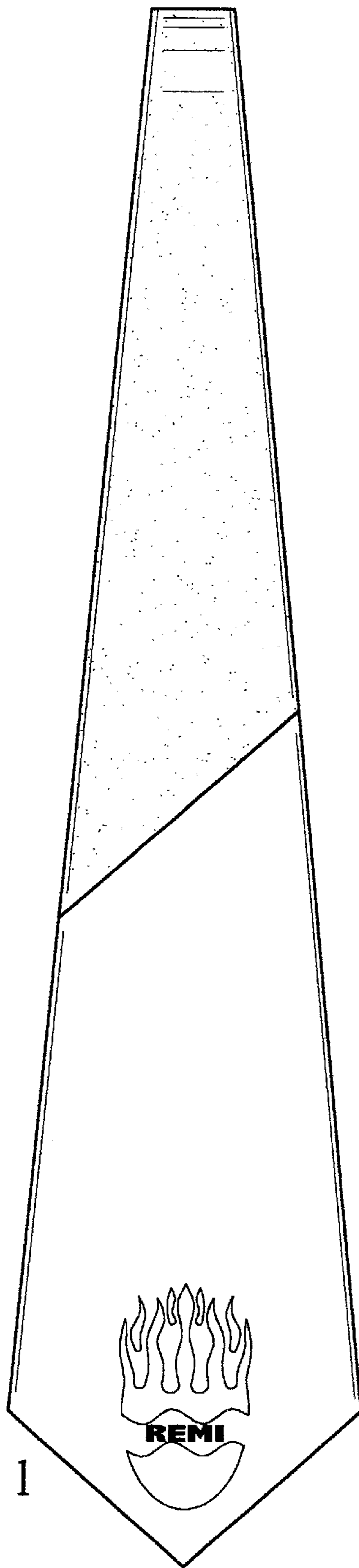
The ornamental design for a tie with pocket, as shown and described.

**DESCRIPTION**

FIG. 1 is a front elevational view of a tie with pocket showing my new design;  
 FIG. 2 is a rear elevational view thereof, the tie is drawn broken away to show indeterminate length;  
 FIG. 3 is a side view, taken from the left side of FIG. 1, the right side view being a mirror image thereof;  
 FIG. 4 is a top plan view thereof; and,  
 FIG. 5 is a bottom plan view thereof.

**1 Claim, 2 Drawing Sheets**





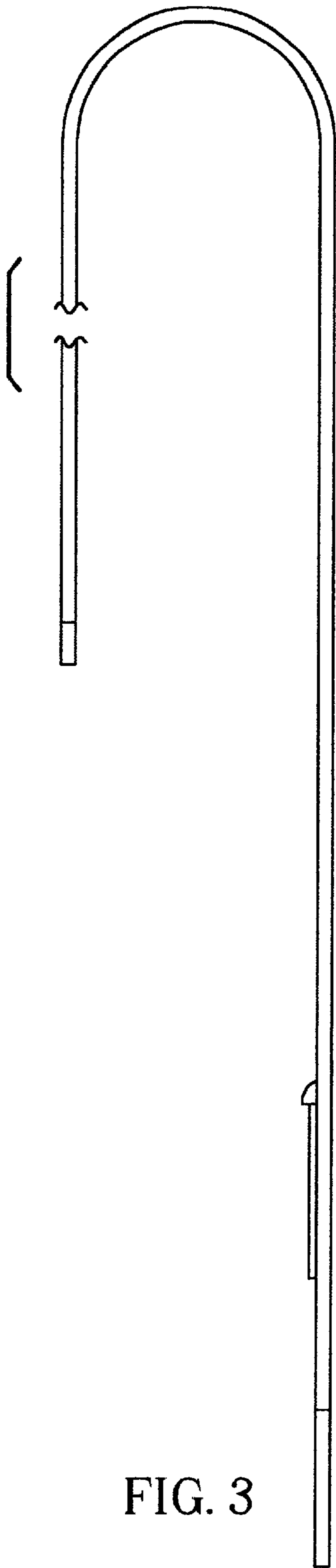


FIG. 3

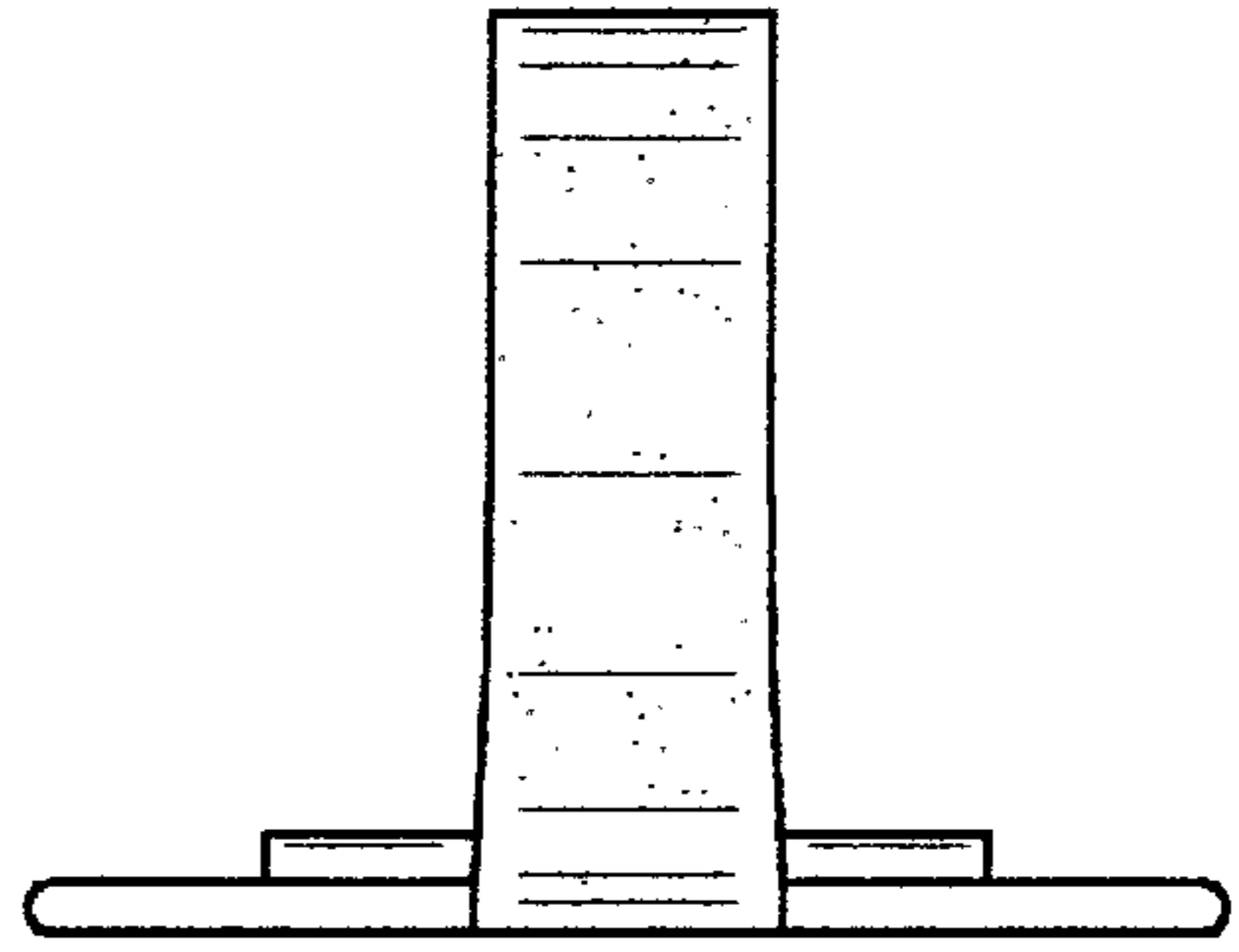


FIG. 4

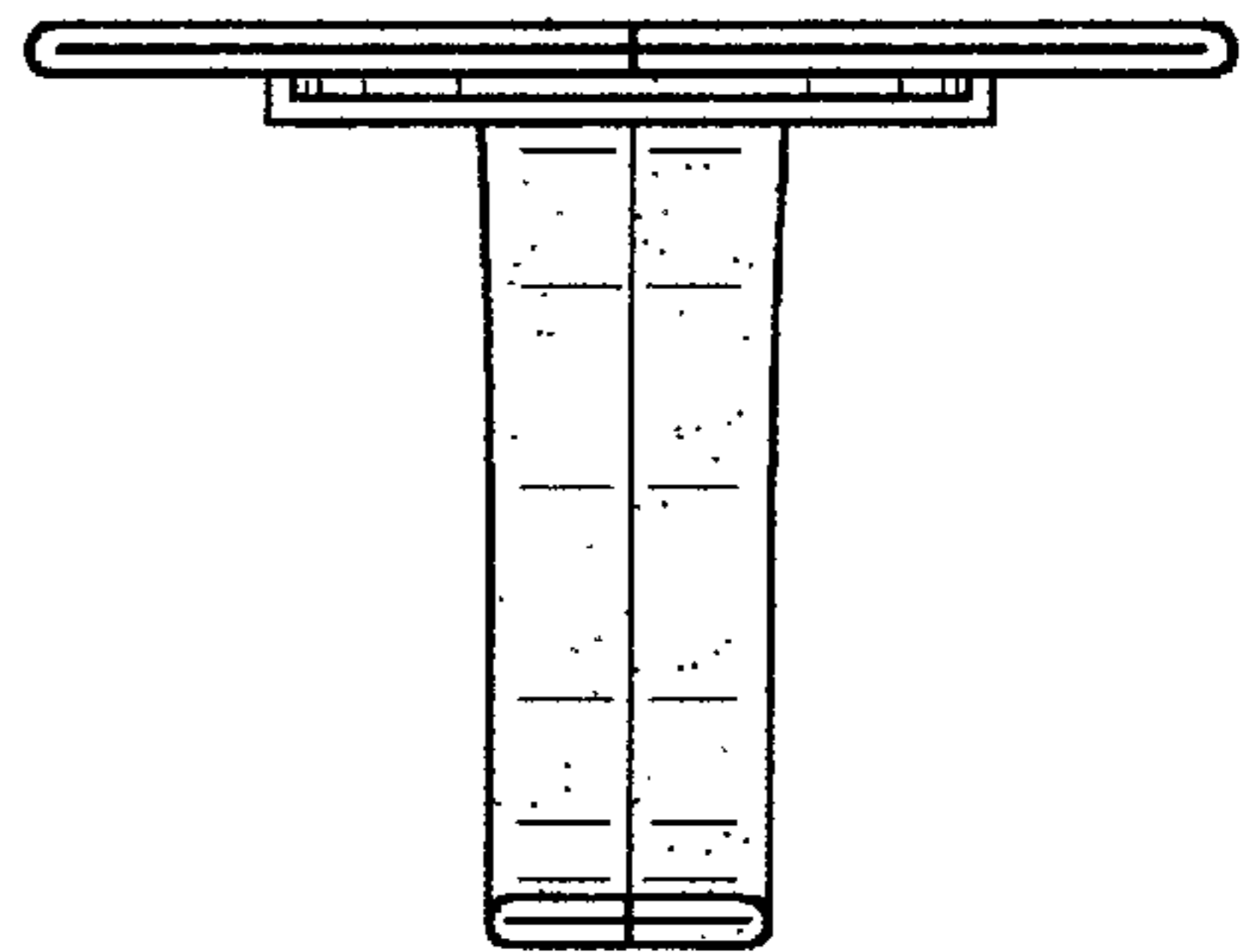


FIG. 5