



US00D482492S

(12) **United States Design Patent**
Cheung

(10) **Patent No.:** **US D482,492 S**

(45) **Date of Patent:** **** Nov. 18, 2003**

(54) **RAZOR COMB**

(76) **Inventor:** **Maggie Cheung**, Block A1, 3/F Tsing Yi Industrial Centre, Phase 1, Tsing Yi, N.T. (HK)

(**) **Term:** **14 Years**

(21) **Appl. No.:** **29/167,763**

(22) **Filed:** **Sep. 19, 2002**

(51) **LOC (7) Cl.** **28-03**

(52) **U.S. Cl.** **D28/44; D28/25**

(58) **Field of Search** D28/44, 45-48, D28/21, 25, 28; 30/32, 34.05, 34.1, 43, 43.1, 195, 526; 132/126, 148

(56) **References Cited**

U.S. PATENT DOCUMENTS

D224,848 S * 9/1972 McKay D28/25

D406,391 S * 3/1999 Lucero D28/25
6,164,290 A * 12/2000 Andrews 30/526
D448,116 S * 9/2001 Granito D28/25

* cited by examiner

Primary Examiner—Jennifer Rivard

(74) *Attorney, Agent, or Firm*—James E. Brunton

(57) **CLAIM**

The ornamental design for a “razor comb,” as shown.

DESCRIPTION

FIG. 1 is a perspective view of a “razor comb” showing my new design;

FIG. 2 is a front view thereof;

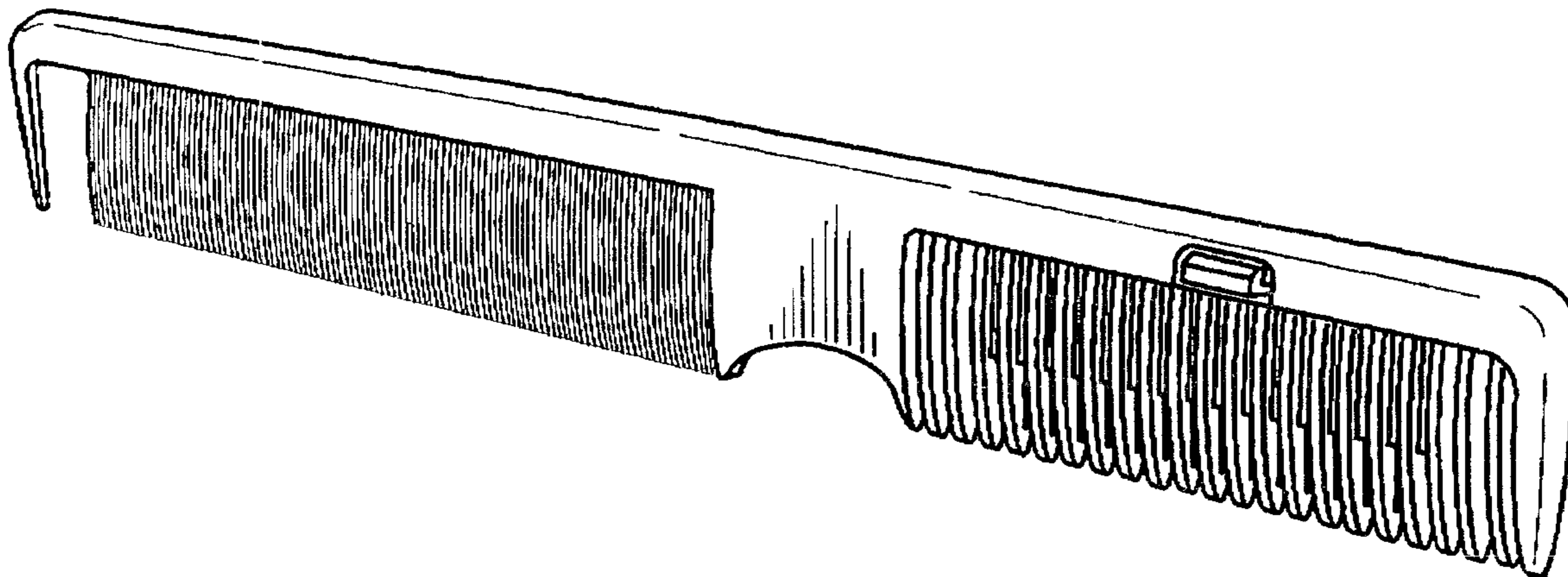
FIG. 3 is a rear view thereof;

FIG. 4 is a top plan view thereof;

FIG. 5 is a right end view thereof; and,

FIG. 6 is a left end view thereof.

1 Claim, 3 Drawing Sheets



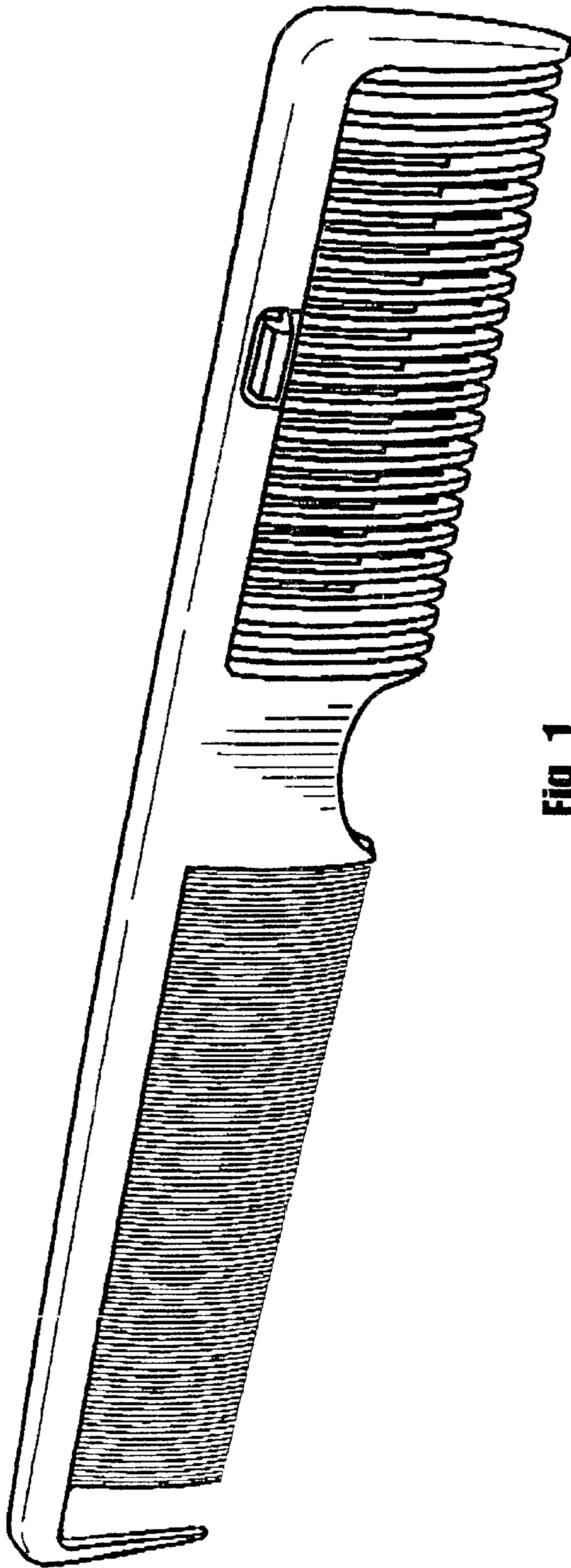


Fig. 1




Fig. 2




Fig. 5




Fig. 6




Fig. 3



Fig. 4