



US00D482488S

(12) **United States Design Patent** (10) **Patent No.:** **US D482,488 S**
Holman (45) **Date of Patent:** **** Nov. 18, 2003**

(54) **TABLE LAMP**

(76) Inventor: **John Holman**, 1901 NW. Upshur,
Portland, OR (US) 97209

(**) Term: **14 Years**

(21) Appl. No.: **29/174,855**

(22) Filed: **Jan. 24, 2003**

(51) **LOC (7) Cl.** **26-03**

(52) **U.S. Cl.** **D26/110**

(58) **Field of Search** D26/93-112, 142;
248/158; 362/410-414, 806

(56) **References Cited**

U.S. PATENT DOCUMENTS

D44,325 S	7/1913	Villmont
D46,337 S	9/1914	Gothberg
D49,063 S	5/1916	Lau
D50,504 S	3/1917	Barrows et al.
D366,718 S	1/1996	Kattler
D430,700 S	9/2000	Dolan
D435,311 S	12/2000	Dolan
D451,235 S	11/2001	Dolan
D451,629 S	12/2001	Dolan
D452,034 S	12/2001	Dolan

OTHER PUBLICATIONS

Reliance Lamp, Circa 302, Home Lighting & Accessories
Magazine, p. 54 Sep. 1997.
Murray Feiss, Bronx, NY, Cat. vol. LP1-99, 1999 p. LP-89
Model A134 PW.
Stiffel, Chicago, IL, 1995 Model 1435Q.
Murray Feiss, Bronx, NY, Catalog 2000 p. 178.

Fine Art Lamps, Hialeah, FL, Catalog P-32, 1995 p. P-21
Model 507310.

Murray Feiss, Bronx, NY, Catalog 2000, p. 194 Model 8759
GD/FS.

Casual Lamps, Gardena, CA, 1995, p. 29 Model 3463-614.
Currey & Company, Atlanta, GA, Cat. Fall 1999, p. 31
Model 6253.

Westwood by Kichler, Cleveland, OH, Cat. 399, 1999 p. 26
Model 4527-570.

Westwood by Kichler, Cleveland, OH, Cat. 399, 1999 p. 28
Model 4490-573.

Design Trends, El Dorado Hills, CA, Cat. 2001, p. 12 Model
3740-88.

Fine Art Lamps, Hialeah, FL, Cat. 1995, p. P-20 Model
507110.

Design Trends, El Dorado Hills, CA, Cat. 2000, p. 62 Model
DT 3264-30.

Primary Examiner—Pamela Burgess

Assistant Examiner—Linda Brooks

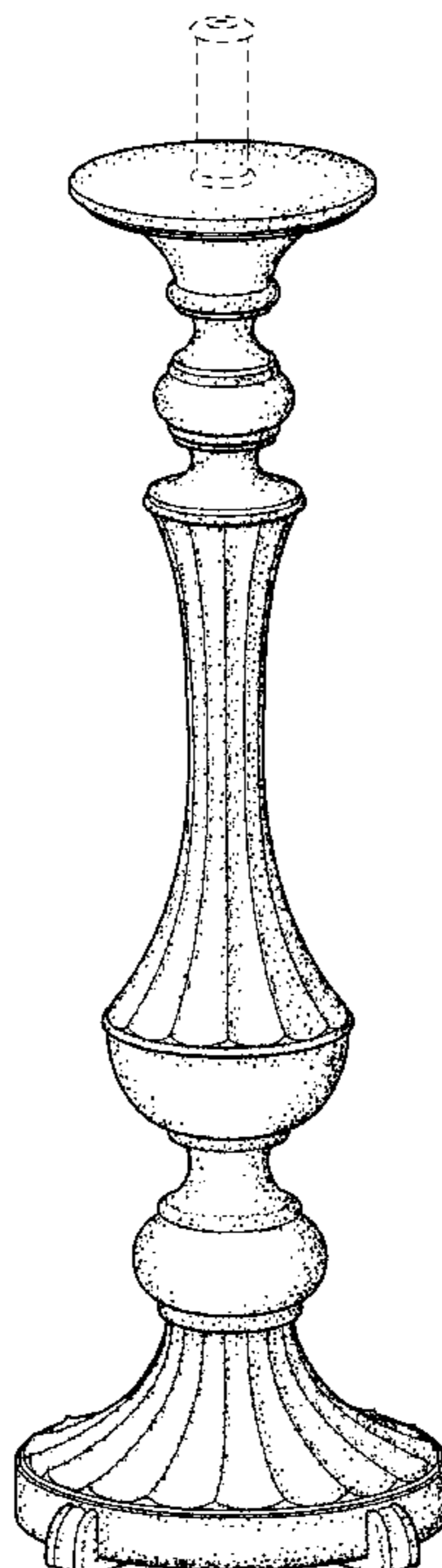
(57) **CLAIM**

The ornamental design for a table lamp, as shown and
described.

DESCRIPTION

FIG. 1 is a perspective view thereof;
FIG. 2 is a front elevational view thereof;
FIG. 3 is a right side view, the left side view being identical;
FIG. 4 is a top plan view thereof; and,
FIG. 5 is a bottom plan view thereof.
The broken line showing of environmental structure in
FIGS. 1,-5 is for illustrative purposes only and forms no part
of the claimed design.

1 Claim, 5 Drawing Sheets



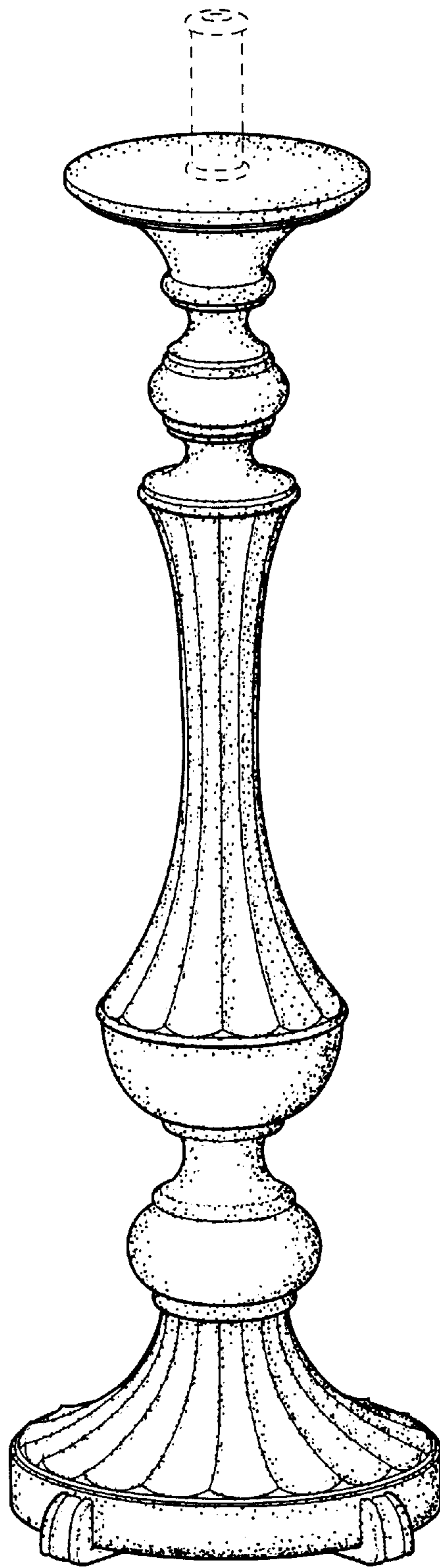


FIG. 1

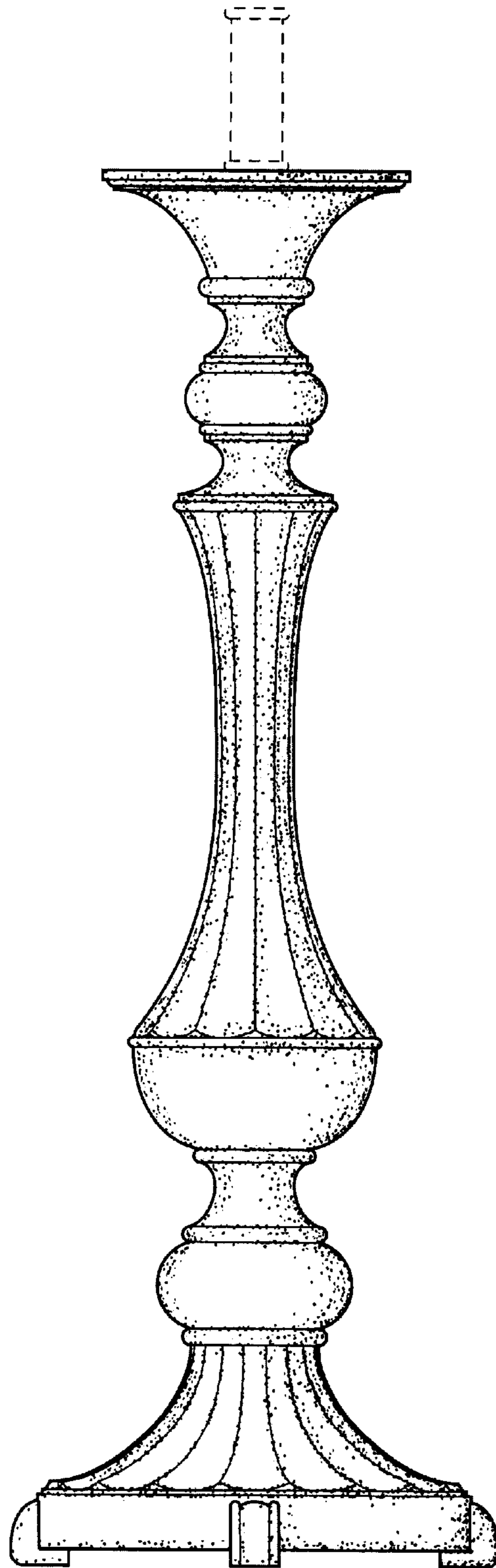


FIG. 2

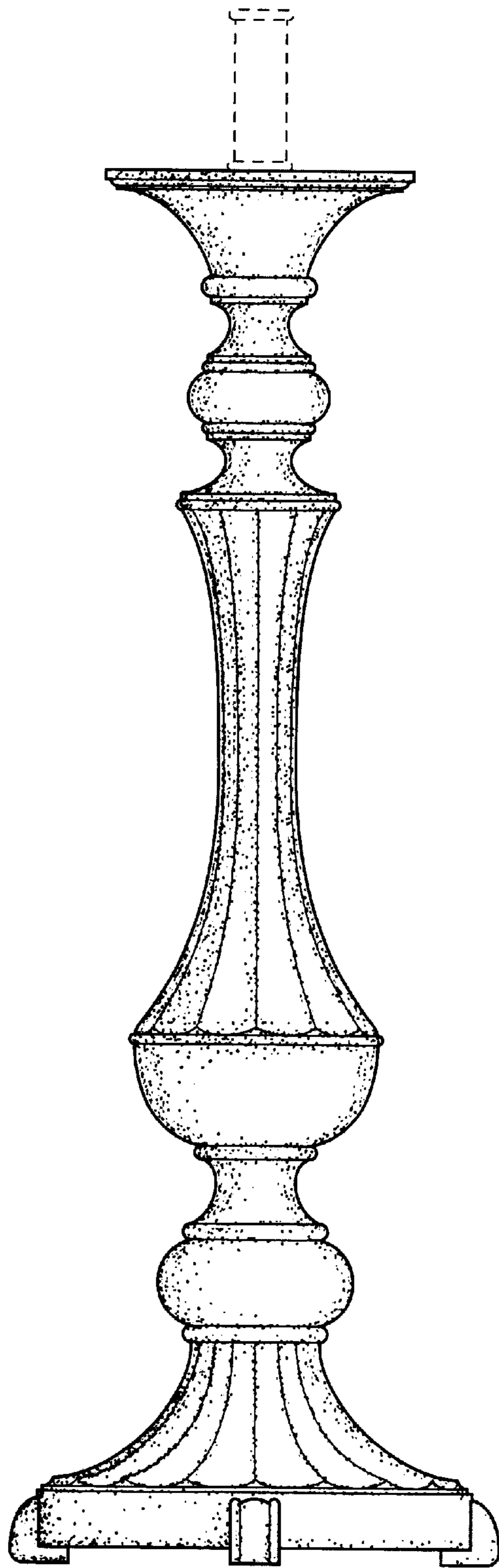


FIG. 3

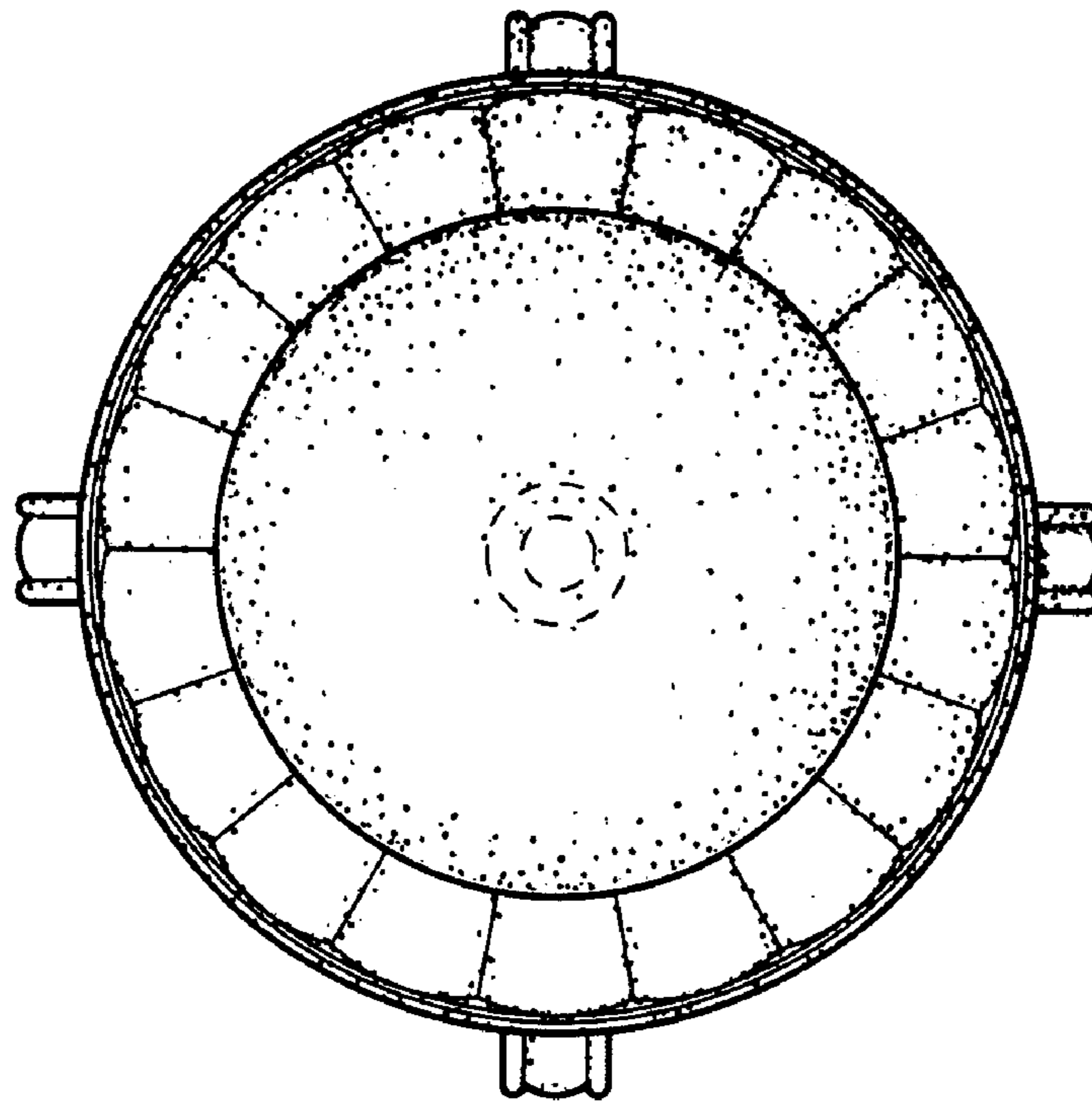


FIG. 4

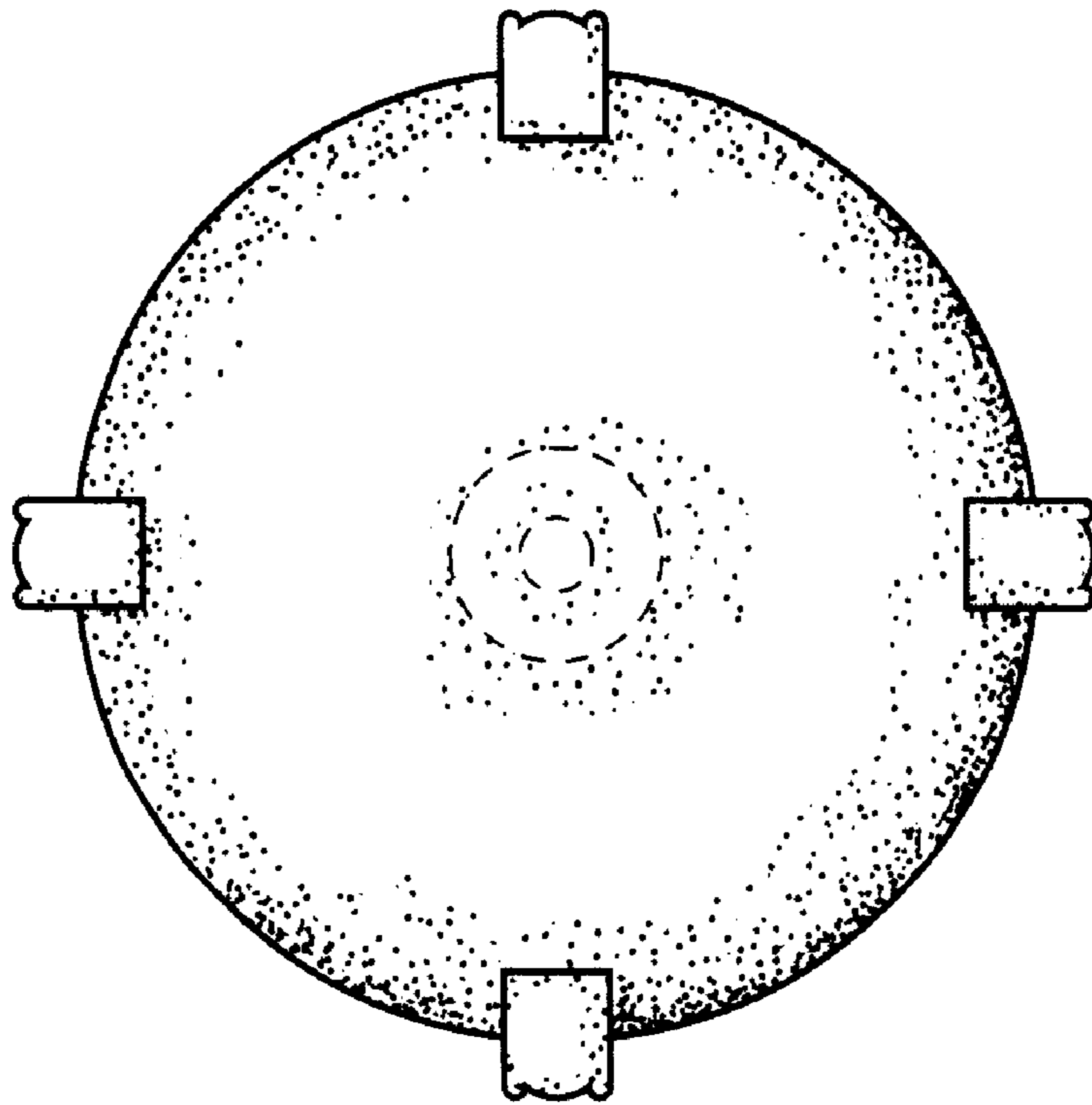


FIG. 5