



US00D482486S

(12) **United States Design Patent**
Demers

(10) **Patent No.:** **US D482,486 S**

(45) **Date of Patent:** **** Nov. 18, 2003**

(54) **CIRCULAR BATTERY LIGHT FIXTURE**

D350,213 S * 8/1994 Druffel et al. D26/74
D385,054 S * 10/1997 Landefeld D26/85

(75) Inventor: **Ronald Demers**, Campbell Hall, NY
(US)

OTHER PUBLICATIONS

(73) Assignee: **American Tack & Hardware Co., Inc.**, Monsey, NY (US)

Seagull Lighting Catalog 2001, p. 327, item #8319-12/
8324-12.*

Thomas Lighting 1996 catalog, p. 230, item #SL 9215-8.*

(**) Term: **14 Years**

* cited by examiner

(21) Appl. No.: **29/172,736**

Primary Examiner—Clare E. Heflin

(22) Filed: **Dec. 17, 2002**

(74) *Attorney, Agent, or Firm*—Hedman & Costigan, P.C.

(51) **LOC (7) Cl.** **26-03**

(52) **U.S. Cl.** **D26/85; D26/72**

(58) **Field of Search** D26/67, 72, 80-92;
362/147, 150, 159, 237, 404-406, 418,
430, 432, 806

(57) **CLAIM**

The ornamental design for a circular battery light fixture, as shown and described.

(56) **References Cited**

DESCRIPTION

U.S. PATENT DOCUMENTS

D221,893 S * 9/1971 Peasley D26/85
D228,795 S * 10/1973 Peasley D26/85
D262,660 S * 1/1982 Fairbanks et al. D26/88

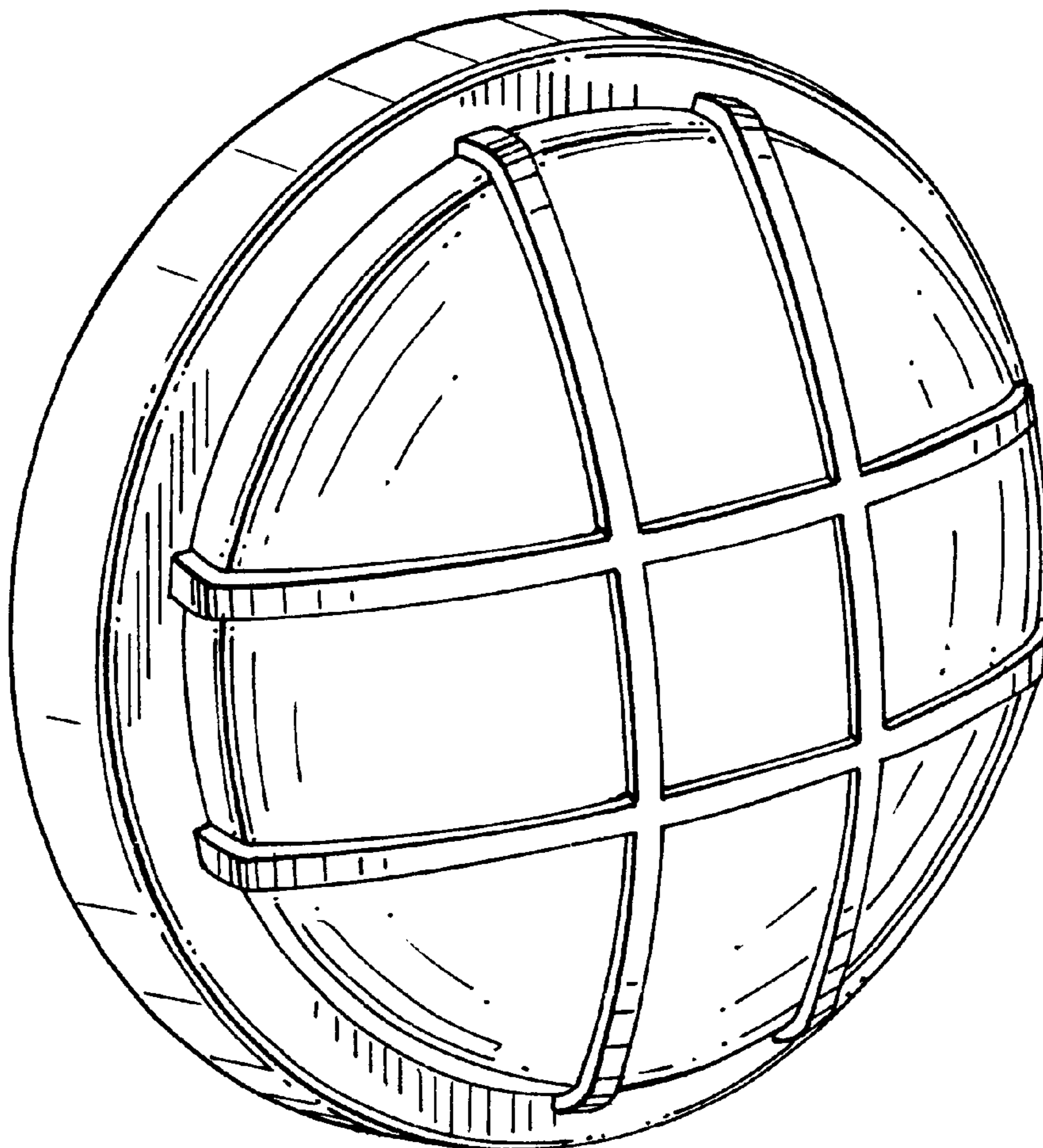
FIG. 1 is a front perspective view of the light fixture according to my design;

FIG. 2 is a right side view of my design;

FIG. 3 is a left side view of my design; and,

FIG. 4 is a top view of my design.

1 Claim, 2 Drawing Sheets



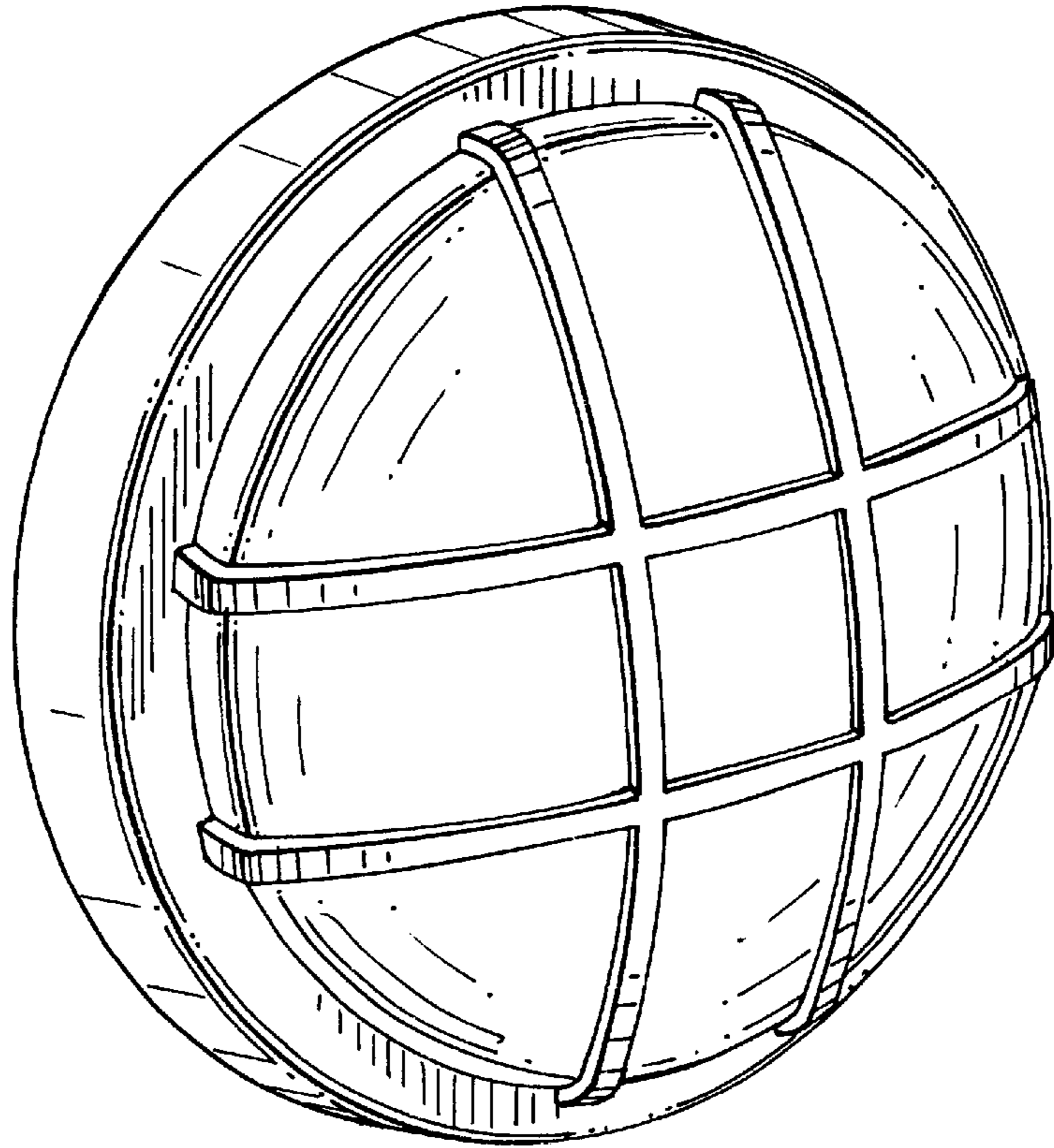


FIG. 1




FIG. 2

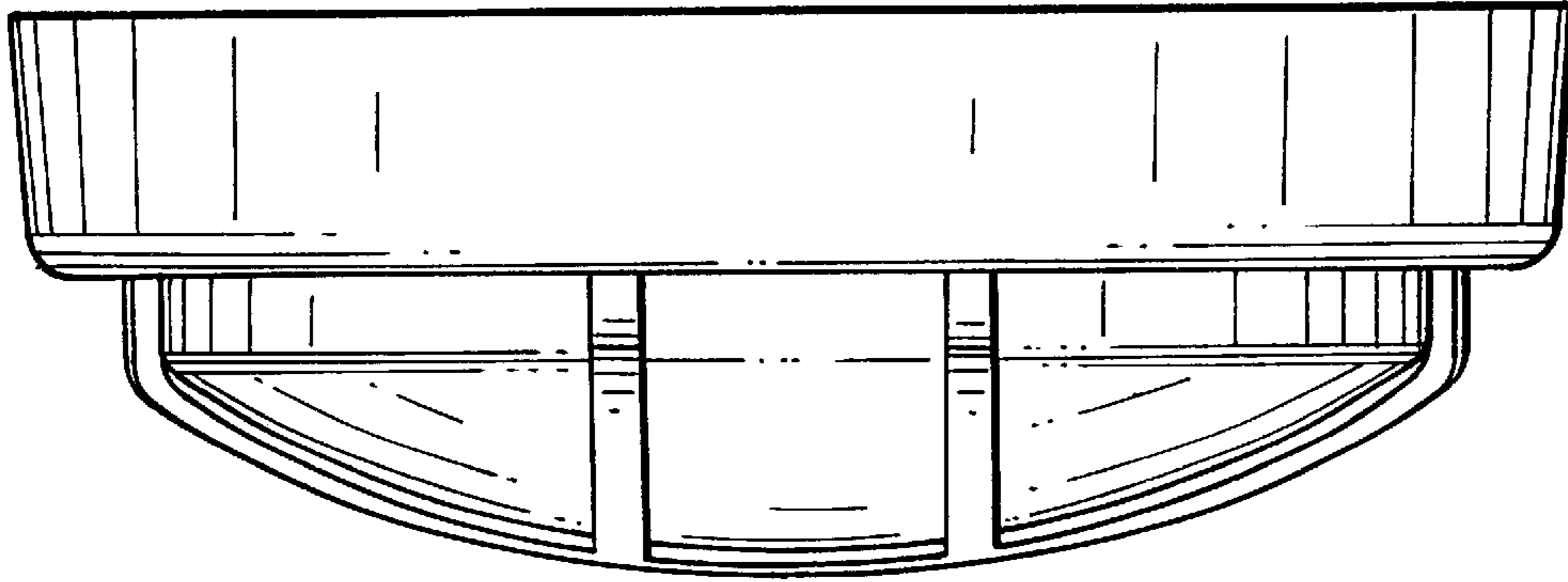


FIG. 4

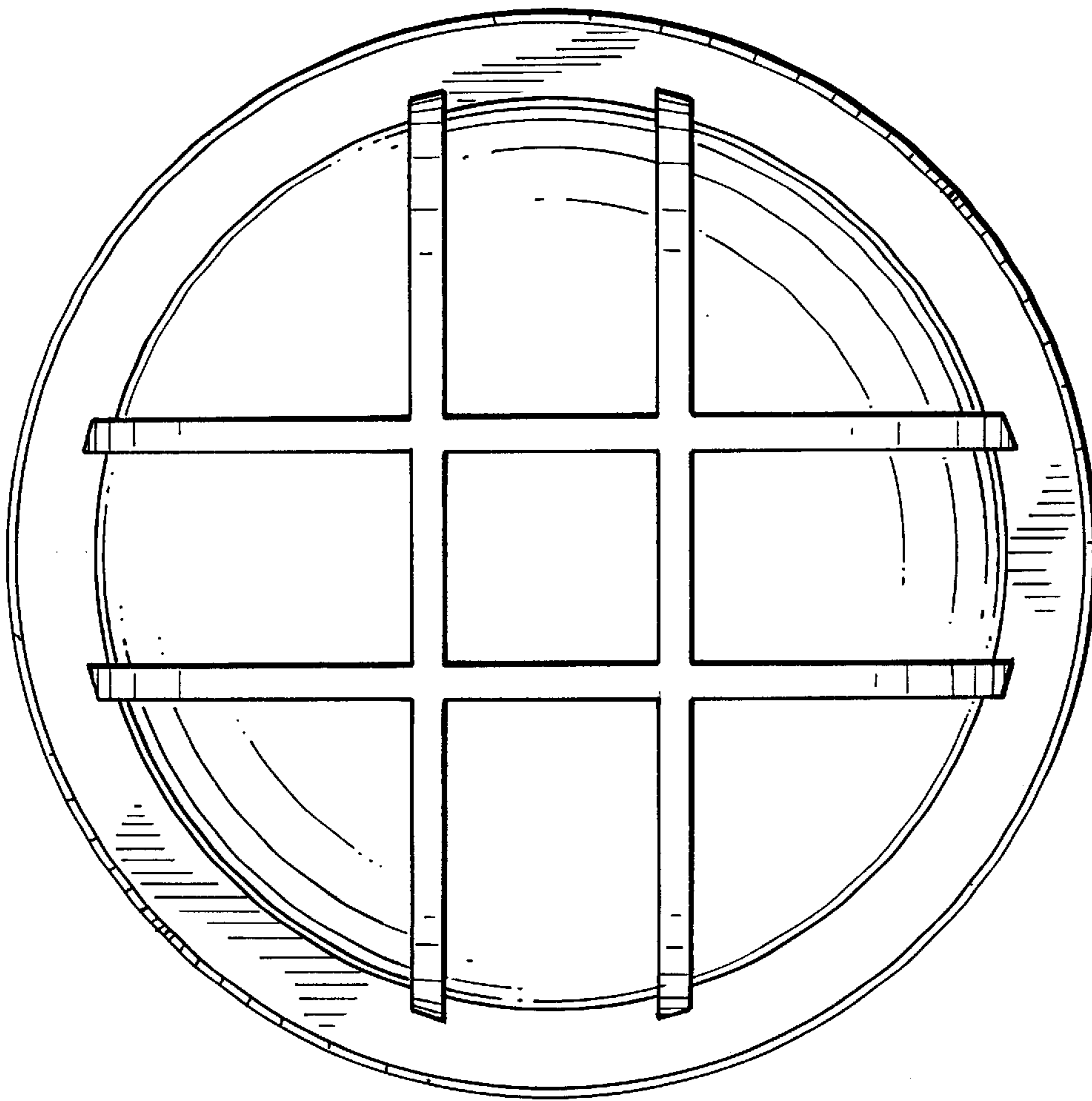


FIG. 3