



US00D482446S

(12) **United States Design Patent**
Rainville-Lonn et al.

(10) **Patent No.:** **US D482,446 S**

(45) **Date of Patent:** **** Nov. 18, 2003**

(54) **RE-USABLE INCONTINENCE PAD**

5,074,853 A * 12/1991 Bryant 604/349
D412,031 S * 7/1999 Oscarsson D24/125
D443,357 S * 6/2001 Anthony D24/125

(76) Inventors: **Francine Rainville-Lonn**, 319
Adolthus, Cornwall, Ontario (CA), K6H
3F7; **Harvey Lonn**, 319 Adolthus,
Cornwall, Ontario (CA), K6H 3F7

* cited by examiner

(**) Term: **14 Years**

Primary Examiner—Stella Reid
(74) *Attorney, Agent, or Firm*—Ogilvy Renault; Guy J.
Houle

(21) Appl. No.: **29/173,930**

(57) **CLAIM**

(22) Filed: **Jan. 9, 2003**

The ornamental design for a re-usable incontinence pad, as
shown and described.

(51) **LOC (7) Cl.** **24-04**

(52) **U.S. Cl.** **D24/125**

(58) **Field of Search** D24/124, 125;
604/346, 347, 349, 354, 358, 384, 385.01,
386, 387, 389, 390

DESCRIPTION

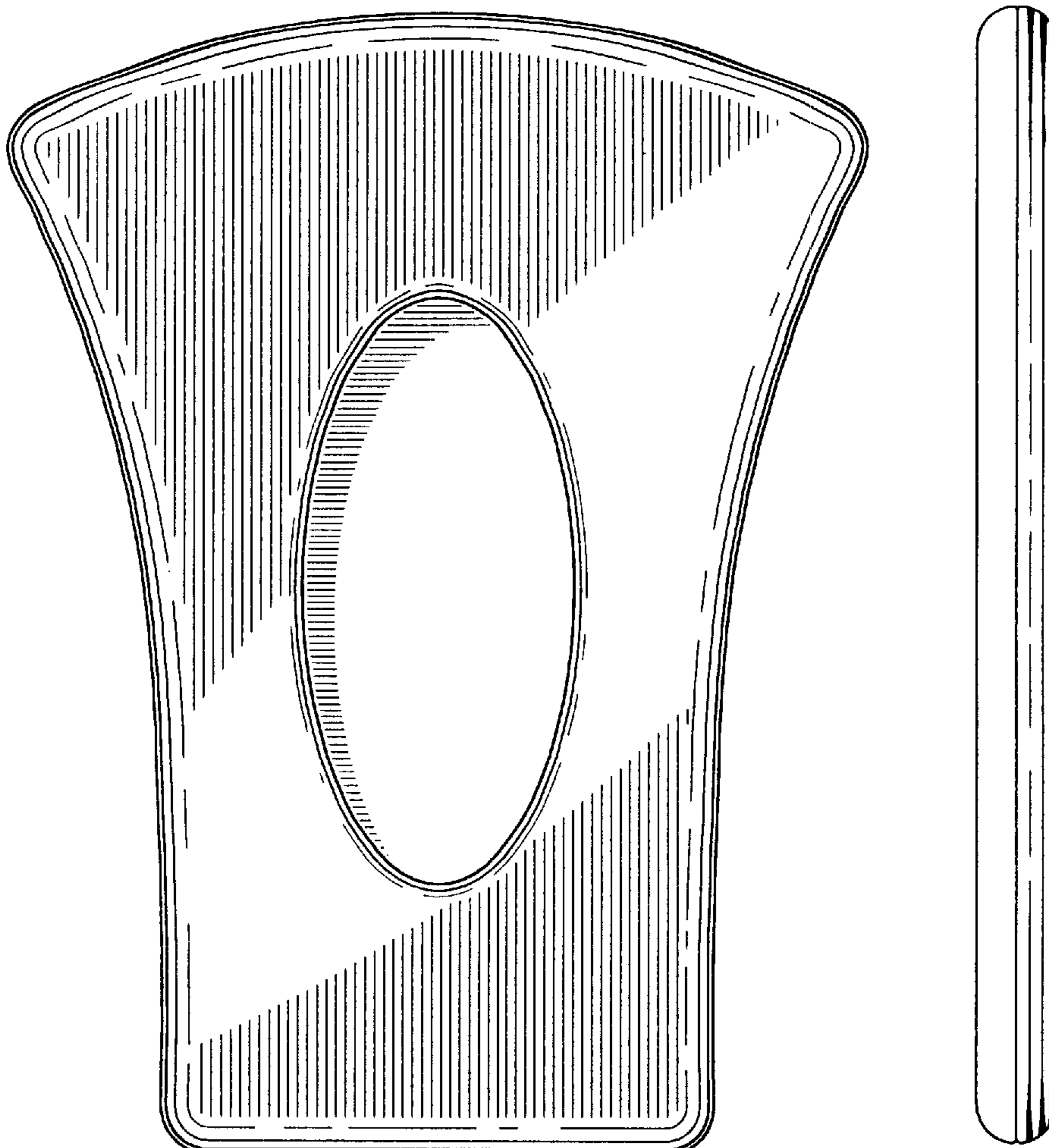
(56) **References Cited**

U.S. PATENT DOCUMENTS

D271,800 S * 12/1983 Brendling D24/124
4,627,846 A * 12/1986 Ternstrom 604/349
D298,566 S * 11/1988 Runeman D24/124

FIG. 1 is a front view of the re-usable incontinence pad
showing my new design;
FIG. 2 is a top side view thereof;
FIG. 3 is a left side view thereof;
FIG. 4 is a right side view thereof;
FIG. 5 is a bottom end view thereof; and,
FIG. 6 is a rear view thereof.

1 Claim, 2 Drawing Sheets






Fig. 2



Fig. 3

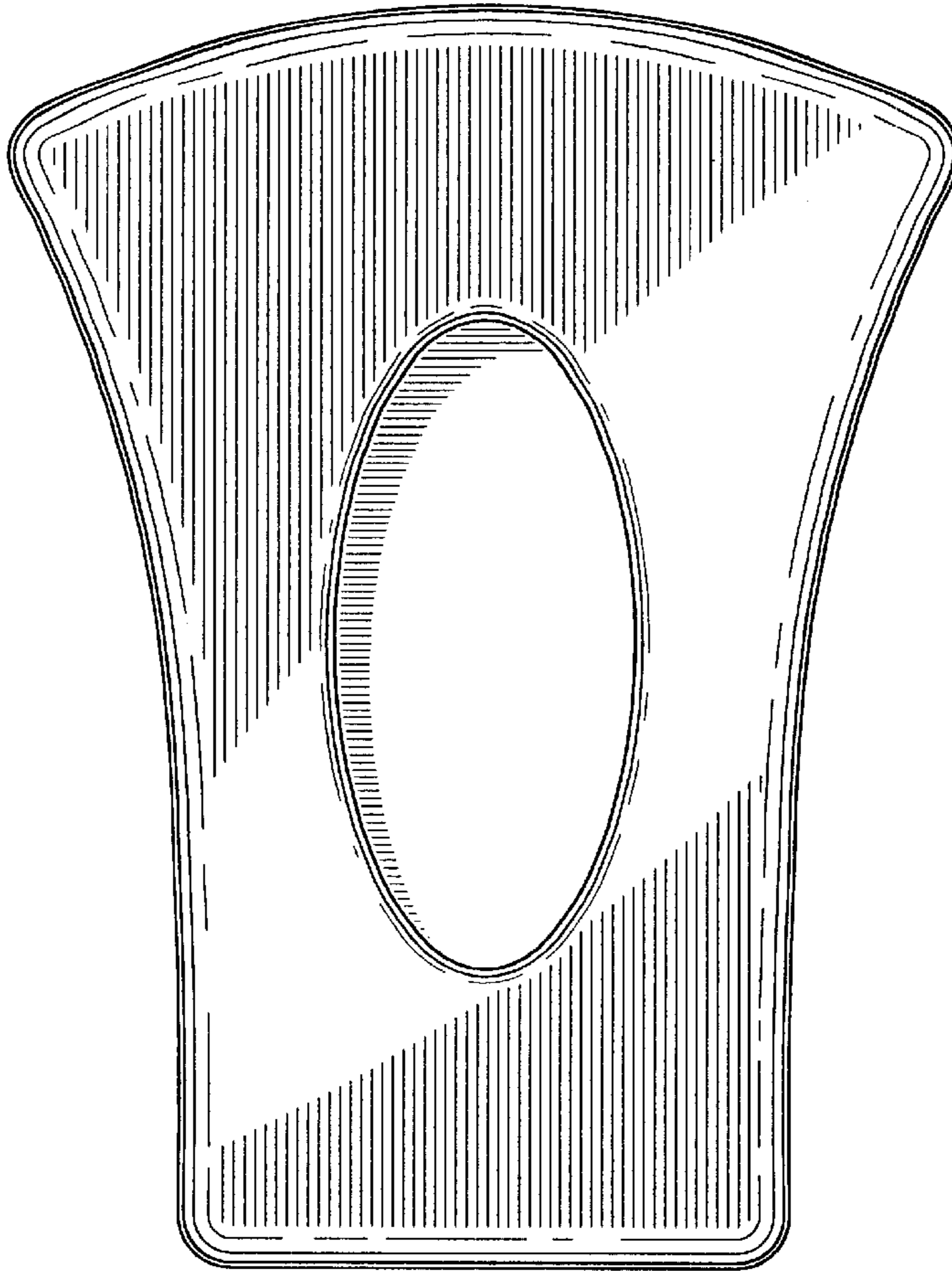


Fig. 1



Fig. 4




Fig. 5

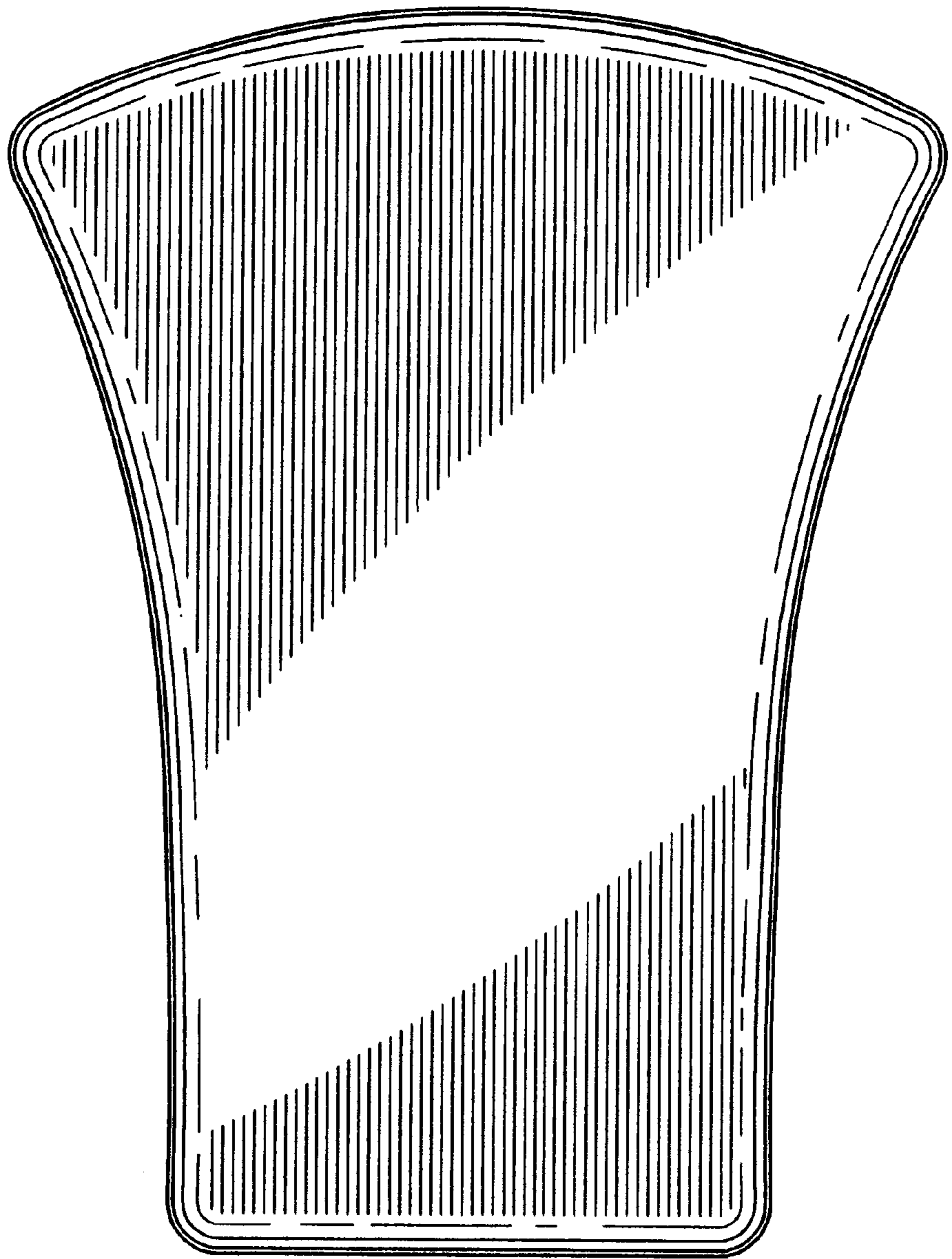


Fig. 6