



US00D482403S

(12) **United States Design Patent**
Rose

(10) **Patent No.:** **US D482,403 S**

(45) **Date of Patent:** **** Nov. 18, 2003**

(54) **ELECTRONIC SIGN ENCLOSURE HAVING A RAIL**

(75) Inventor: **Todd L. Rose**, Elkton, SD (US)

(73) Assignee: **Daktronics, Inc.**, Brookings, SD (US)

(**) Term: **14 Years**

(21) Appl. No.: **29/174,681**

(22) Filed: **Jan. 22, 2003**

(51) **LOC (7) Cl.** **20-03**

(52) **U.S. Cl.** **D20/19**

(58) **Field of Search** D20/10, 12, 18,
D20/19, 20, 21, 99; D10/46.1; 40/448-454,
541-2, 553, 573, 584; 52/38, 73; 340/323;
712/217

5,685,511 A	*	11/1997	Ghany et al.	248/201
D392,143 S	*	3/1998	Farrell	D6/570
5,900,850 A	*	5/1999	Bailey et al.	345/55
5,941,002 A	*	8/1999	Rusin	D10/46.1
6,000,812 A	*	12/1999	Freeman et al.	362/249
6,015,124 A	*	1/2000	Loy	248/220.31
D431,602 S	*	10/2000	Van Genechten	D20/10
D445,922 S	*	7/2001	Yasuoka	D26/1
6,314,669 B1	*	11/2001	Tucker	40/448
6,326,945 B1	*	12/2001	Williams, III	345/111

* cited by examiner

Primary Examiner—Robert M. Spear

(74) *Attorney, Agent, or Firm*—Hugh D. Jaeger

(57) **CLAIM**

The ornamental design for an electronic sign enclosure having a rail, as shown.

DESCRIPTION

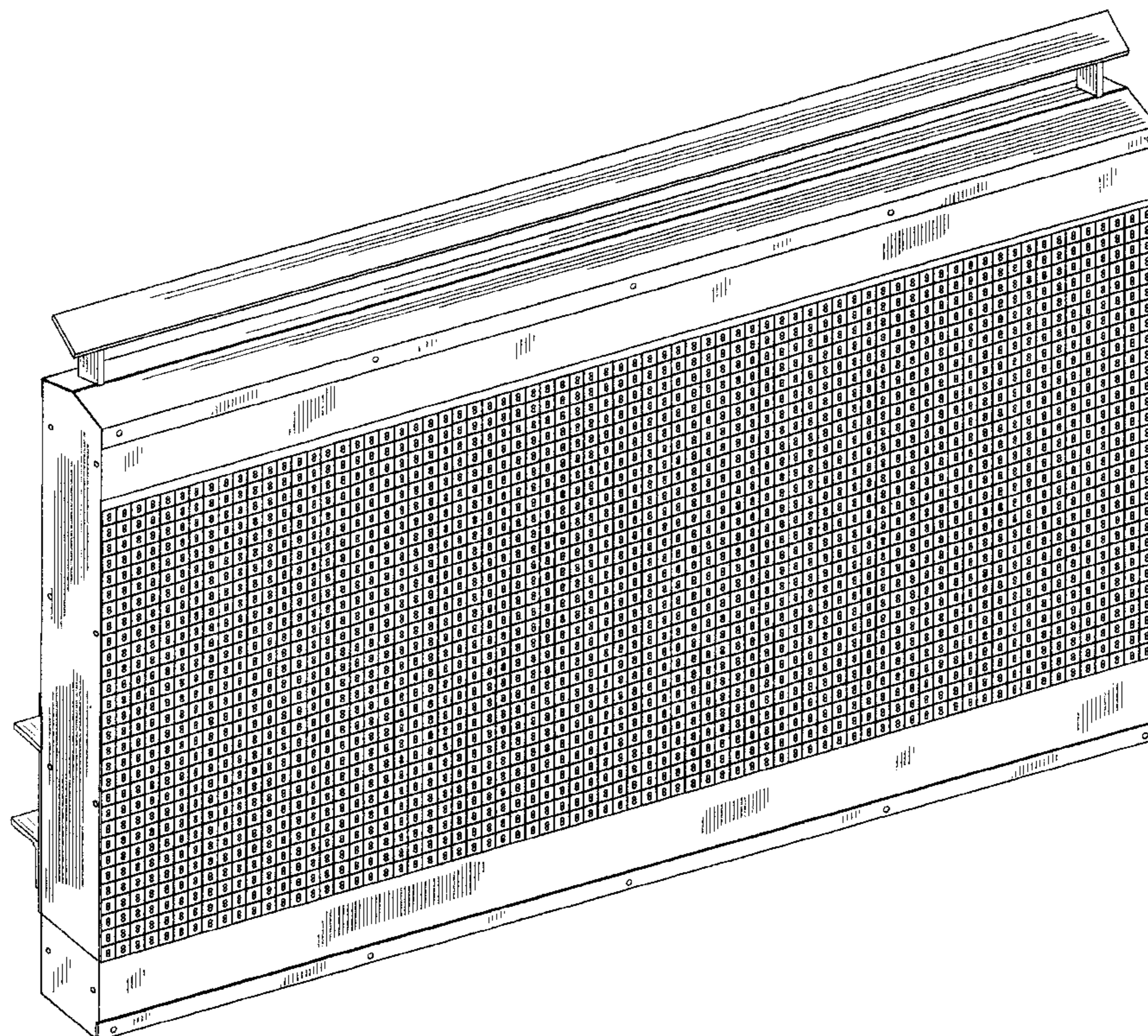
FIG. 1 illustrates a front view thereof;
FIG. 2 illustrates a back view thereof;
FIG. 3 illustrates a left side view thereof;
FIG. 4 illustrates a right side view thereof;
FIG. 5 illustrates a top view thereof;
FIG. 6 illustrates a bottom view thereof;
FIG. 7 illustrates a front isometric view thereof; and,
FIG. 8 illustrates a rear isometric view thereof.

1 Claim, 8 Drawing Sheets

(56) **References Cited**

U.S. PATENT DOCUMENTS

3,273,140 A	*	9/1966	Foster et al.	345/30
4,263,736 A	*	4/1981	Beierwaltes et al.	40/452
D285,456 S	*	9/1986	Wiens	D20/39
4,937,499 A	*	6/1990	Hunte	315/149
D311,932 S	*	11/1990	Fox	D20/10
4,970,816 A	*	11/1990	Trame	40/552
D312,664 S	*	12/1990	Kaut	D20/10
5,396,724 A	*	3/1995	Dinsmore	40/612
5,636,462 A	*	6/1997	Kleiman	40/452






FIG. 1

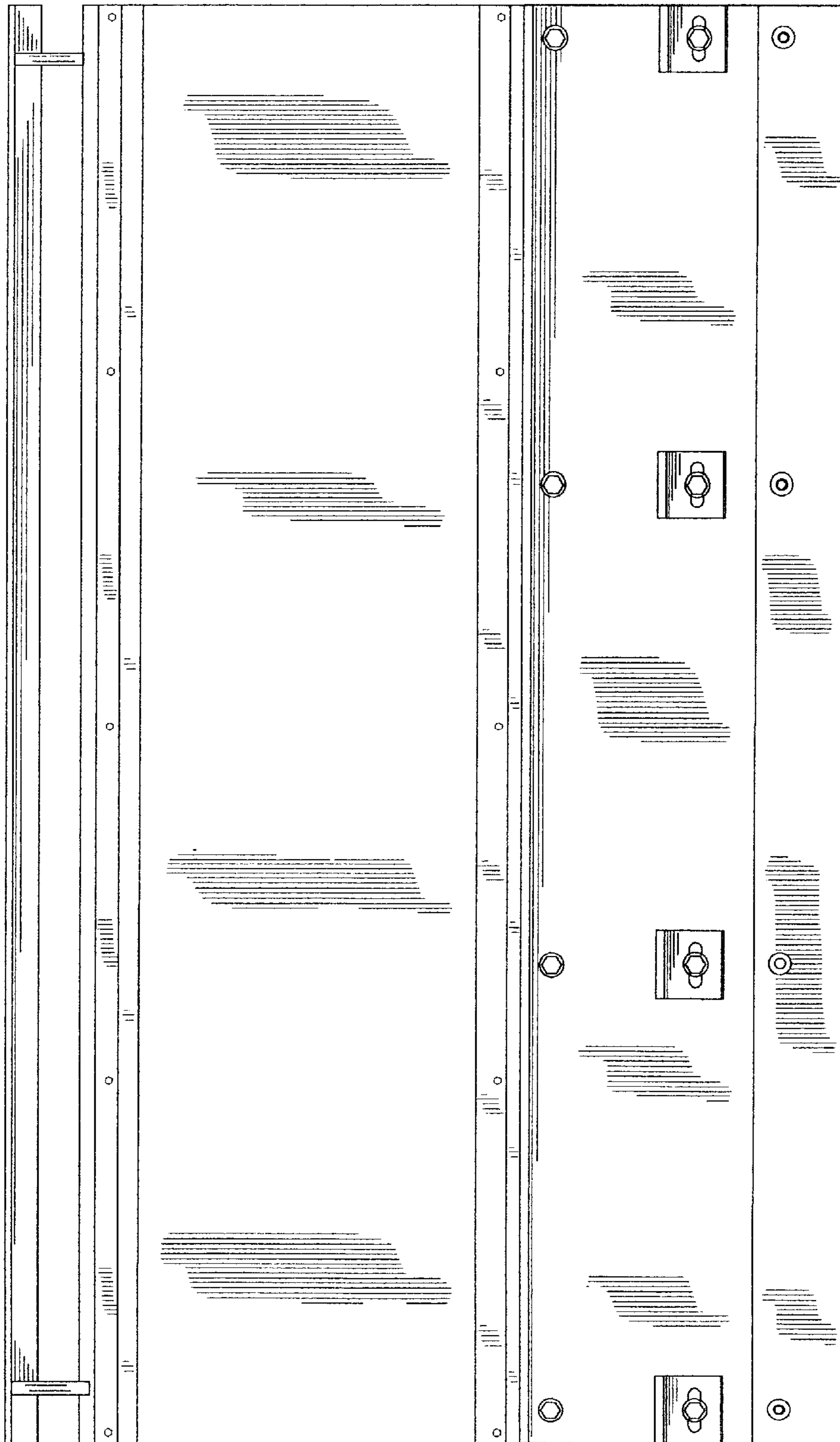


FIG. 2

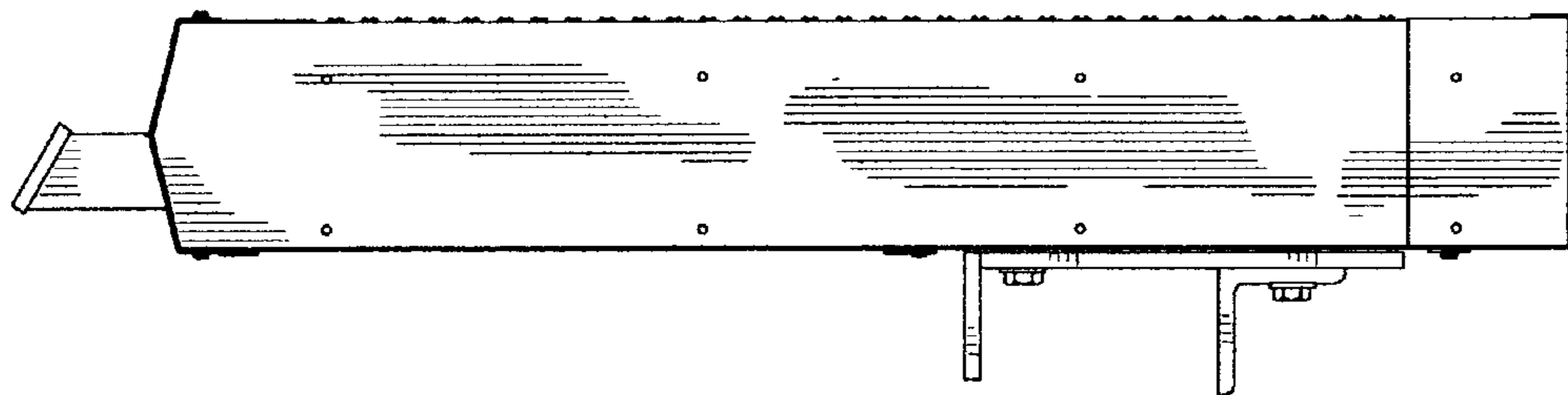


FIG. 3

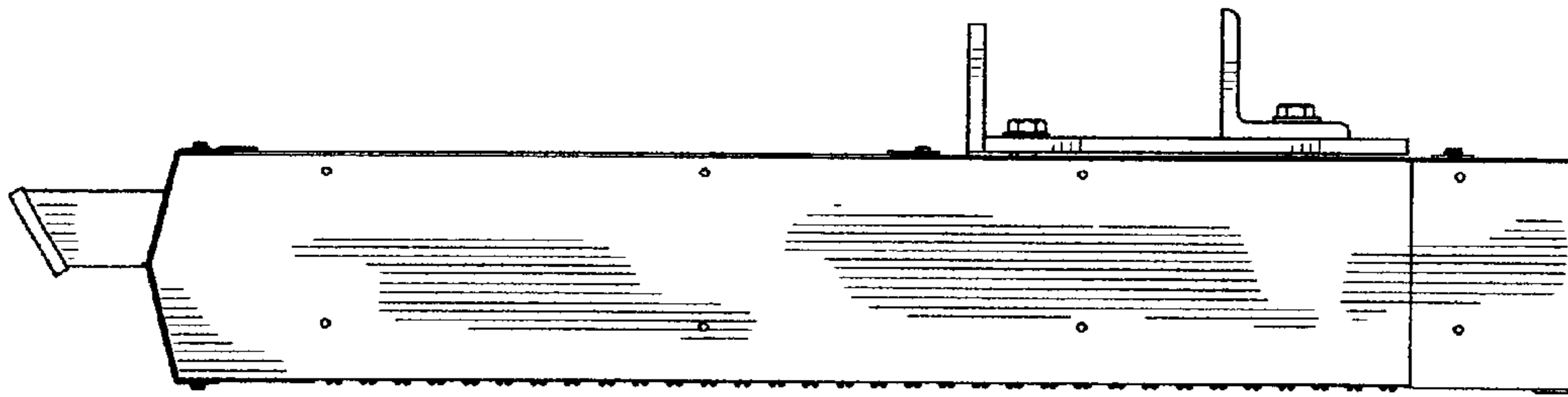


FIG. 4




FIG. 5

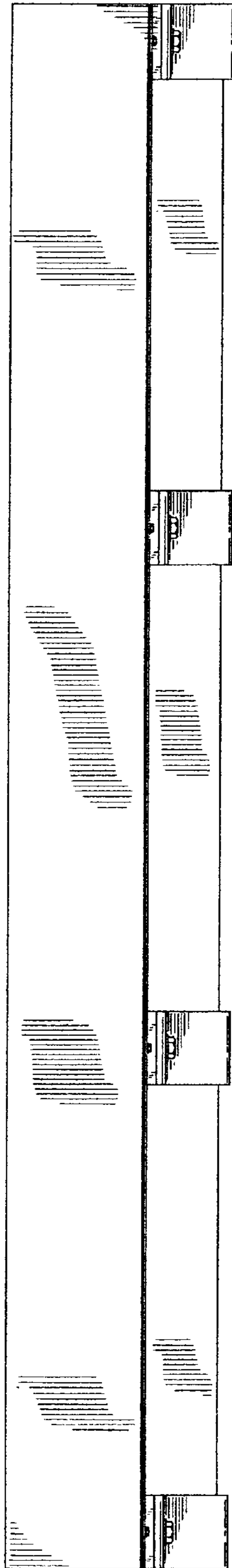


FIG. 6

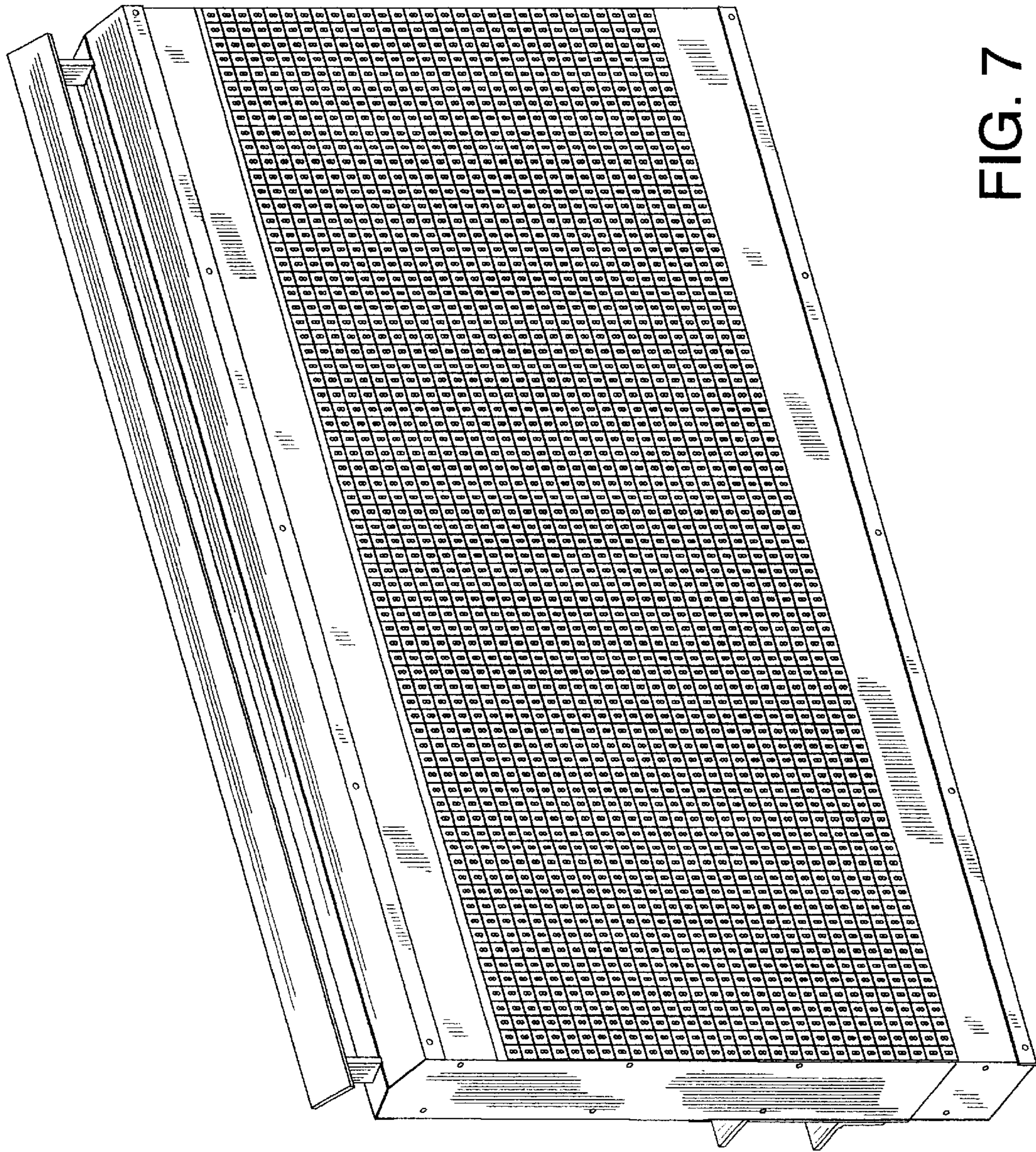


FIG. 7

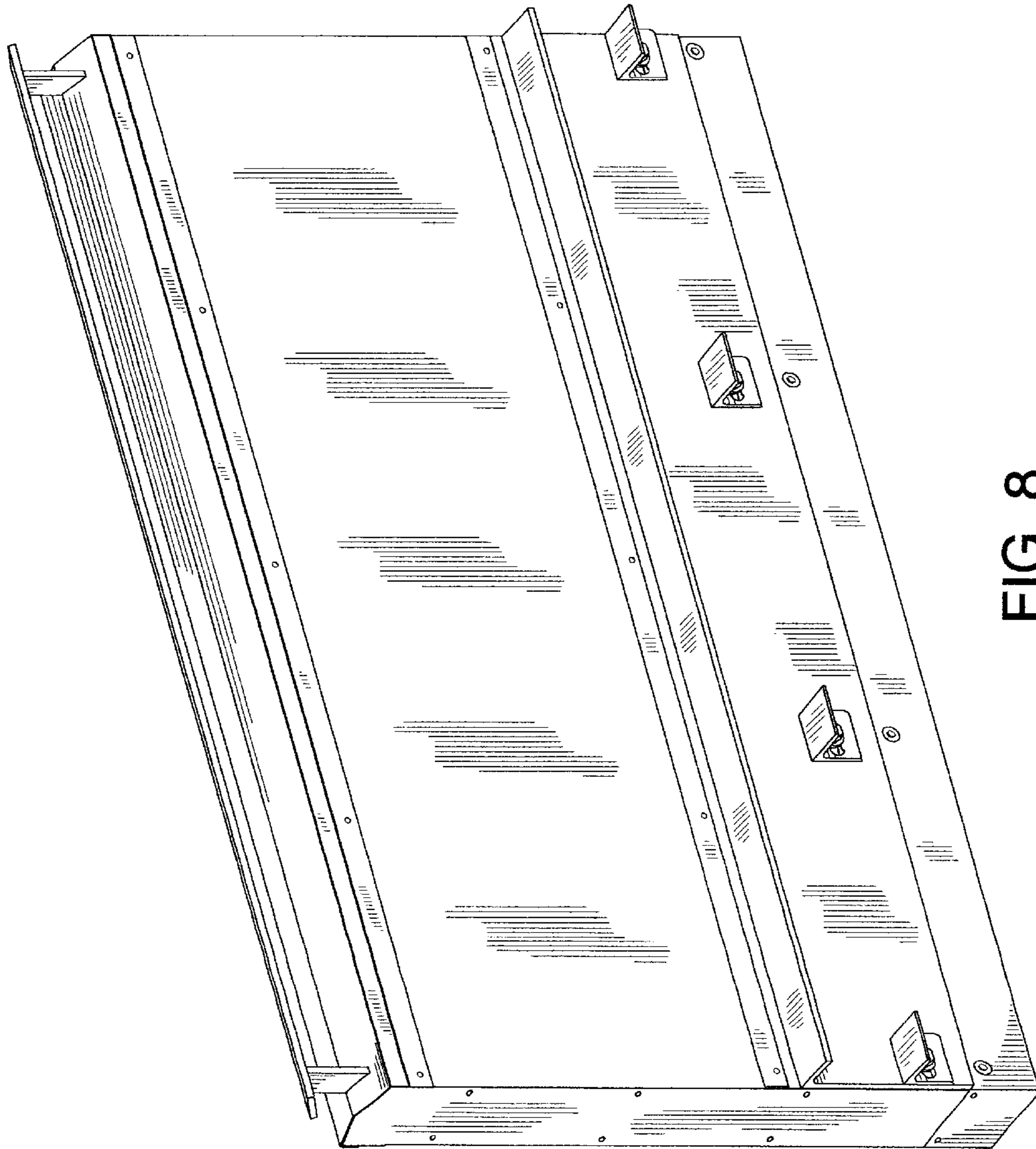


FIG. 8