



US00D482399S

(12) **United States Design Patent**
Yang

(10) **Patent No.:** **US D482,399 S**

(45) **Date of Patent:** **** Nov. 18, 2003**

(54) **PEN**

(76) **Inventor:** **Chi-Nan Yang**, 1F, No. 20, Lane 134,
Lien-Cheng Rd., Chung-Ho City, Taipei
Hsien (TW)

(**) **Term:** **14 Years**

(21) **Appl. No.:** **29/172,500**

(22) **Filed:** **Dec. 11, 2002**

(51) **LOC (7) Cl.** **19-06**

(52) **U.S. Cl.** **D19/51; D19/55; D19/56**

(58) **Field of Search** D19/35, 36, 41-51,
D19/53-58, 81-85; 401/6, 7, 88, 99, 100,
101-103, 106, 107-110, 111-117, 209

(56) **References Cited**

U.S. PATENT DOCUMENTS

- 1,395,793 A * 11/1921 Broschart 401/88 X
- 5,558,452 A * 9/1996 Oka et al. 401/6
- D430,210 S * 8/2000 Shimizu D19/51

D451,138 S * 11/2001 Rosenbaum D19/36

D463,821 S * 10/2002 Nishida D19/47

D466,156 S * 11/2002 Nakazawa D19/51

* cited by examiner

Primary Examiner—Martie K. Holtje

(74) *Attorney, Agent, or Firm*—Dellett and Walters

(57) **CLAIM**

The ornamental design for a pen, as shown.

DESCRIPTION

FIG. 1 is a front-left-top perspective view of a pen, showing my new design;

FIG. 2 is a front view thereof;

FIG. 3 is a rear view thereof;

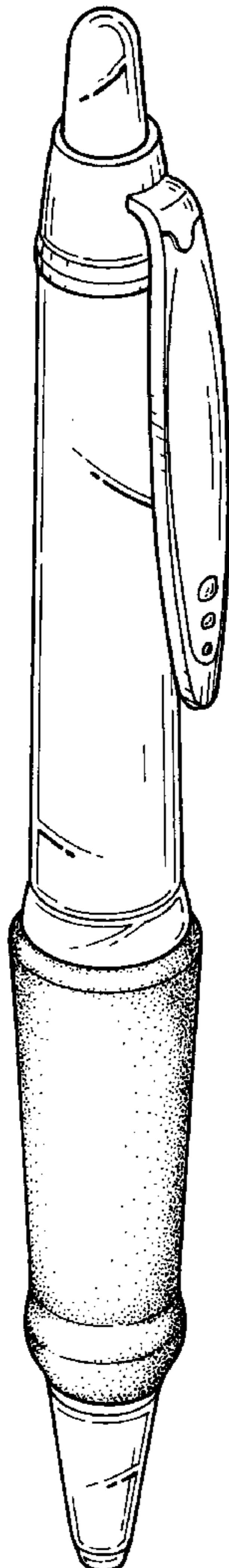
FIG. 4 is a left side view thereof;

FIG. 5 is a right side view thereof;

FIG. 6 is a top plan view thereof; and,

FIG. 7 is a bottom plan view thereof.

1 Claim, 4 Drawing Sheets



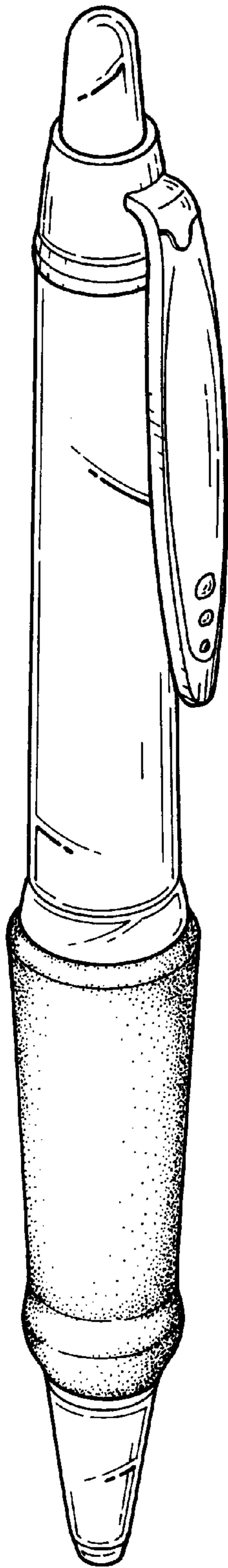


FIG. 1

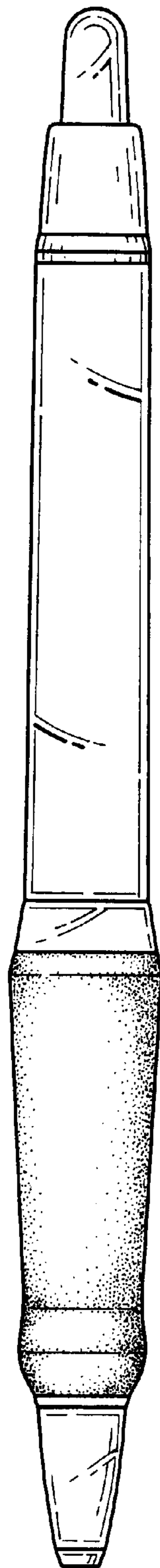


FIG. 3

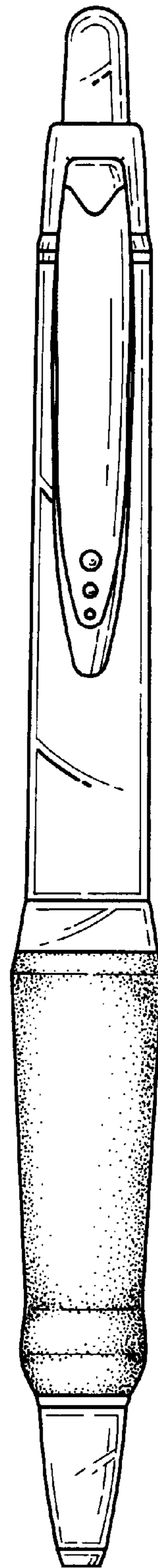


FIG. 2

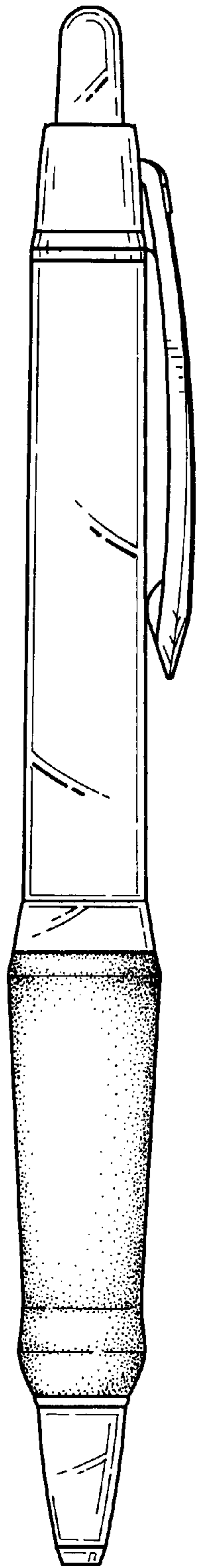


FIG. 4

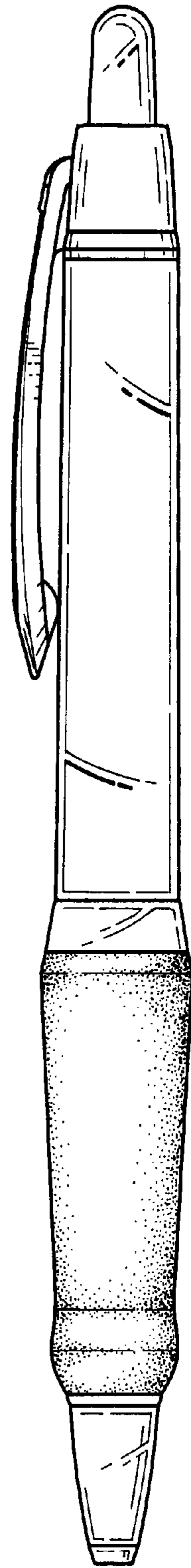


FIG. 5




FIG. 6




FIG. 7