



US00D482398S

(12) **United States Design Patent**  
**Hwang**

(10) **Patent No.:** **US D482,398 S**

(45) **Date of Patent:** **\*\* Nov. 18, 2003**

(54) **MARKER PEN**

(75) **Inventor:** **Sung Ryul Hwang, Seoul (KR)**

(73) **Assignee:** **Dong-A Pencil Co., Ltd., Seoul (KR)**

(\*\*) **Term:** **14 Years**

(21) **Appl. No.:** **29/170,998**

(22) **Filed:** **Nov. 15, 2002**

(51) **LOC (7) Cl.** ..... **19-06**

(52) **U.S. Cl.** ..... **D19/43; D19/48; D19/47;**  
**D19/51**

(58) **Field of Search** ..... **D19/35, 36, 41-43,**  
**D19/44-51, 53-58, 81-85; 401/88, 89,**  
**196, 198, 202, 213, 243-247, 261, 262**

(56) **References Cited**

**U.S. PATENT DOCUMENTS**

D94,983 S	*	3/1935	Morrison	.....	D19/48
D98,493 S	*	2/1936	Bowker et al.	.....	D19/49
D388,119 S	*	12/1997	Kuramoto	.....	D19/51
D410,029 S	*	5/1999	Melnick	.....	D19/36

D423,049 S	*	4/2000	Kohlhase	.....	D19/47
D428,917 S	*	8/2000	Gruosi	.....	D19/48
D447,173 S	*	8/2001	Yoon	.....	D19/43
D454,584 S	*	3/2002	Mershon	.....	D19/36

\* cited by examiner

*Primary Examiner*—Martie K. Holtje

(74) *Attorney, Agent, or Firm*—Birch, Stewart, Kolasch & Birch, LLP

(57) **CLAIM**

The ornamental design for a marker pen, as shown and described.

**DESCRIPTION**

FIG. 1 is a front elevational view of a marker pen, showing my new design;  
FIG. 2 is a rear elevational view thereof;  
FIG. 3 is a left side elevational view thereof;  
FIG. 4 is a right side elevational view thereof;  
FIG. 5 is a top plan view thereof;  
FIG. 6 is a bottom plan view thereof; and,  
FIG. 7 is a perspective view thereof.

**1 Claim, 1 Drawing Sheet**

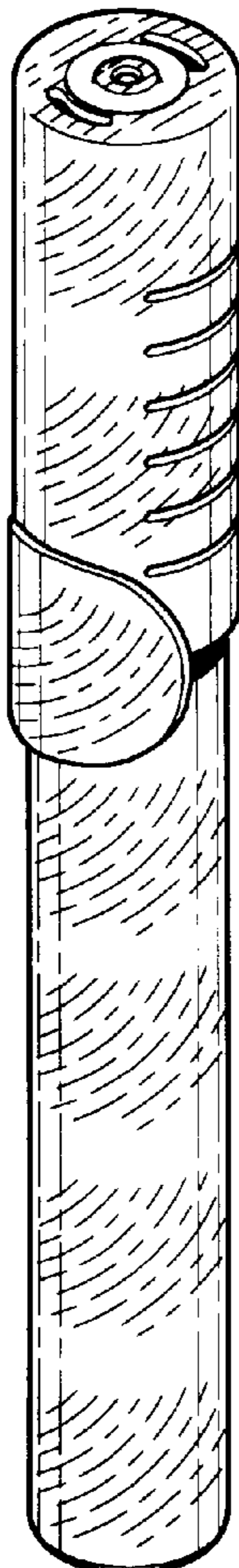


FIG. 1

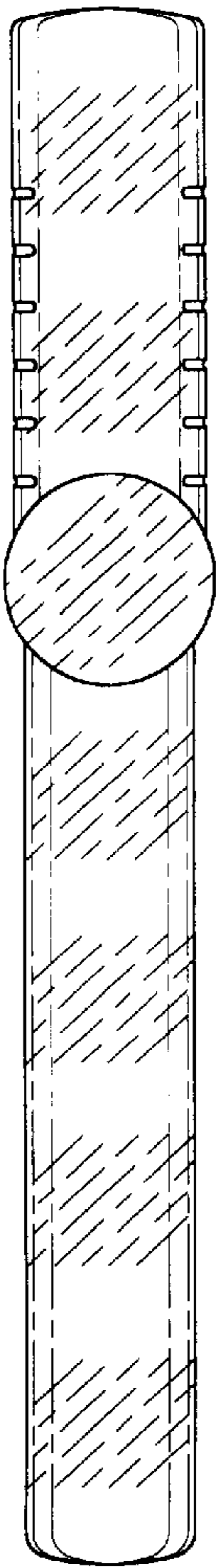


FIG. 2

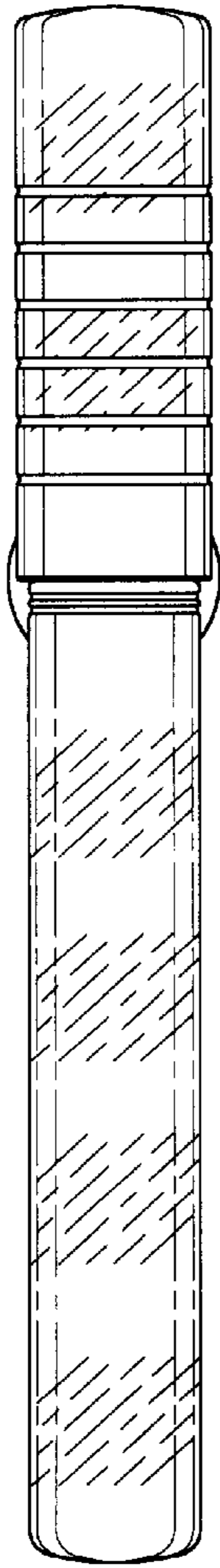


FIG. 3

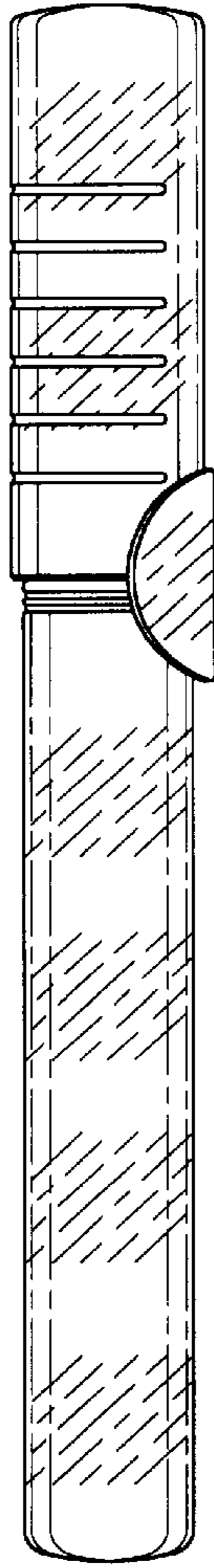


FIG. 4

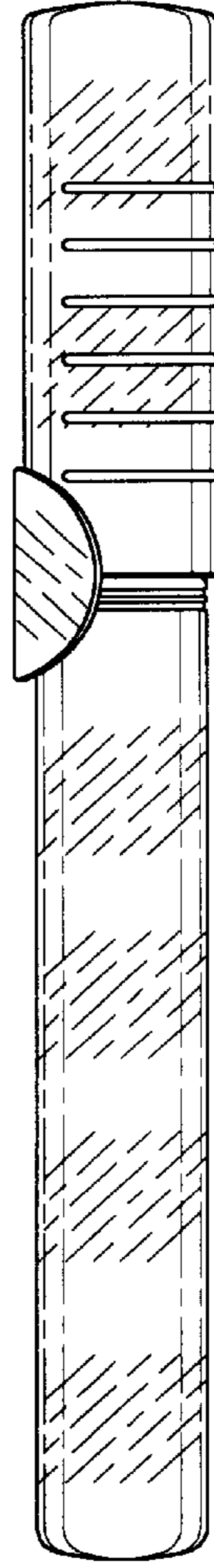


FIG. 7

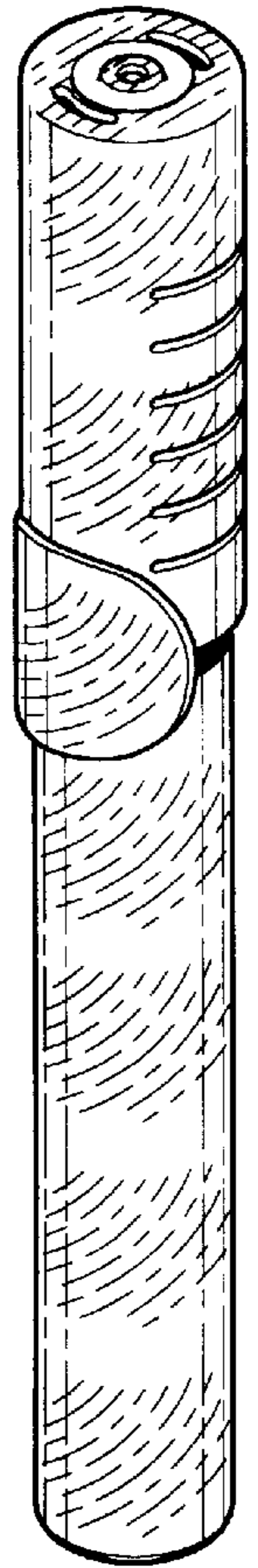


FIG. 5

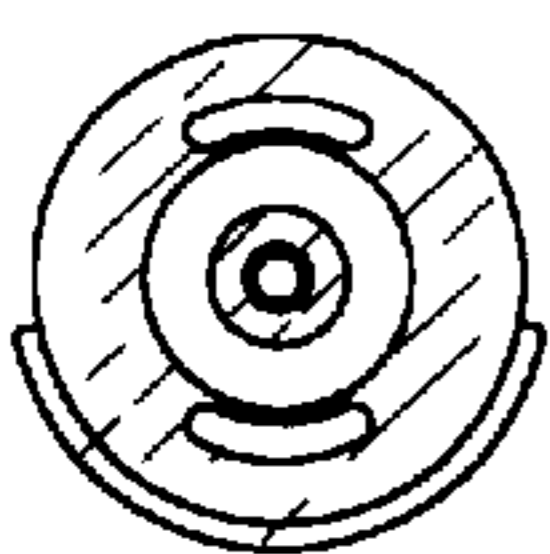


FIG. 6

