



US00D482396S

(12) **United States Design Patent**
De Bon

(10) **Patent No.:** **US D482,396 S**

(45) **Date of Patent:** **** Nov. 18, 2003**

(54) **WRITING INSTRUMENT**

(75) Inventor: **Sergio De Bon**, Milan (IT)

(73) Assignee: **Richemont Italia SpA**, Milan (IT)

(**) Term: **14 Years**

(21) Appl. No.: **29/145,532**

(22) Filed: **Jul. 26, 2001**

(30) **Foreign Application Priority Data**

Jan. 26, 2001 (CH) 127723

(51) **LOC (7) Cl.** **19-06**

(52) **U.S. Cl.** **D19/43; D19/49; D19/57**

(58) **Field of Search** D19/35, 36, 41-51,
D19/53-58, 81-85; 401/17-20, 29-34,
36, 38, 98, 202, 213, 243-247, 262, 292

(56) **References Cited**

U.S. PATENT DOCUMENTS

- 47,406 A * 4/1865 Evans et al. 401/52
- D65,683 S * 9/1924 Benjamin D19/43
- 1,724,245 A * 8/1929 Woelm 401/87
- D81,756 S * 8/1930 Most D19/49
- D100,380 S * 7/1936 Lynn D19/49

- 2,078,083 A * 4/1937 Larsen 401/192
- D117,839 S * 11/1939 Zoll D19/43
- D206,917 S * 2/1967 Jensen D19/43
- D216,282 S * 12/1969 Danjczek D19/49
- D257,857 S * 1/1981 Leuenberger et al. D19/49

* cited by examiner

Primary Examiner—Martie K. Holtje

(74) *Attorney, Agent, or Firm*—Young & Thompson



(57) **CLAIM**

The ornamental design for a writing instrument, as shown and described.

DESCRIPTION

FIG. 1 is a side view of the writing instrument with the cover on one end;
 FIG. 2 is a side view of the writing instrument with the cover on the other end;
 FIG. 3 is a side view of the writing instrument without the cover; and,
 FIG. 4 is a side view of the cover of the writing instrument.
 The parts are shown separately in FIGS. 3 and 4, for ease of illustration.
 The material in broken line forms no part of the design.

1 Claim, 1 Drawing Sheet



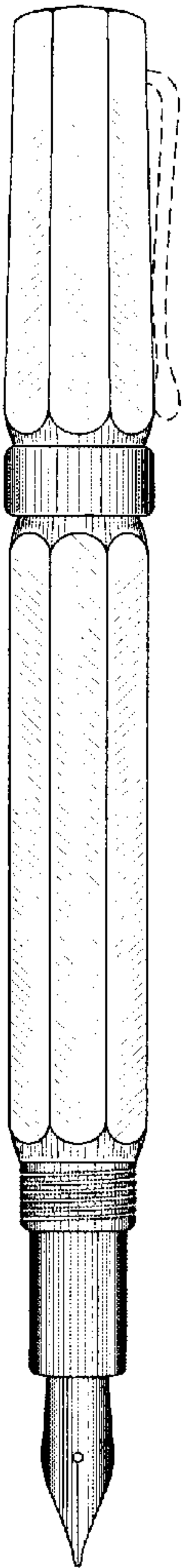


Fig. 1

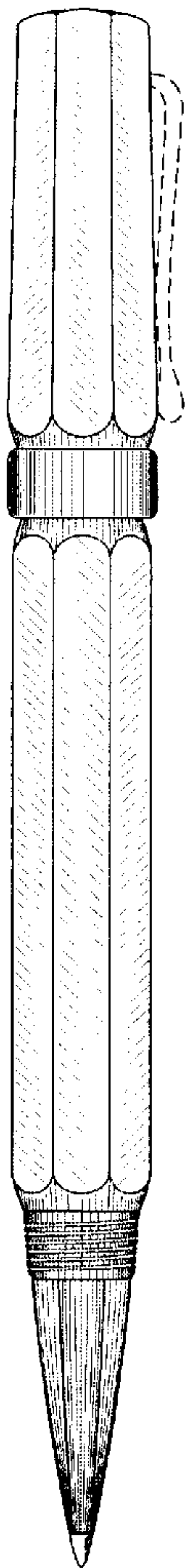


Fig. 2




Fig. 3




Fig. 4