



US00D482392S

(12) **United States Design Patent**
Hui

(10) **Patent No.:** **US D482,392 S**

(45) **Date of Patent:** **** Nov. 18, 2003**

(54) **CRESCENT SHAPED MARKER PEN**

(75) Inventor: **Ve-chung Hui**, Chai Wan (HK)

(73) Assignee: **Tung Yik International Ltd.**, Chai Wan (HK)

(**) Term: **14 Years**

(21) Appl. No.: **29/169,071**

(22) Filed: **Oct. 15, 2002**

(51) **LOC (7) Cl.** **19-06**

(52) **U.S. Cl.** **D19/36; D19/42; D19/43**

(58) **Field of Search** D19/35, 36, 41-51,
D19/53-58, 81-85; 401/6, 7, 88, 29, 34,
35, 52, 131, 195, 198, 202, 213, 243-247,
262; 15/424, 435

(56) **References Cited**

U.S. PATENT DOCUMENTS

1,647,536 A * 11/1927 Miller 401/88
D279,992 S * 8/1985 Gribb D19/43
4,557,618 A * 12/1985 Iwata et al. 401/34

4,728,212 A * 3/1988 Spector 401/88
D295,537 S * 5/1988 Davidson et al. D19/43
D319,467 S * 8/1991 Clowes D19/36
D330,912 S * 11/1992 Otake D19/66
D341,161 S * 11/1993 Pure et al. D19/42

* cited by examiner

Primary Examiner—Martie K. Holtje

(74) *Attorney, Agent, or Firm*—Raymond Y. Chan; David and Raymond Patent Group

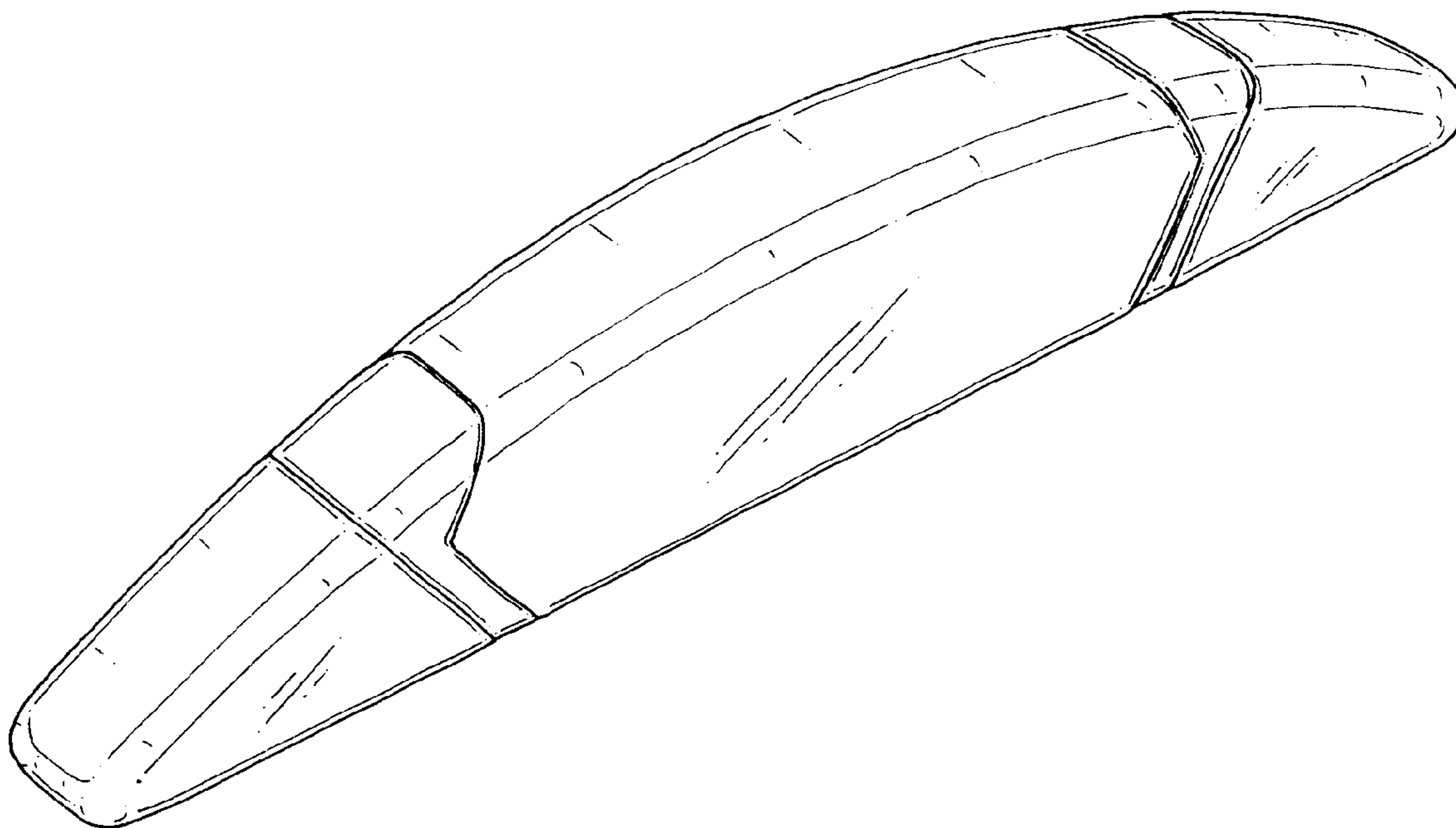
(57) **CLAIM**

The ornamental design for a crescent shaped marker pen, as shown.

DESCRIPTION

FIG. 1 is a perspective view showing my new design.
FIG. 2 is a front view thereof.
FIG. 3 is a rear view thereof.
FIG. 4 is a right end view thereof.
FIG. 5 is a left end view thereof.
FIG. 6 is a top view thereof; and,
FIG. 7 is a bottom view thereof.

1 Claim, 7 Drawing Sheets



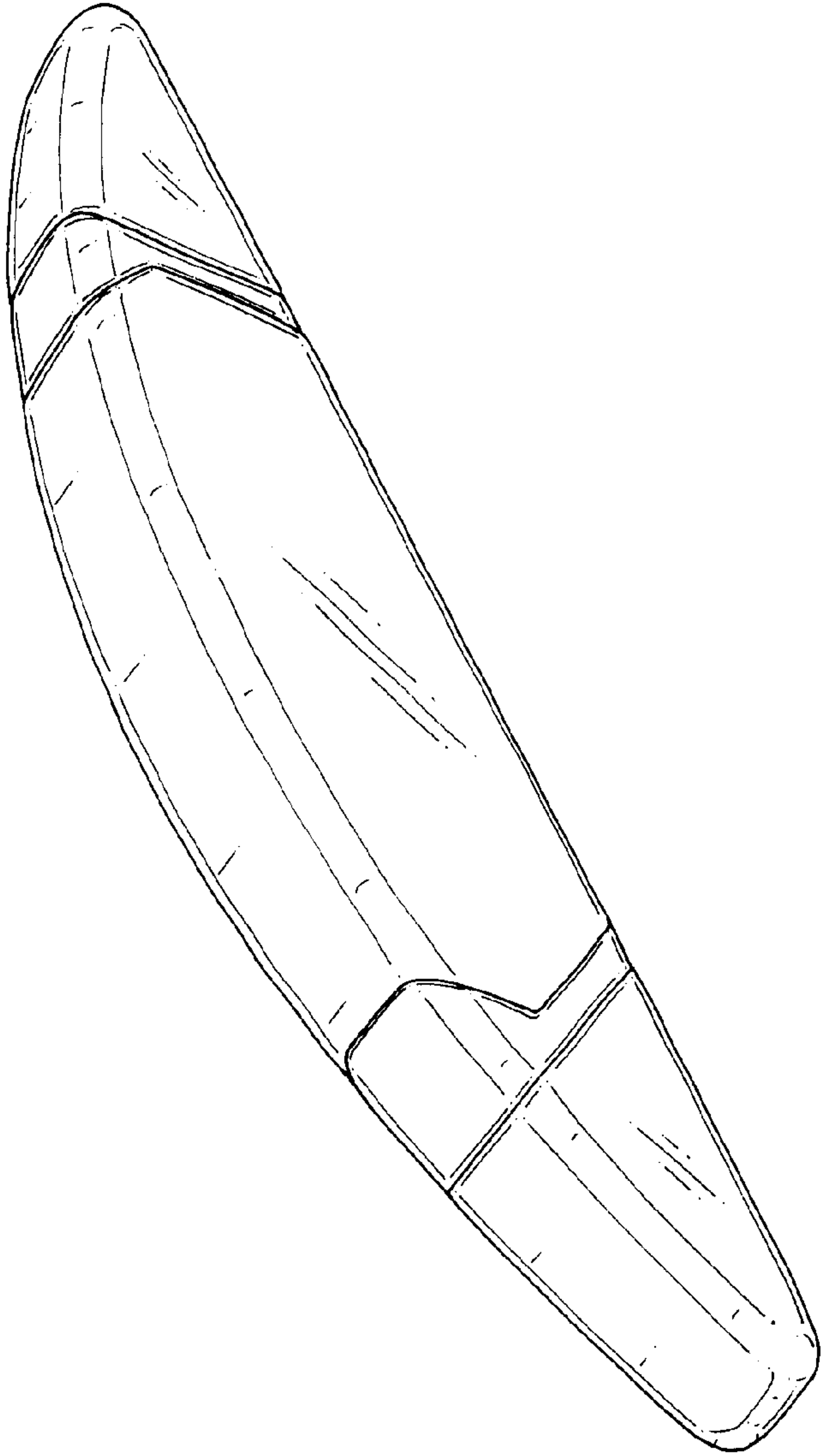


FIG. 1

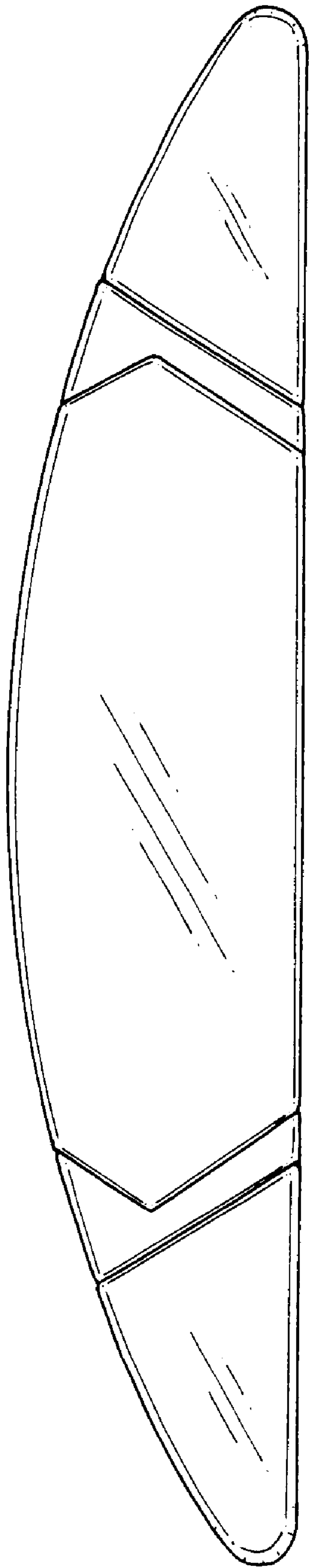


FIG. 2

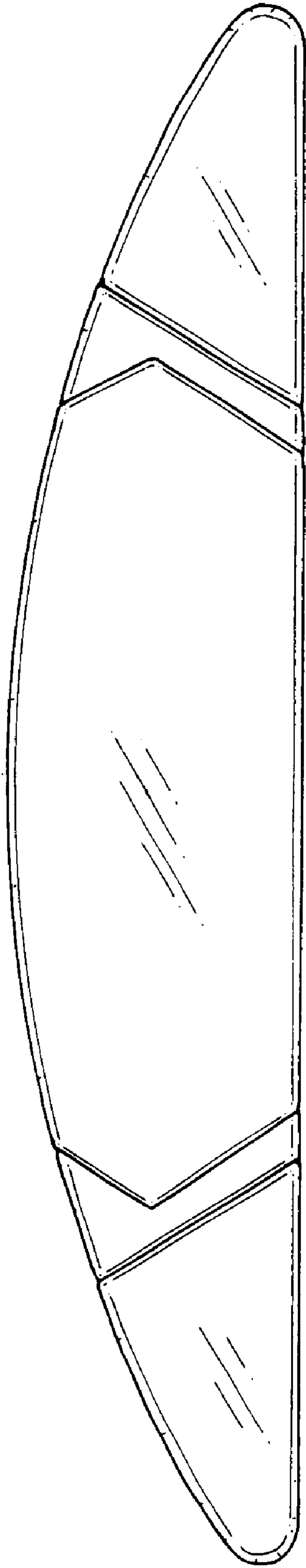


FIG. 3




FIG. 4

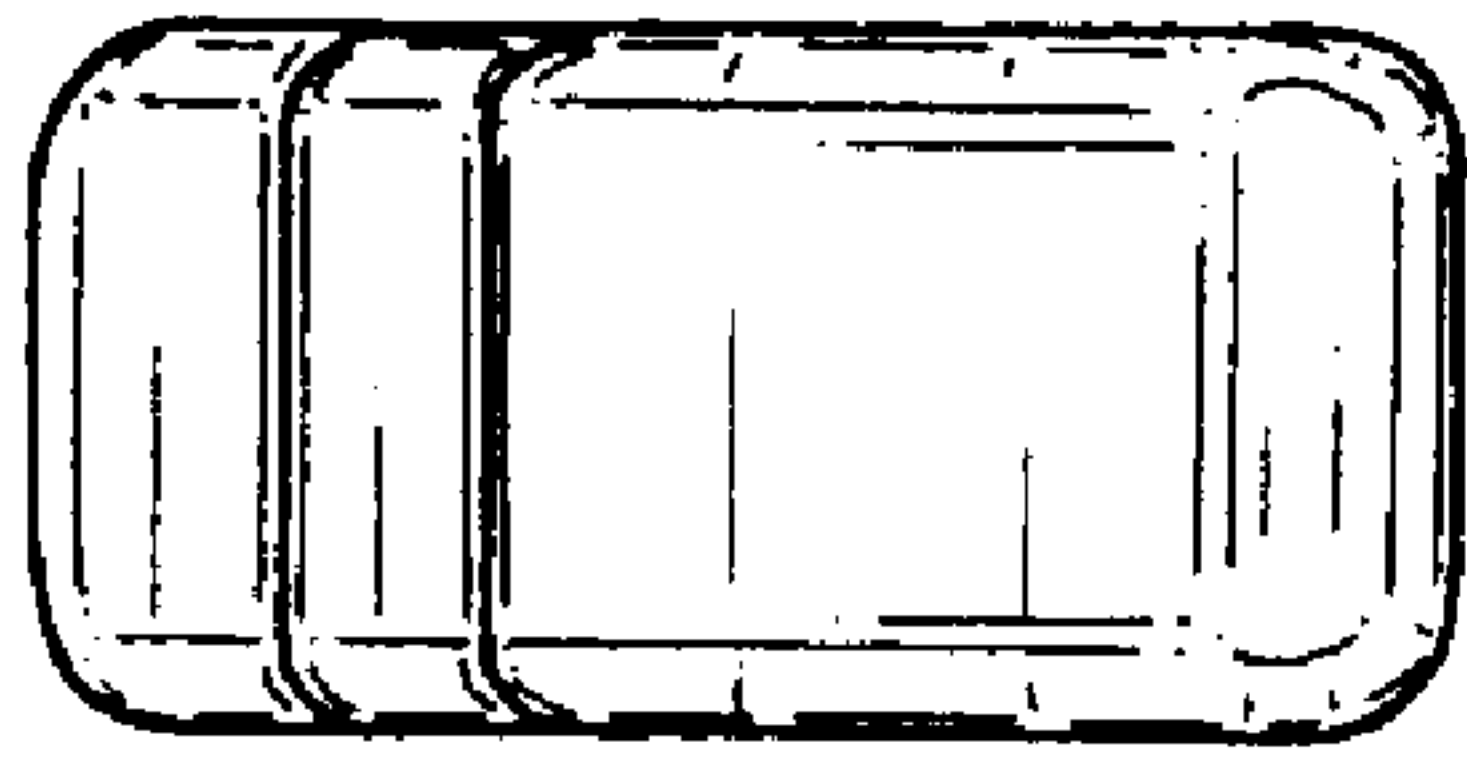


FIG. 5

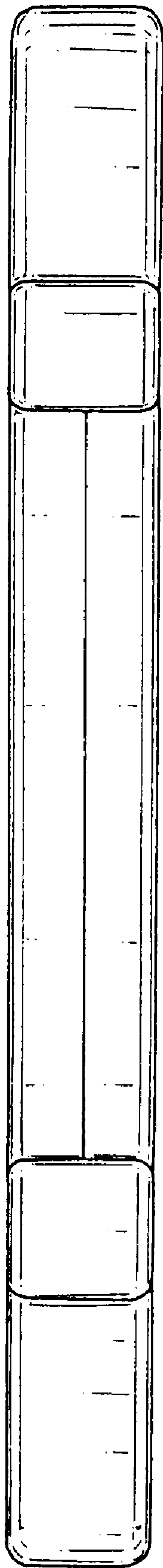


FIG. 6

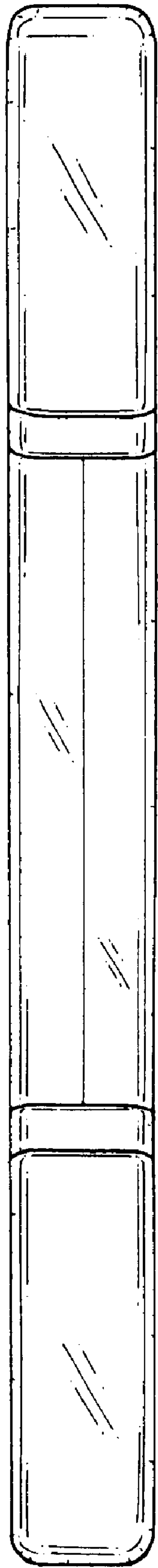


FIG. 7