



US00D482388S

(12) **United States Design Patent**  
**Jones**

(10) **Patent No.:** **US D482,388 S**

(45) **Date of Patent:** **\*\* \*Nov. 18, 2003**

(54) **COLOR INK STICK FOR SOLID INK  
PRINTER**

(75) **Inventor:** **Brent R. Jones**, Tualatin, OR (US)

(73) **Assignee:** **Xerox Corporation**, Stamford, CT  
(US)

(\* ) **Notice:** This patent is subject to a terminal dis-  
claimer.

(\*\* ) **Term:** **14 Years**

(21) **Appl. No.:** **29/167,993**

(22) **Filed:** **Sep. 25, 2002**

(51) **LOC (7) Cl.** ..... **18-02**

(52) **U.S. Cl.** ..... **D18/56**

(58) **Field of Search** ..... D18/56, 43; 347/88,  
347/99; 106/31.29, 31.61; D21/484, 486,  
490, 491, 493, 499; 434/159, 403

(56) **References Cited**

**U.S. PATENT DOCUMENTS**

756,625 A \* 4/1904 Haefele ..... 434/403

1,895,611 A \* 1/1933 Doak ..... 434/403

D91,126 S \* 11/1933 Thompson ..... D21/499

5,275,567 A \* 1/1994 Whitfield ..... 434/403

5,734,402 A \* 3/1998 Rousseau et al. .... 347/88

5,784,089 A \* 7/1998 Crawford ..... 347/88

\* cited by examiner

*Primary Examiner*—Cathy Anne MacCormac

(57) **CLAIM**

The ornamental design for a color ink stick for solid ink  
printer, as shown and described.

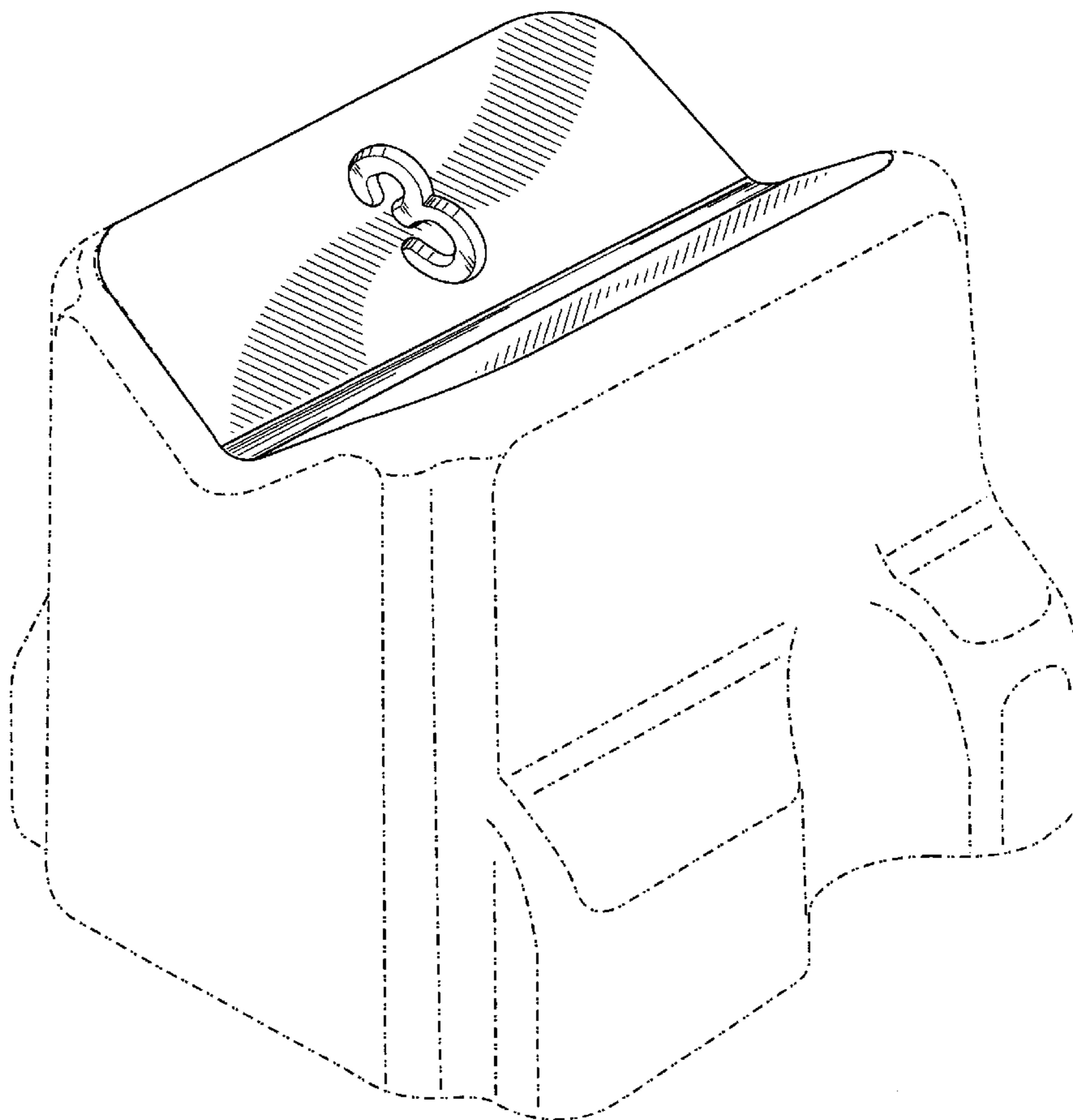
**DESCRIPTION**

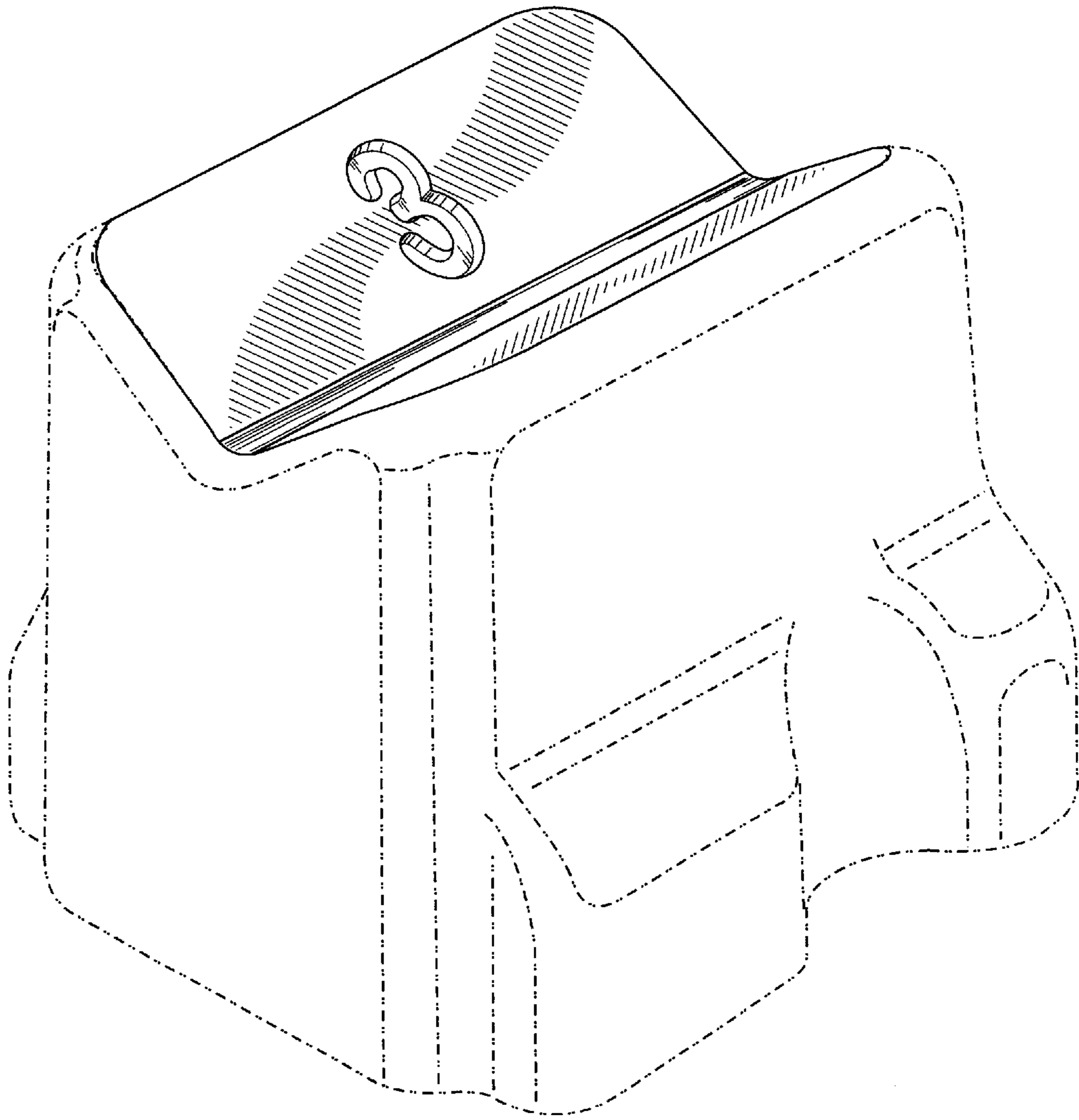
FIG. 1 is a bottom perspective view of a color ink stick for  
solid ink printer showing my new design; and,

FIG. 2 is a bottom plan view thereof.

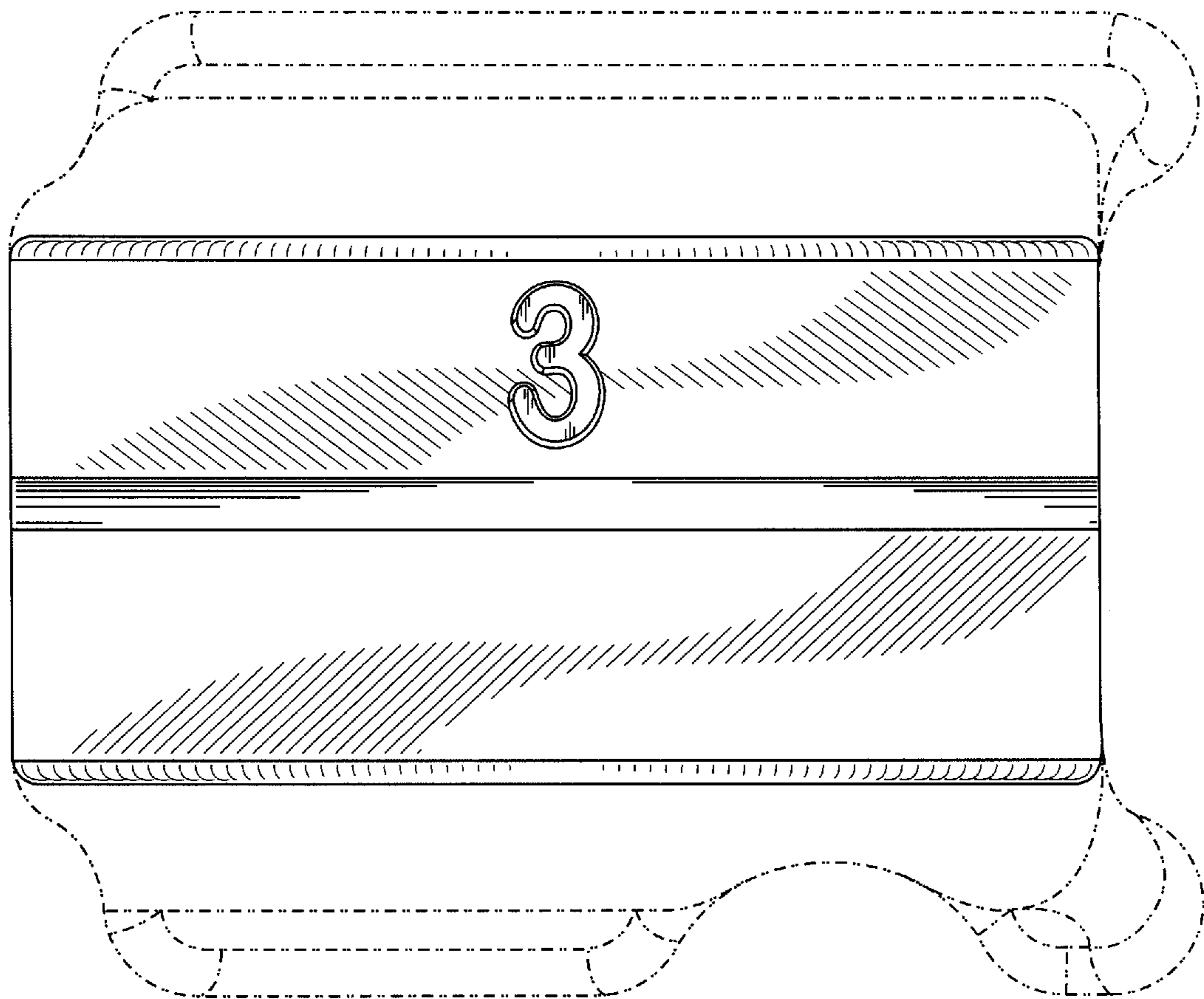
The broken lines are for purposes of illustration only and  
form no part of the claimed design.

**1 Claim, 2 Drawing Sheets**





**FIG. 1**



**FIG. 2**