



US00D482374S

(12) **United States Design Patent**
Fan

(10) **Patent No.:** **US D482,374 S**

(45) **Date of Patent:** **** Nov. 18, 2003**

(54) **ICE TRAY**

D309,905 S * 8/1990 Weissman D15/90
5,971,352 A * 10/1999 Kirks 249/117

(76) Inventor: **Jianhua Fan**, 5800 Maudina Ave. Apt.
C-2, Nashville, TN (US) 37209

* cited by examiner

(**) Term: **14 Years**

Primary Examiner—Mitchell Siegel

(21) Appl. No.: **29/164,303**

(57) **CLAIM**

(22) Filed: **Jul. 22, 2002**

The ornamental design for an ice tray, as shown and described.

(51) **LOC (7) Cl.** **15-07**

DESCRIPTION

(52) **U.S. Cl.** **D15/90**

(58) **Field of Search** D15/90, 79; 249/52,
249/92, 121, 10, 126-129; 62/459, 463

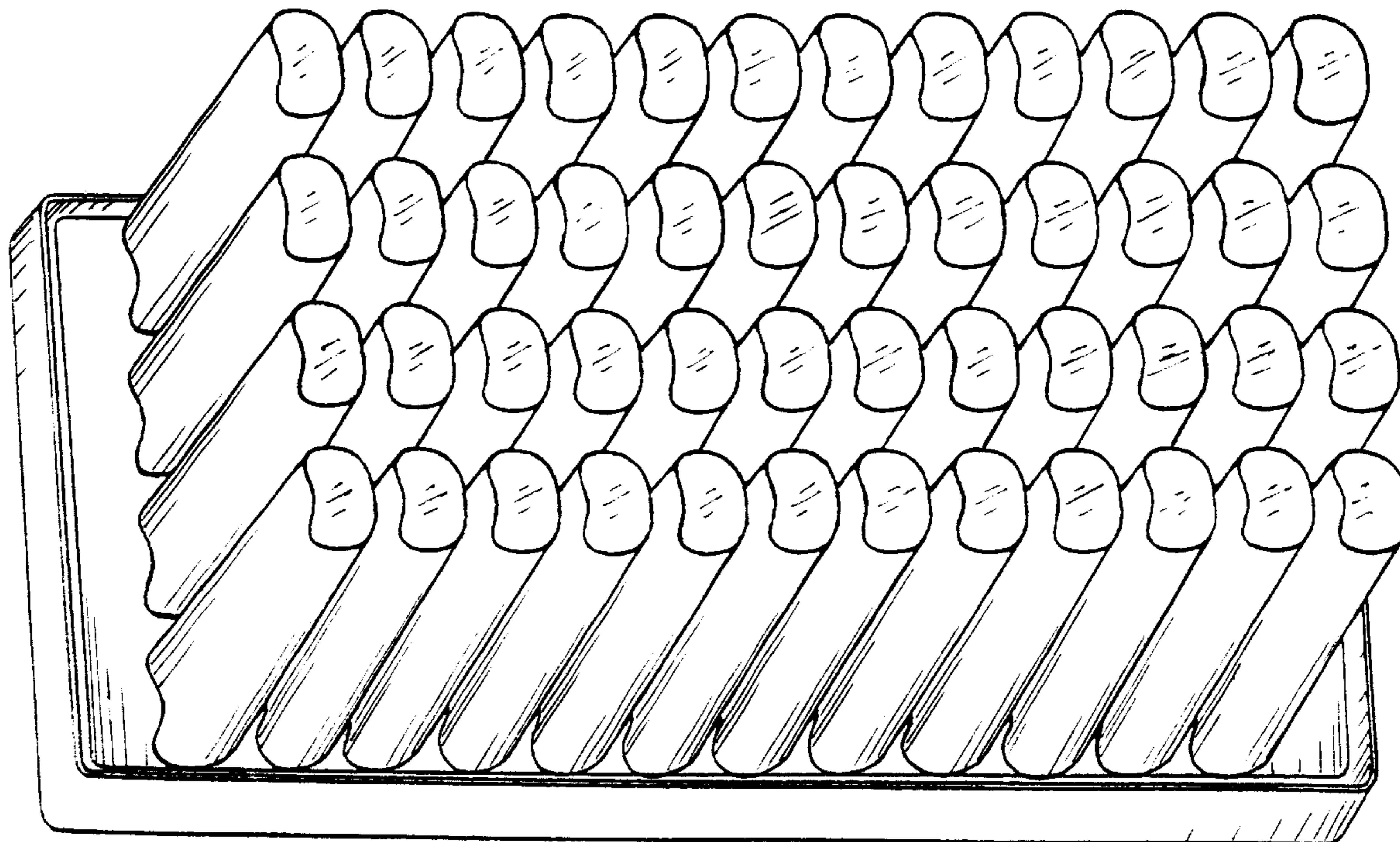
FIG. 1 is a perspective view of an ice tray;
FIG. 2 is a top plan of the ice tray;
FIG. 3 is a bottom plan of the ice tray;
FIG. 4 is a right side elevational view of the ice tray, the left side elevational view is a mirror image thereof; and,
FIG. 5 is a front side elevational view of the ice tray, the rear side elevational view is a mirror image thereof.

(56) **References Cited**

U.S. PATENT DOCUMENTS

2,819,690 A * 1/1958 Baker 249/92
2,946,207 A * 7/1960 Hulterstrum 249/92
3,565,389 A * 2/1971 Price 249/121

1 Claim, 5 Drawing Sheets



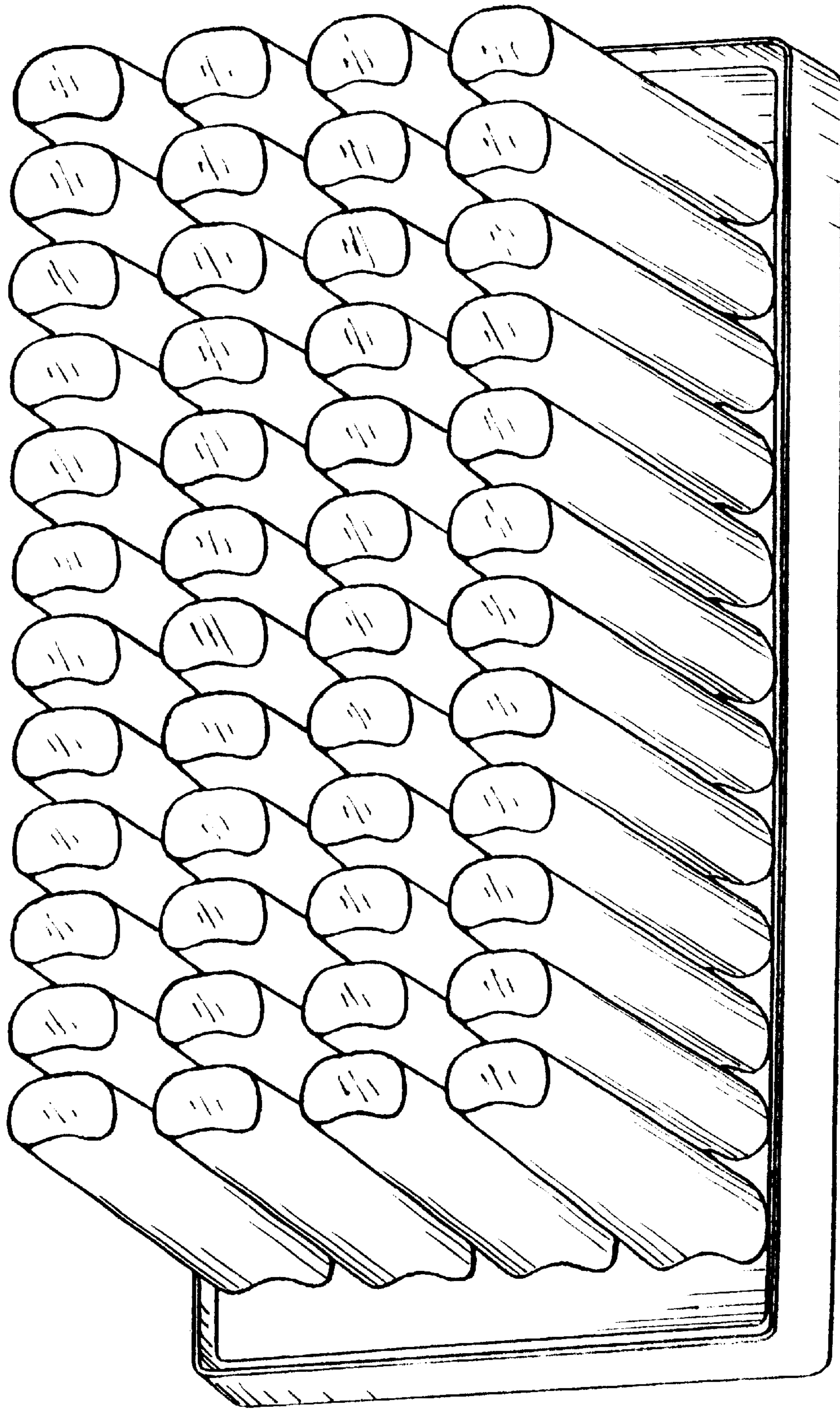


Fig. 1




Fig. 2




Fig. 3

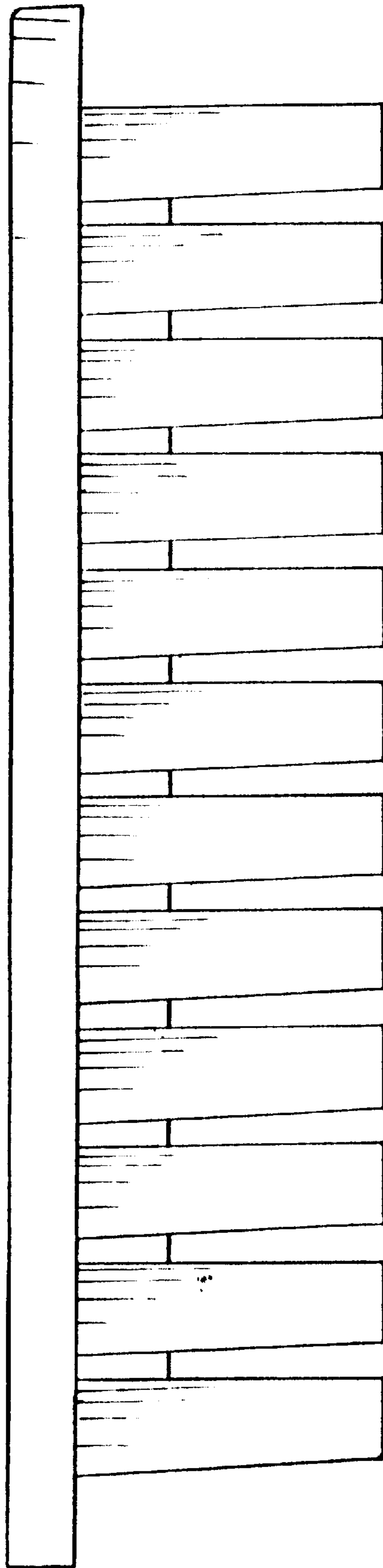


Fig. 4

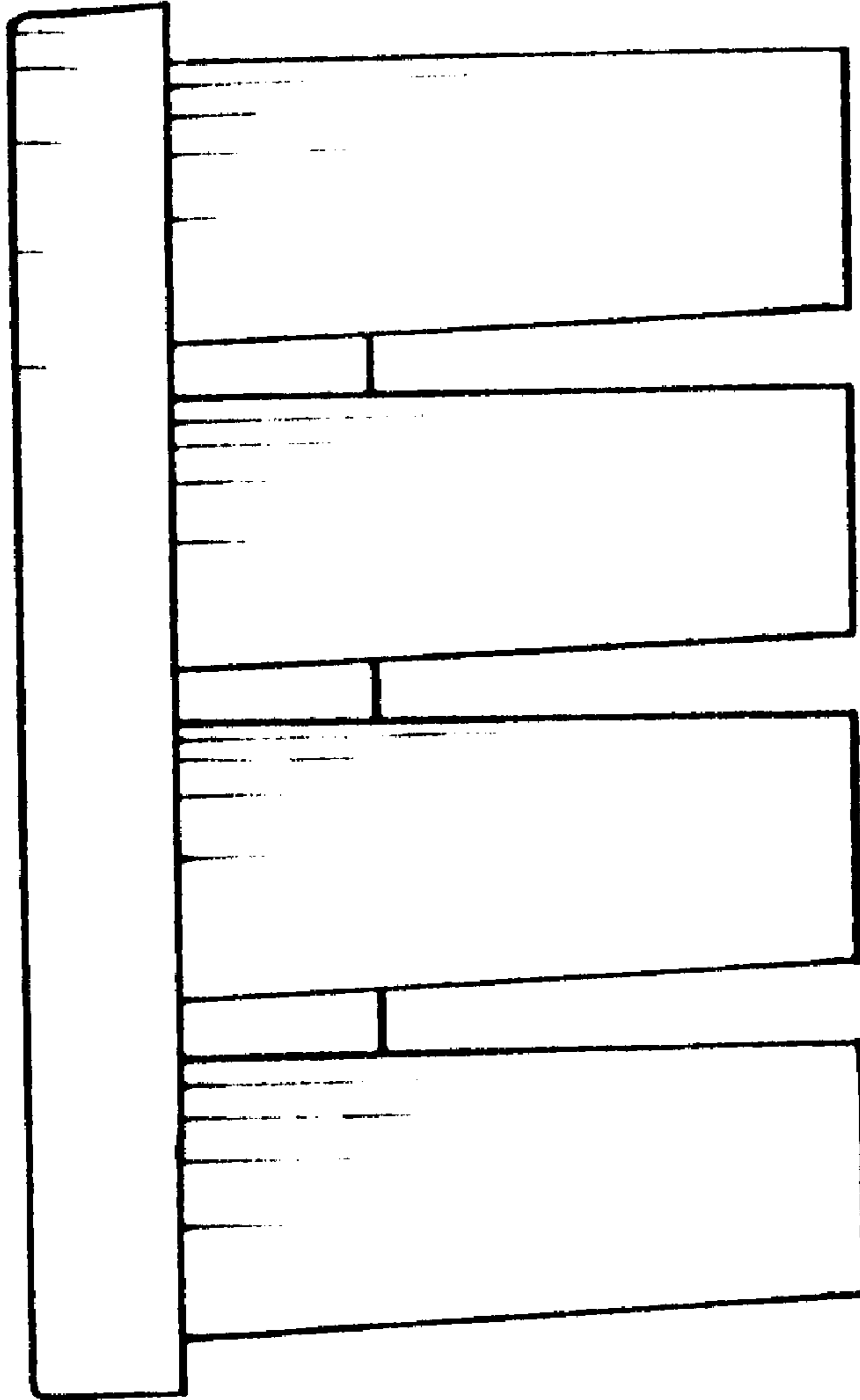


Fig. 5