



US00D482362S

(12) **United States Design Patent**
Goto

(10) **Patent No.:** **US D482,362 S**

(45) **Date of Patent:** **** Nov. 18, 2003**

(54) **KEYBOARD**

D439,902 S 4/2001 Oba
D440,969 S 4/2001 Tsai
D471,196 S * 3/2003 Goto D14/392

(75) Inventor: **Teiyu Goto**, Tokyo (JP)

(73) Assignee: **Sony Computer Entertainment Inc.**,
Tokyo (JP)

(**) Term: **14 Years**

(21) Appl. No.: **29/173,932**

(22) Filed: **Jan. 9, 2003**

FOREIGN PATENT DOCUMENTS

JP 651527 S 5/1985
JP 779507 S 1/1990
JP 998670 S 12/1997
JP 1088935 S 10/2000

OTHER PUBLICATIONS

“Can Technology Co., Ltd.,” Computer Trade, p. 1. (Sep. 1998).
“Computer Products”, Asian Sources pp. 408, (Jan. 1996).
Catalog, “VAIO RX,” Sony (Jan., 2001).
Catalog, “VAIO LX,” Sony (Jan., 2001).
Catalog, “Good Morning VAIO,” Sony (Jan., 2001).
Catalog, “Good Morning VAIO,” Sony (Sep., 2000).

(List continued on next page.)

Primary Examiner—Freda Nunn
(74) *Attorney, Agent, or Firm*—Rader, Fishman & Grauer
PLLC

Related U.S. Application Data

(62) Division of application No. 29/142,591, filed on May 31, 2001, now Pat. No. Des. 471,196.

(30) **Foreign Application Priority Data**

Feb. 20, 2001 (JP) 2001-003925
Feb. 20, 2001 (JP) 2001-003926
Feb. 20, 2001 (JP) 2001-003927
Feb. 20, 2001 (JP) 2001-003928
Feb. 20, 2001 (JP) 2001-003929
Feb. 20, 2001 (JP) 2001-003930

(51) **LOC (7) Cl.** **14-02**

(52) **U.S. Cl.** **D14/392**

(58) **Field of Search** D14/391, 392,
D14/394, 396, 398; D18/1, 2, 7; 200/5 A,
5 R, 6 A, 6 R; 235/145 A, 145 R; 341/22,
23; 345/160, 168; 400/484–486, 488, 489,
492

(57) **CLAIM**

The ornamental design for a keyboard, as shown and described.

DESCRIPTION

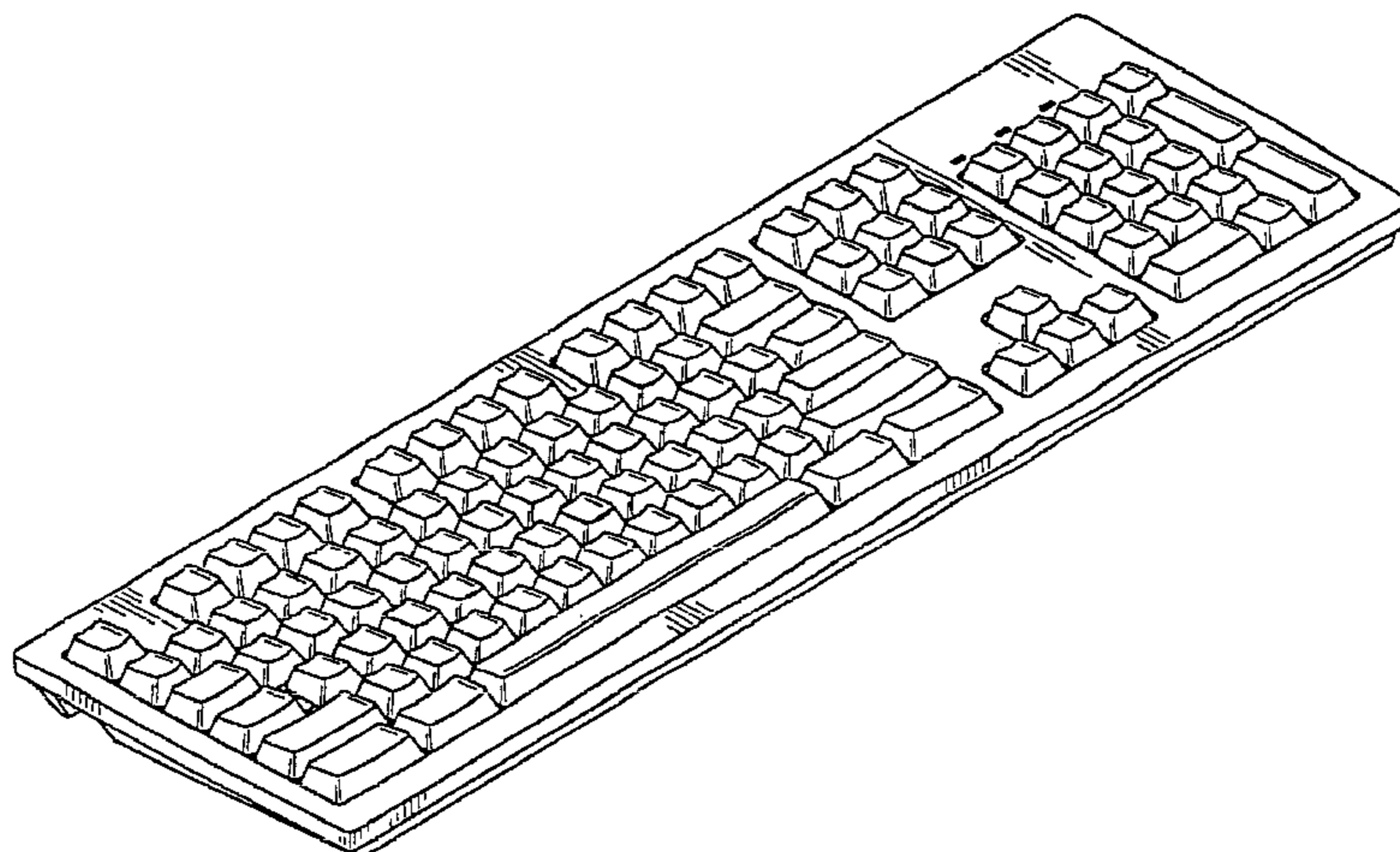
FIG. 1 is a perspective view of a keyboard showing my new design;
FIG. 2 is a front elevational view thereof;
FIG. 3 is a rear elevational view thereof;
FIG. 4 is a left side elevational view thereof;
FIG. 5 is a right side elevational thereof;
FIG. 6 is a top plan view thereof;
FIG. 7 is a bottom plan view thereof;
FIG. 8 is a right side elevational view thereof, wherein the leg portion is in the extending position; and,
FIG. 9 is an enlarged partial perspective view taken along the line 9—9 of FIG. 7, wherein the leg portion is in the extending position as shown in FIG. 8.

(56) **References Cited**

U.S. PATENT DOCUMENTS

D289,761 S 5/1987 Matulock et al.
D308,200 S 5/1990 Sottsass
D313,402 S 1/1991 Esslinger
D316,405 S 4/1991 Yoshitake
D324,860 S 3/1992 Oshima
D330,199 S 10/1992 Mendel et al.
D390,557 S 2/1998 Vogel et al.
D412,324 S 7/1999 Oba
D422,963 S 4/2000 Hakoda
D428,010 S 7/2000 Jones

1 Claim, 3 Drawing Sheets



OTHER PUBLICATIONS

Catalog, "MX, Desktop Entertainment, VAIO," Sony (Feb., 2001).

Catalog, "VAIO LX," VAIO PCV-LX71/BP, 1 sheet, Sony (Jan. 2001).

"From A to Z, All Developed," <http://www.apple.co.jp/keyboard/index.html>, 3 sheets, Apple Computer Japan Co., Ltd. (as of Feb., 2001).

Products Catalog, vol. 5, Release 2, "Owltech Corp.," (Sep., 2000).

"Keyboard 18," Weekly ASCII Magazine, pp. 42-27, ASCII Corp. (Feb., 2001).

"Catalog," <http://www.netlaputa.ne.jp/~spital/catalog/tk-106.htm>, 4 sheets, Spital Sangyo Co., Ltd. (Feb. 15, 2001).

"Telecom Catalog," <http://www2.elecom.co.jp/shohin/TK-P2109JPWB.html>, 6 sheets, Telecom Co., Ltd. (Feb., 2001).

"Catalog," <http://www.netlaputa.ne.jp/~spital/catalog/tk-106.htm>, 1 sheet, Spital Sangyo Co., Ltd. (Feb. 22, 2001).

* cited by examiner

FIG. 1

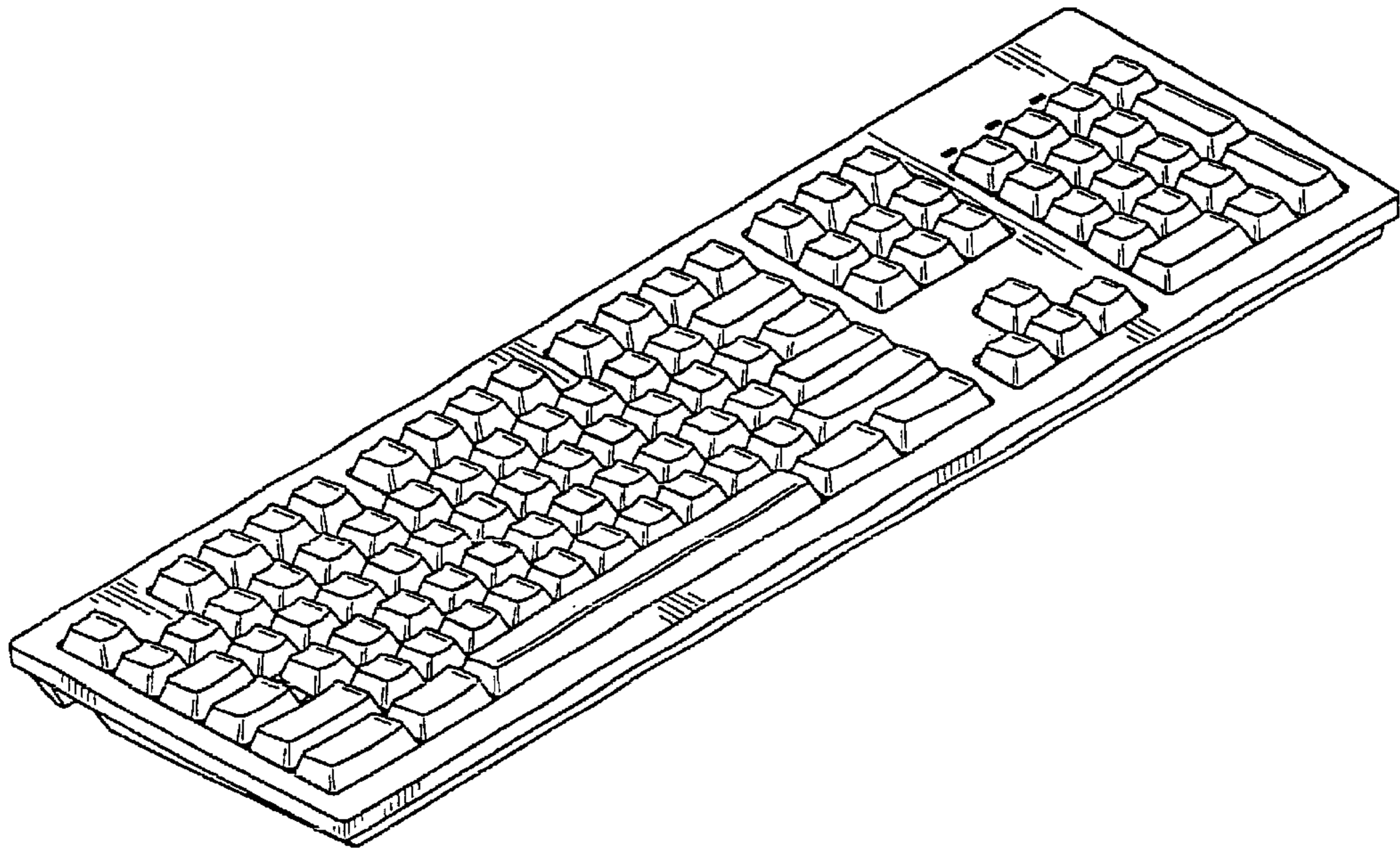


FIG. 2

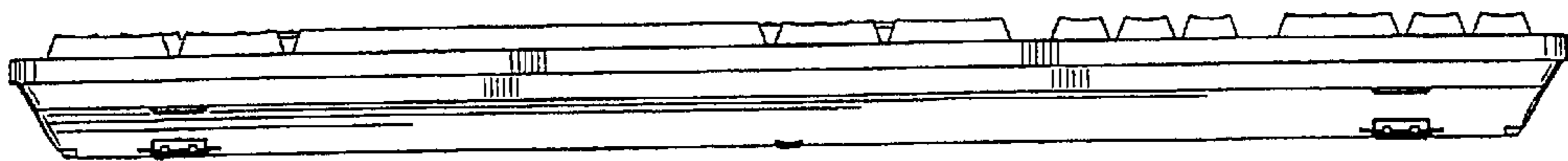


FIG. 3

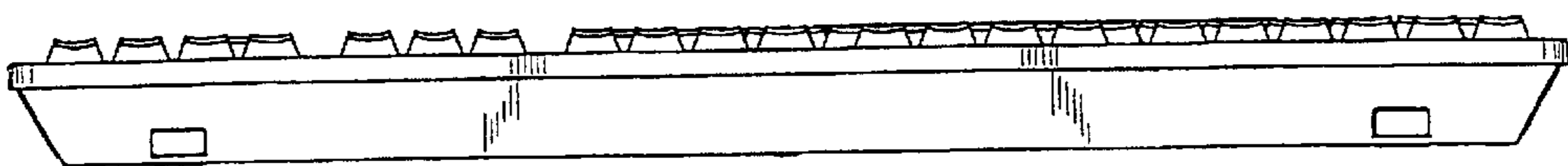


FIG. 4



FIG. 5



FIG. 6

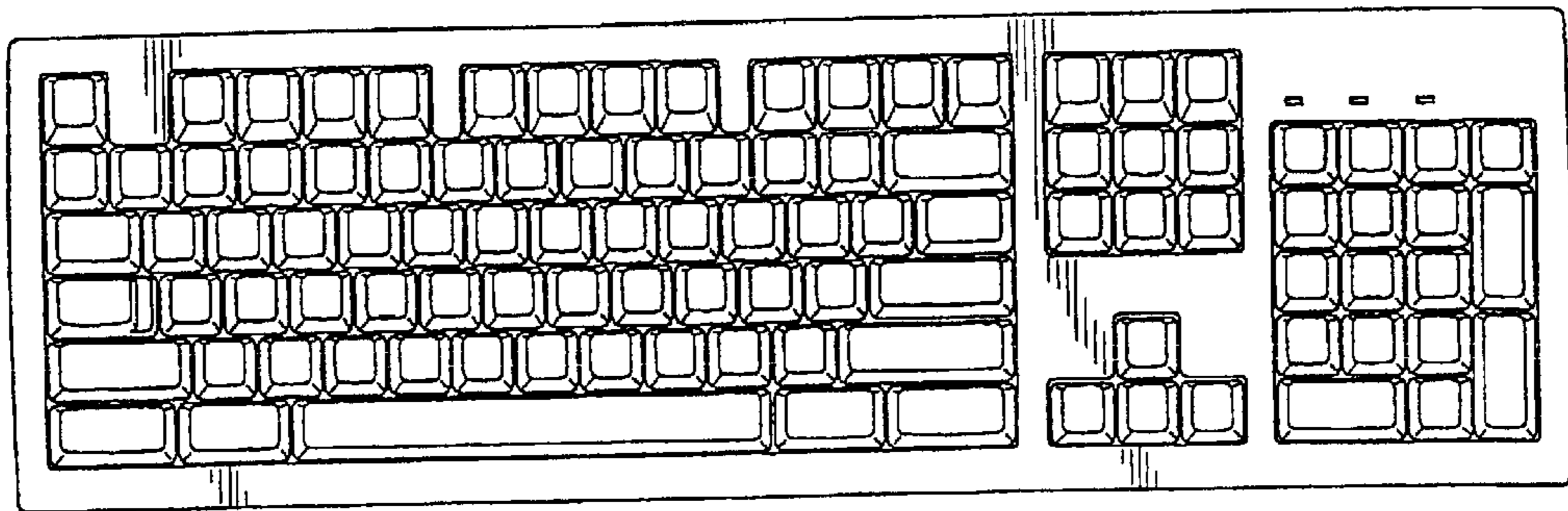


FIG. 7

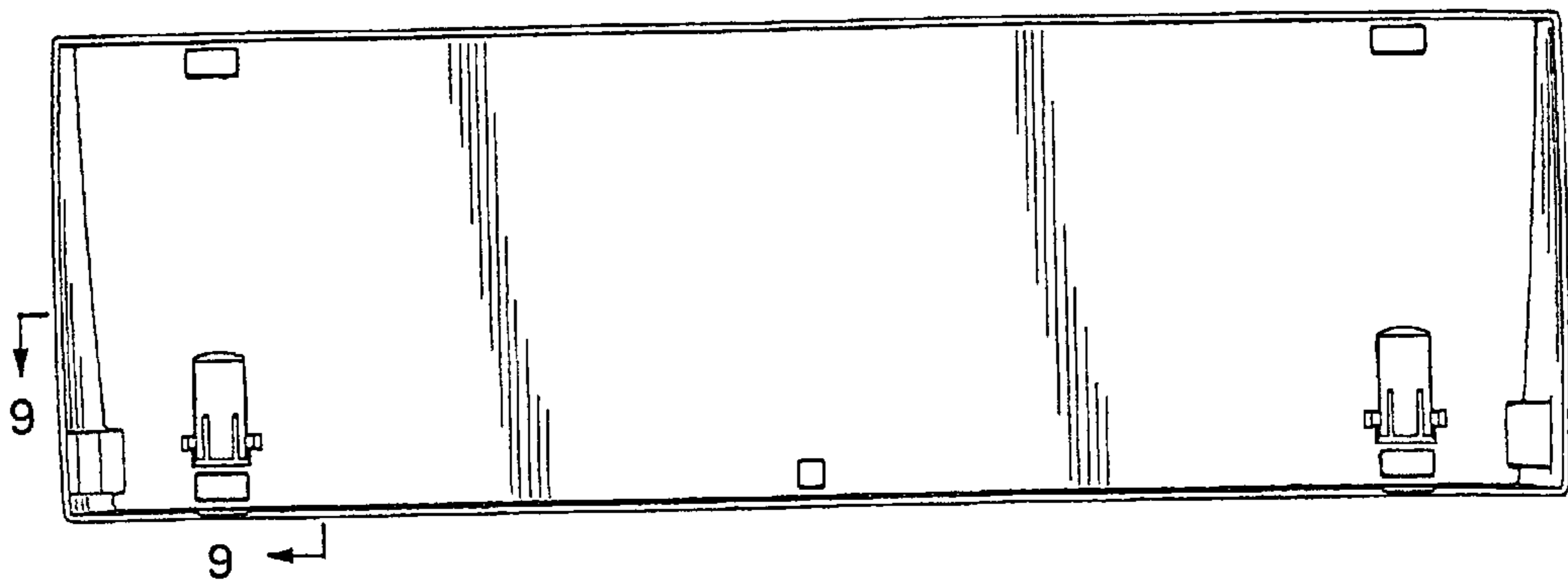


FIG. 8



FIG. 9

