



US00D482323S

(12) **United States Design Patent**  
**Corbin et al.**

(10) **Patent No.:** **US D482,323 S**

(45) **Date of Patent:** **\*\* Nov. 18, 2003**

(54) **TIRE TREAD**

(75) Inventors: **Erika Nicole Corbin**, Copley, OH (US); **Thomas Lloyd Peeples**, Akron, OH (US); **Mark Anthony Canankamp**, Akron, OH (US); **Robert Steven Lundell**, Arkon, OH (US)

(73) Assignee: **The Goodyear Tire & Rubber Company**, Akron, OH (US)

(\*\*) Term: **14 Years**

(21) Appl. No.: **29/173,096**

(22) Filed: **Dec. 19, 2002**

(51) **LOC (7) Cl.** ..... **12-15**

(52) **U.S. Cl.** ..... **D12/584**

(58) **Field of Search** ..... D12/547, 549, D12/550, 560, 561, 566, 567, 582, 584, 585, 596, 597, 602, 603; 152/209.1, 209.9, 209.13, 209.25, 209.28

(56) **References Cited**

**PUBLICATIONS**

Hankook Radial 885 Tire, 2001 Tread Design Guide, Jan. 2001, p. 38. 4/1.\*

Marangoni M900 T80 Tire, 2001 Tread Design Guide, Jan. 2001, p. 45. 1/1.\*

Michelin Energy MXV4 Tire, 2001 Tread Design Guide, Jan. 2001, p. 49. 1/4.\*

NTB Michelin Weatherwise Tire, 2001 Tread Design Guide, Jan. 2001, p. 56. 2/1.\*

Uniroyal Tiger Paw Aquagrip Tire, 2001 Tread Design Guide, Jan. 2001, p. 71. 1/3.\*

\* cited by examiner

*Primary Examiner*—Robert M. Spear

(74) *Attorney, Agent, or Firm*—David L. King

(57) **CLAIM**

The ornamental Design for a tire tread, as shown and described.

**DESCRIPTION**

FIG. 1 is a perspective view of a tire tread showing our new design, it being understood that the pattern repeats uniformly throughout the circumference of the tread;

FIG. 2 is a front elevational view thereof;

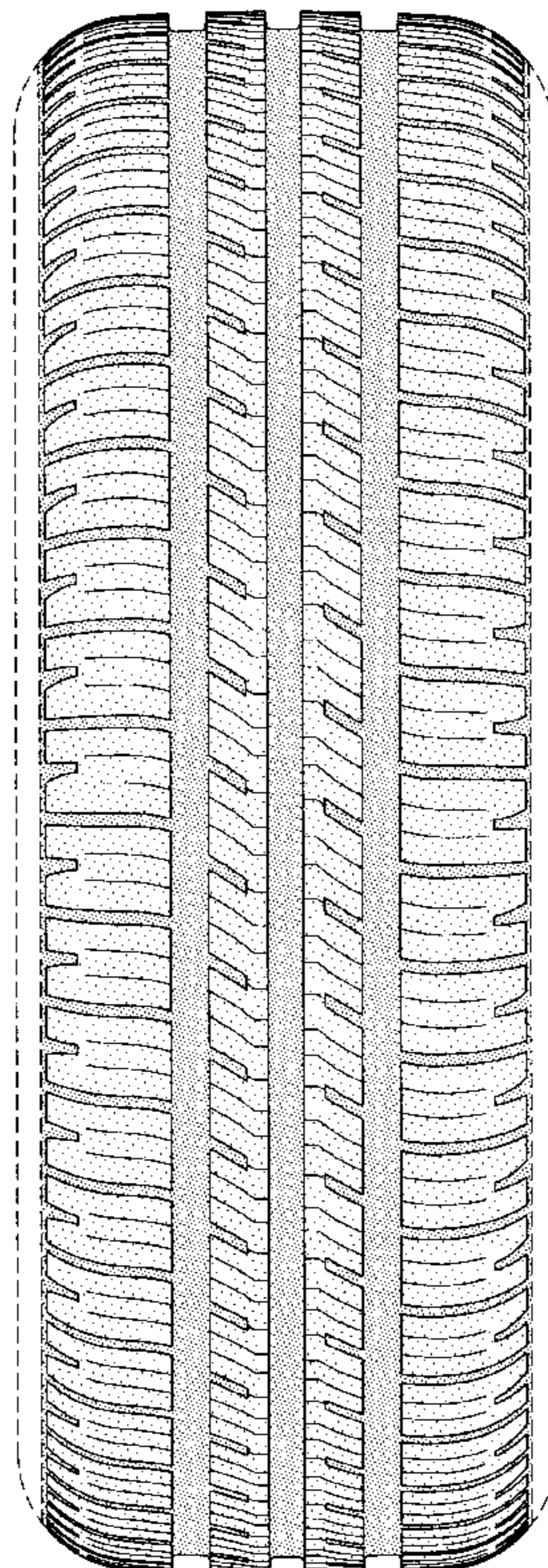
FIG. 3 is a right side elevational view thereof the opposite side elevational view being identical thereto; and,

FIG. 4 is an enlarged fragmentary front elevational view.

In the drawings, the broken lines defining the sidewall, inner bead and the peripheral boundary between the tire tread and the sidewall are for illustrative purposes only and form no part of the claimed design.

The dark stippled surface shading represents the recessed portion of the tread grooves having a depth as best shown in FIG. 2.

**1 Claim, 4 Drawing Sheets**



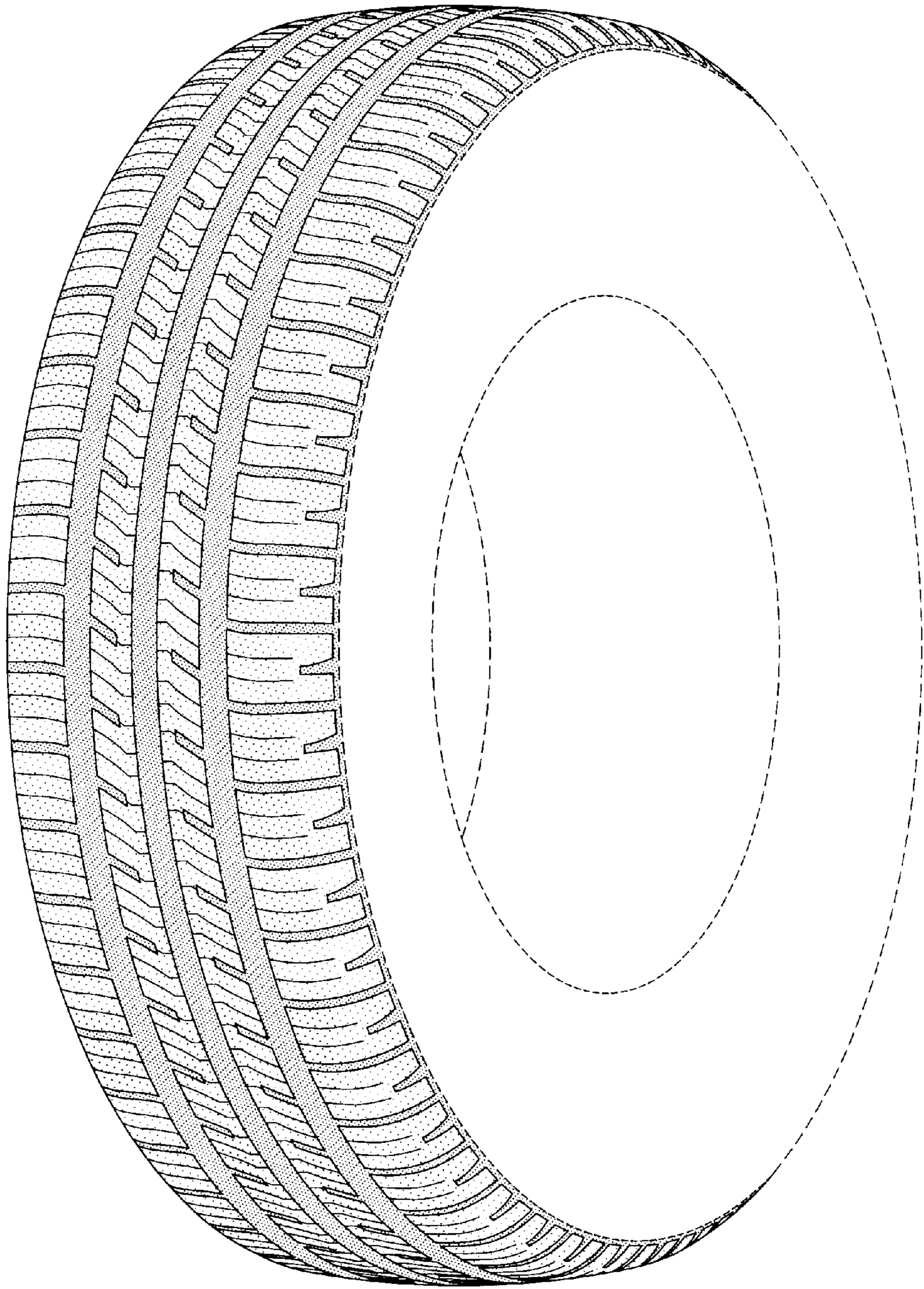


FIG-1

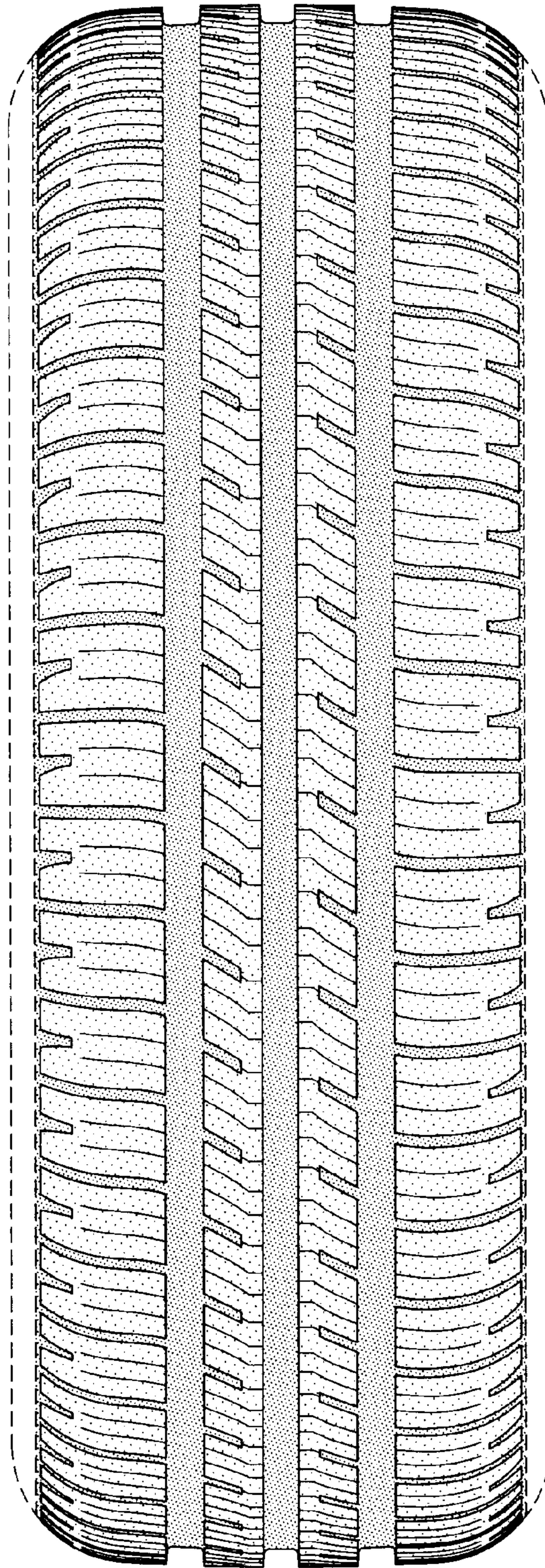


FIG-2

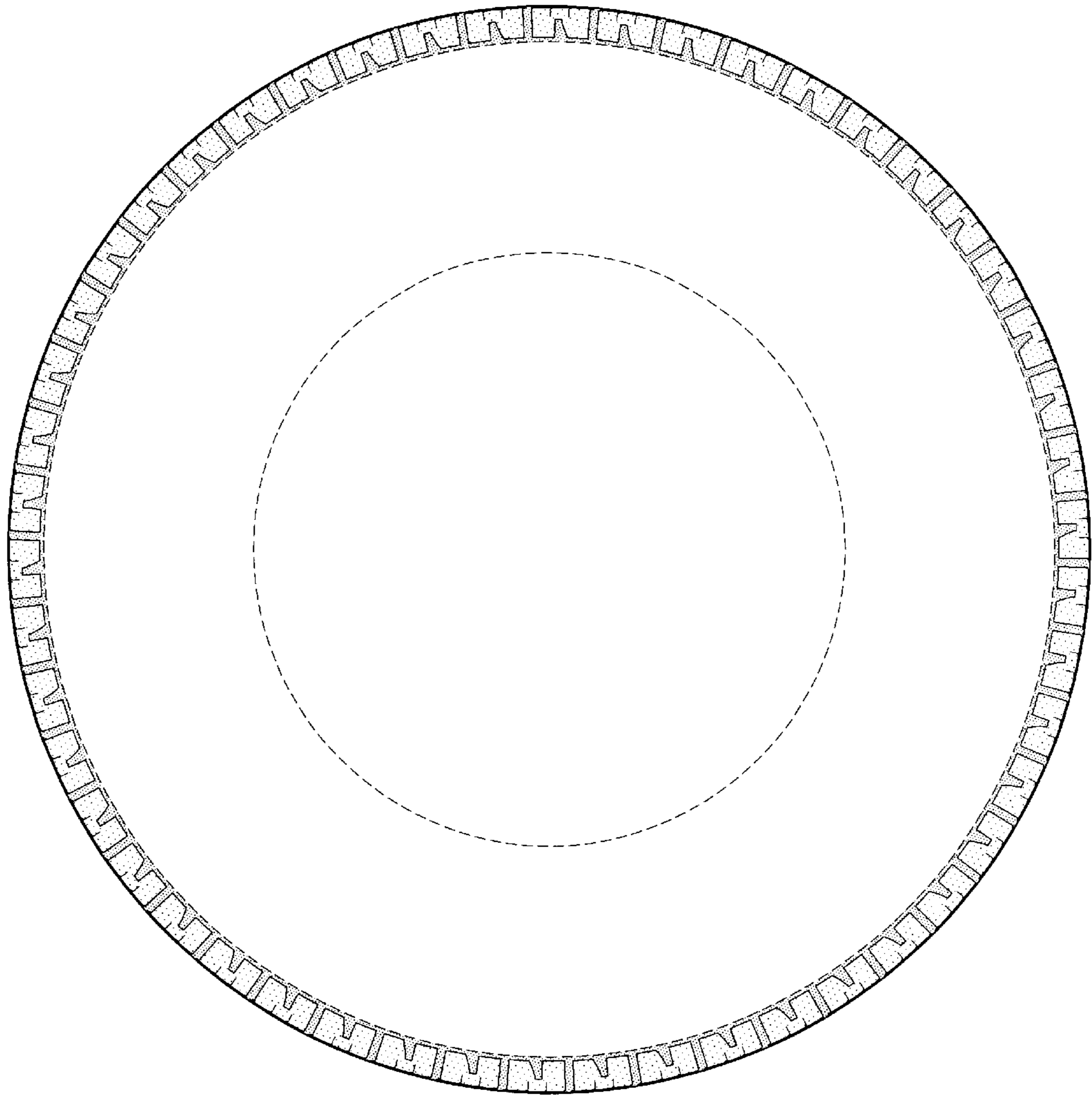


FIG-3

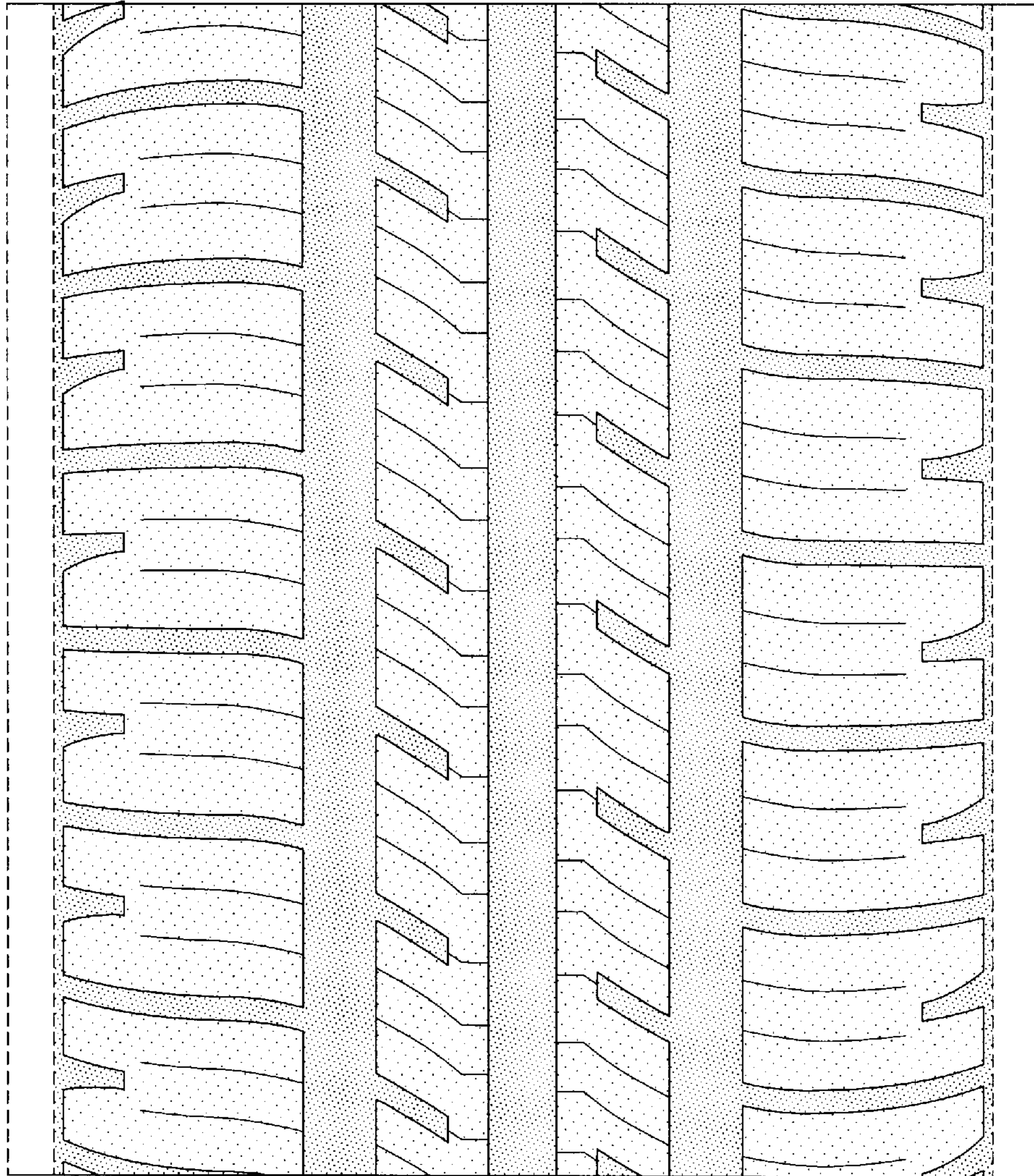


FIG-4