



US00D482317S

(12) **United States Design Patent**
Zanzig et al.

(10) **Patent No.:** **US D482,317 S**
(45) **Date of Patent:** **** Nov. 18, 2003**

(54) **CAMOUFLAGE TIRE AND WHEEL ASSEMBLY**

4,243,709 A	1/1981	Morton	428/195
4,278,481 A *	7/1981	Osment	428/919
D297,596 S	9/1988	Marquart, Sr.	D5/62
D330,879 S	11/1992	Porto et al.	D12/136
6,312,145 B1	11/2001	Rhoad	362/311

(75) Inventors: **David John Zanzig**, Uniontown, OH (US); **Billy Joe Ratliff, Jr.**, Akron, OH (US)

* cited by examiner

(73) Assignee: **The Goodyear Tire & Rubber Company**, Akron, OH (US)

Primary Examiner—Robert M. Spear
(74) *Attorney, Agent, or Firm*—John D. DeLong

(**) Term: **14 Years**

(57) **CLAIM**

(21) Appl. No.: **29/180,885**

The ornamental Design for a camouflage tire and wheel assembly, as shown and described.

(22) Filed: **May 1, 2003**

Related U.S. Application Data

DESCRIPTION

(62) Division of application No. 29/161,266, filed on May 24, 2002.

FIG. 1 is a side elevational view of a camouflage tire and wheel assembly showing our new design; and,

(51) **LOC (7) Cl.** **12-15**

FIG. 2 is an expanded view showing the encircled detail of FIG. 1.

(52) **U.S. Cl.** **D12/501; D12/207; D12/502**

(58) **Field of Search** D12/501, 503, D12/202, 204, 207, 208, 209, 605; 152/523, 524, DIG. 12; 428/919

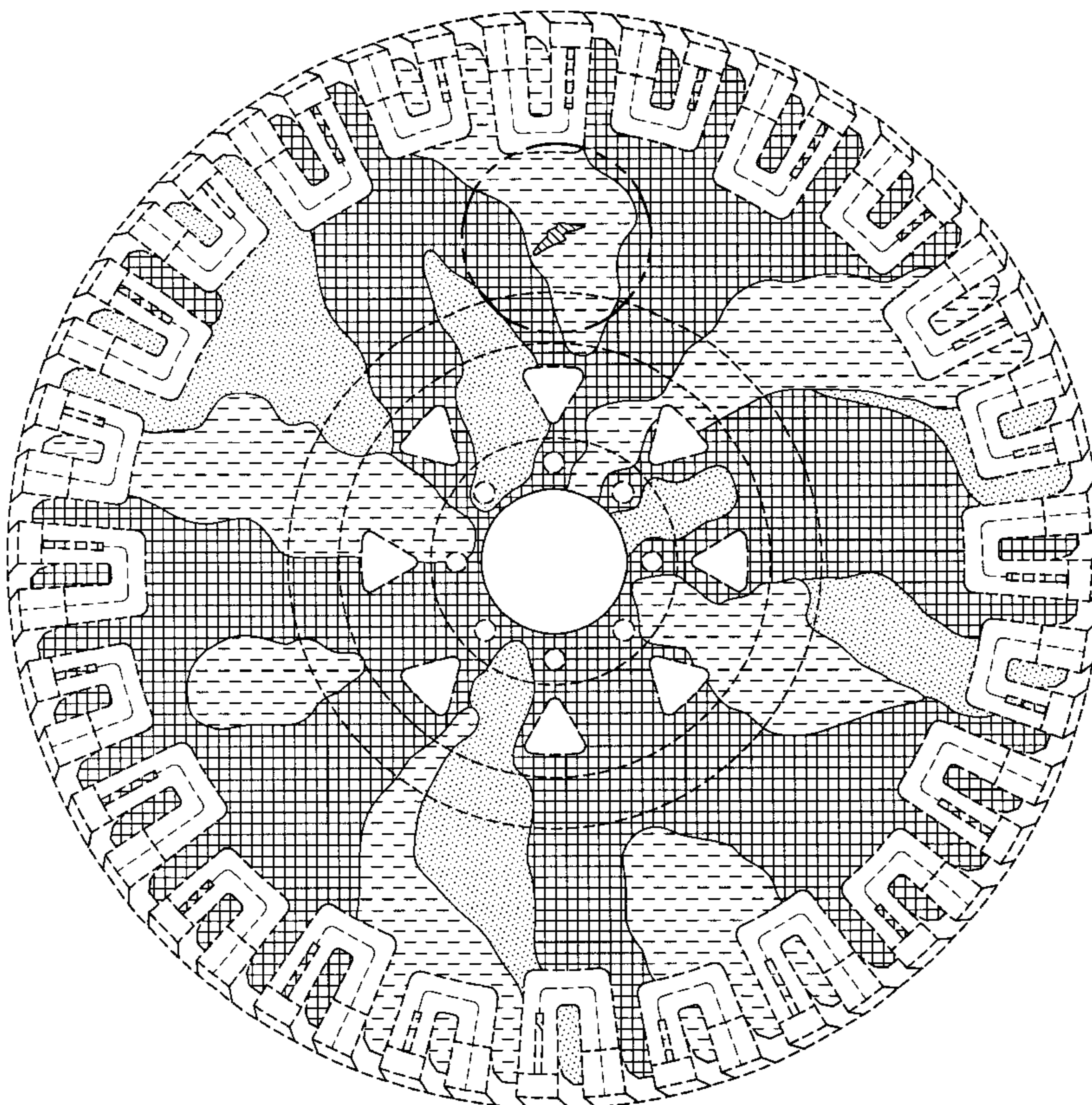
In the drawings, the broken lines defining the sidewall and inner bead and the wheel are for illustrative purposes only and form no part of the claimed design. The drawings are lined for color.

(56) **References Cited**

U.S. PATENT DOCUMENTS

2,992,503 A 7/1961 Webb 43/1

1 Claim, 2 Drawing Sheets



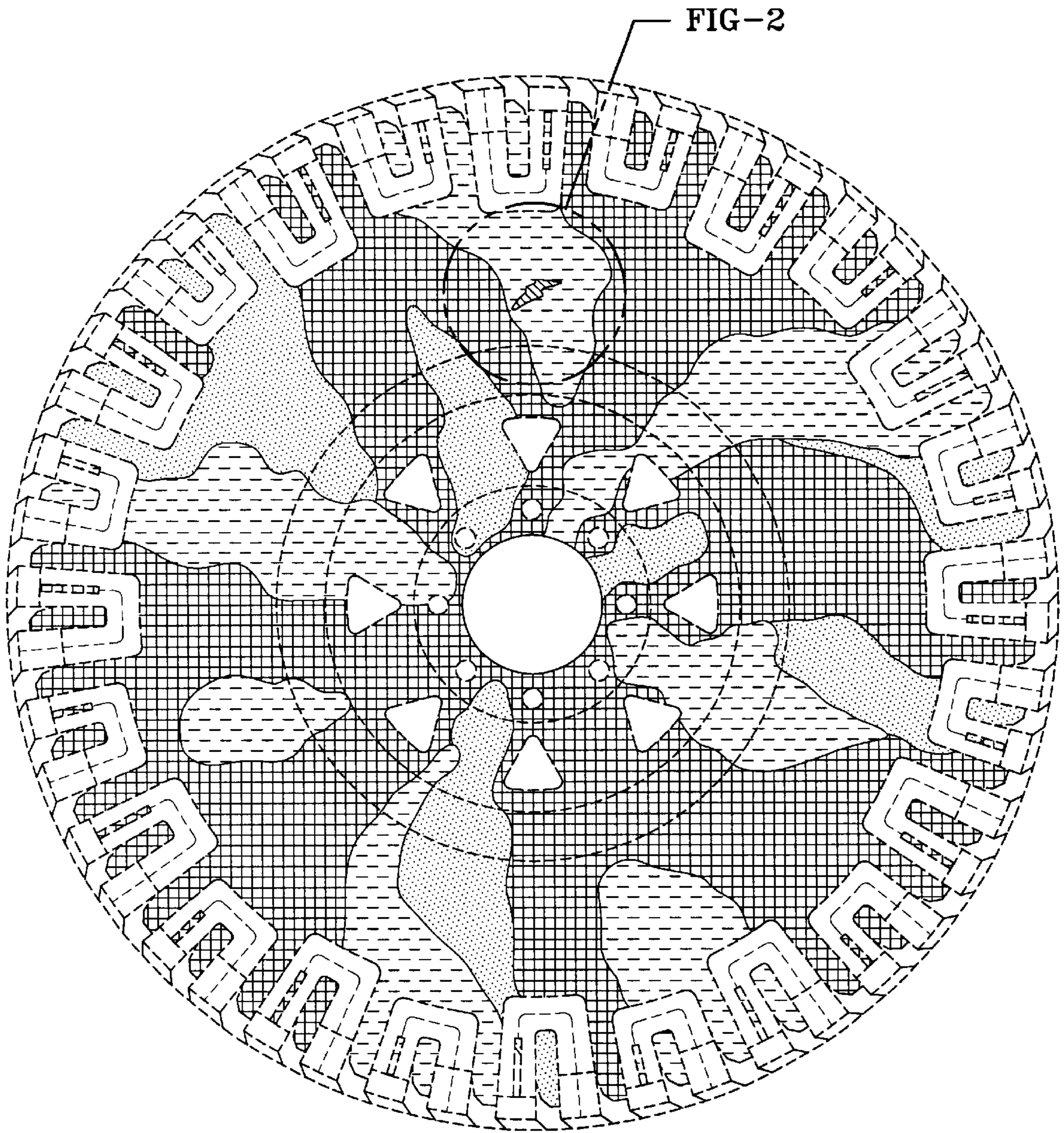


FIG-1

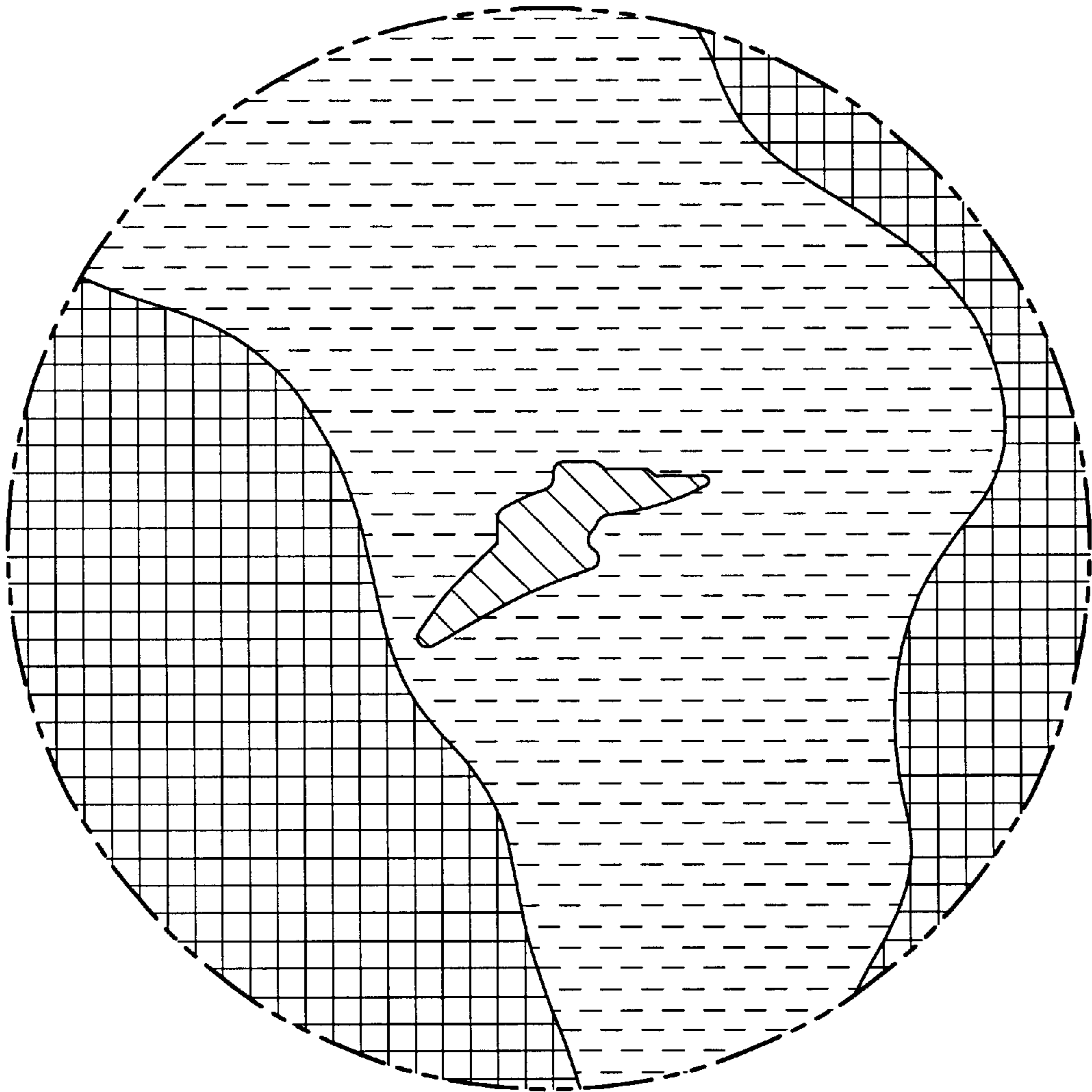


FIG-2