



US00D482315S

(12) **United States Design Patent**  
**Bridge et al.**

(10) **Patent No.:** **US D482,315 S**

(45) **Date of Patent:** **\*\* Nov. 18, 2003**

(54) **DOCK SECTION**

(75) **Inventors:** **John Joseph Bridge**, Long Lake, MN (US); **Jeffrey Ryan Voorhees**, Greenwood, MN (US); **David Allen Schmid**, Tonka Bay, MN (US); **Timothy John Latterner**, Excelsior, MN (US); **Michael Allen Latterner**, Excelsior, MN (US)

(73) **Assignees:** **Fineline Lakeshore Service, LLP**, Long Lake, MN (US); **Dock & Lift, Inc.**, Excelsior, MN (US)

(\*\*) **Term:** **14 Years**

(21) **Appl. No.:** **29/162,868**

(22) **Filed:** **Jun. 20, 2002**

(51) **LOC (7) Cl.** ..... **12-06**

(52) **U.S. Cl.** ..... **D12/316**

(58) **Field of Search** ..... D12/316; 114/267, 114/263; 405/218, 221; D25/138

(56) **References Cited**

**U.S. PATENT DOCUMENTS**

4,683,833 A \* 8/1987 Meriwether ..... 114/267

D333,707 S \* 3/1993 Cerbone ..... D25/138  
5,915,325 A \* 6/1999 Gerber et al. .... 114/263  
6,073,572 A \* 6/2000 Gruhn et al. .... 114/263  
6,098,564 A \* 8/2000 Zeilinger ..... 114/263

\* cited by examiner

*Primary Examiner*—Holly Baynham  
(74) *Attorney, Agent, or Firm*—Hugh D. Jaeger

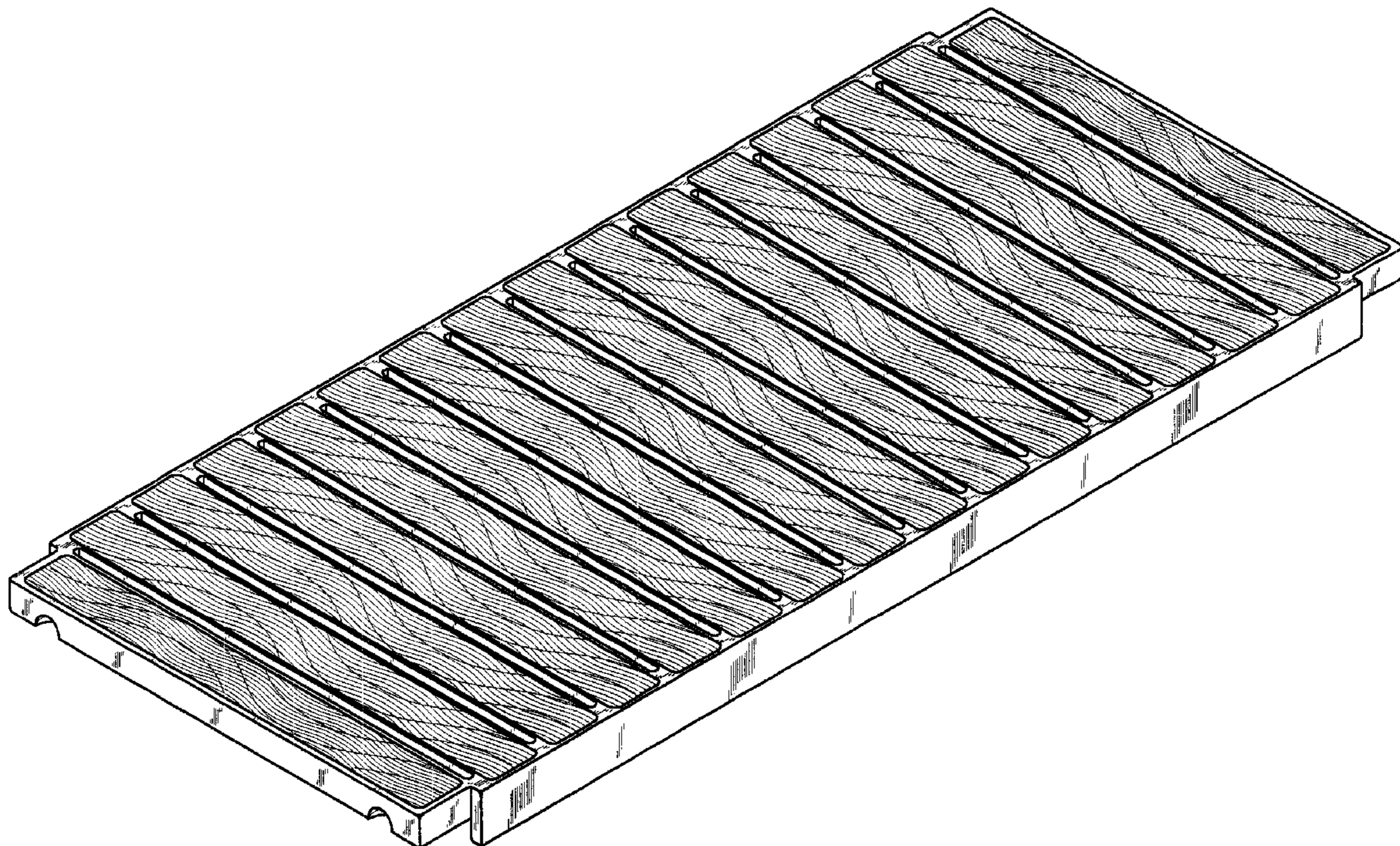
(57) **CLAIM**

The ornamental design for a dock section, as shown.

**DESCRIPTION**

FIG. 1 illustrates a front view thereof;  
FIG. 2 illustrates a back view thereof;  
FIG. 3 illustrates a left side view thereof;  
FIG. 4 illustrates a right side view thereof;  
FIG. 5 illustrates a top view thereof;  
FIG. 6 illustrates a bottom view thereof; and,  
FIG. 7 illustrates a top isometric view thereof;

**1 Claim, 7 Drawing Sheets**



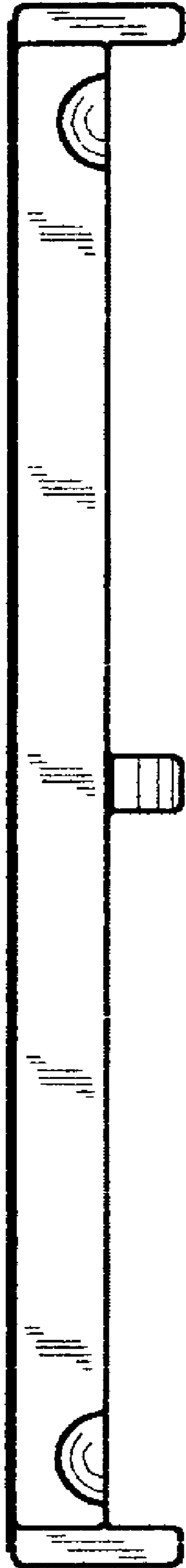


FIG. 1

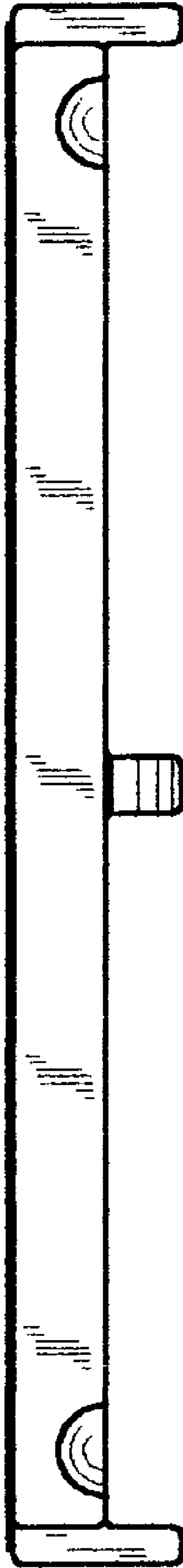


FIG. 2



FIG. 3



FIG. 4




FIG. 5

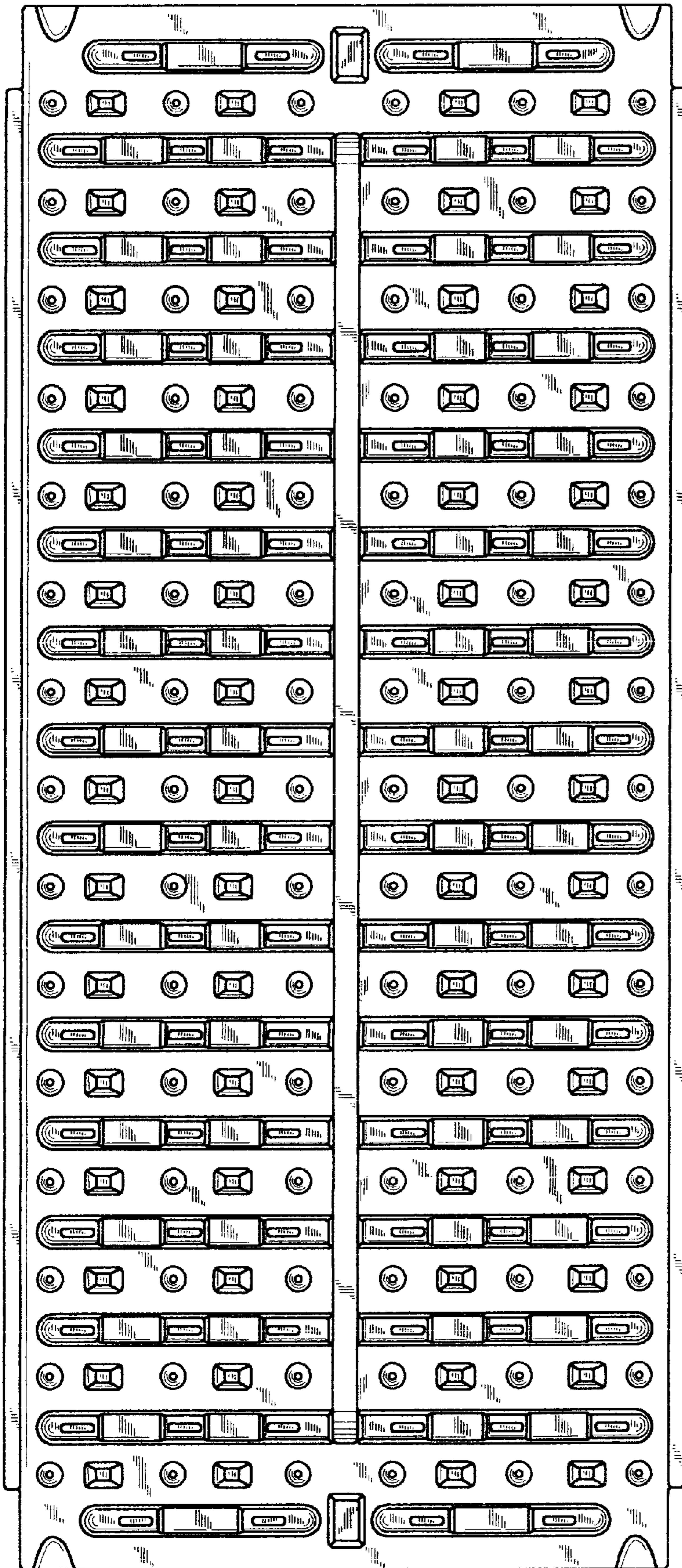


FIG. 6

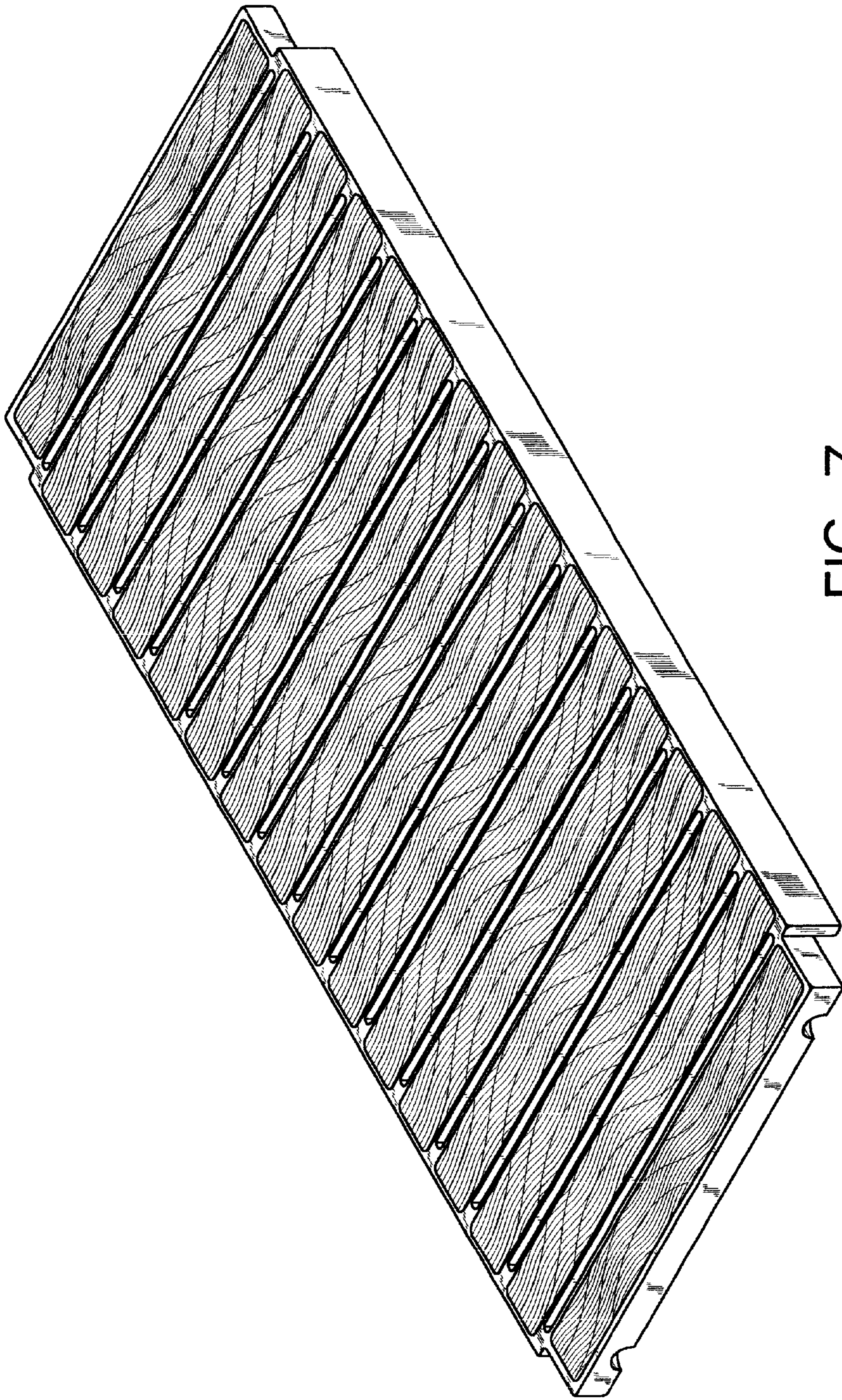


FIG. 7