



US00D482308S

(12) **United States Design Patent**
Lee

(10) **Patent No.:** **US D482,308 S**

(45) **Date of Patent:** **** *Nov. 18, 2003**

(54) **VEHICLE WHEEL**

(75) **Inventor:** **Dong Jae Lee**, Kyungki-do (KR)

(73) **Assignee:** **Yoon Young Co., Ltd.**, Chonan (KR)

(*) **Notice:** This patent is subject to a terminal disclaimer.

(**) **Term:** **14 Years**

(21) **Appl. No.:** **29/167,887**

(22) **Filed:** **Sep. 24, 2002**

(51) **LOC (7) Cl.** **12-16**

(52) **U.S. Cl.** **D12/211**

(58) **Field of Search** D12/204-211;
301/37.101, 64.101, 65

(56) **References Cited**

U.S. PATENT DOCUMENTS

D235,431 S	*	6/1975	Scott	D12/211
D267,564 S	*	1/1983	Wright	D12/211
D361,547 S	*	8/1995	Weld	D12/211
D391,215 S	*	2/1998	Cervati	D12/209
D410,618 S	*	6/1999	Hussaini et al.	D12/211
D412,149 S	*	7/1999	Corioni	D12/211

D413,851 S	*	9/1999	Donikoglu	D12/209
D422,258 S	*	4/2000	Hale, Jr.	D12/211
D430,843 S	*	9/2000	Sands	D12/211
D444,117 S	*	6/2001	Mantion	D12/211
D451,876 S	*	12/2001	Kohl	D12/211
D456,757 S	*	5/2002	Schroeder	D12/211
D460,941 S	*	7/2002	Muzzarelli	D12/211
D463,349 S	*	9/2002	Vian	D12/209
D465,759 S	*	11/2002	Leutz et al.	D12/211
D466,853 S	*	12/2002	Maifrini	D12/211

* cited by examiner

Primary Examiner—Stacia Cadmus

(74) *Attorney, Agent, or Firm*—Armstrong, Westerman & Hattori LLP

(57) **CLAIM**

The ornamental design for a vehicle wheel, as shown.

DESCRIPTION

FIG. 1 is a perspective view of a “vehicle wheel”.
FIG. 2 is a front view of a “vehicle wheel”.
FIG. 3 is a left side view of a “vehicle wheel”.
FIG. 4 is a right side view of a “vehicle wheel”.
FIG. 5 is a top end view of a “vehicle wheel” of FIG. 1; and,
FIG. 6 is a bottom end view of a “vehicle wheel” of FIG. 1.

1 Claim, 4 Drawing Sheets

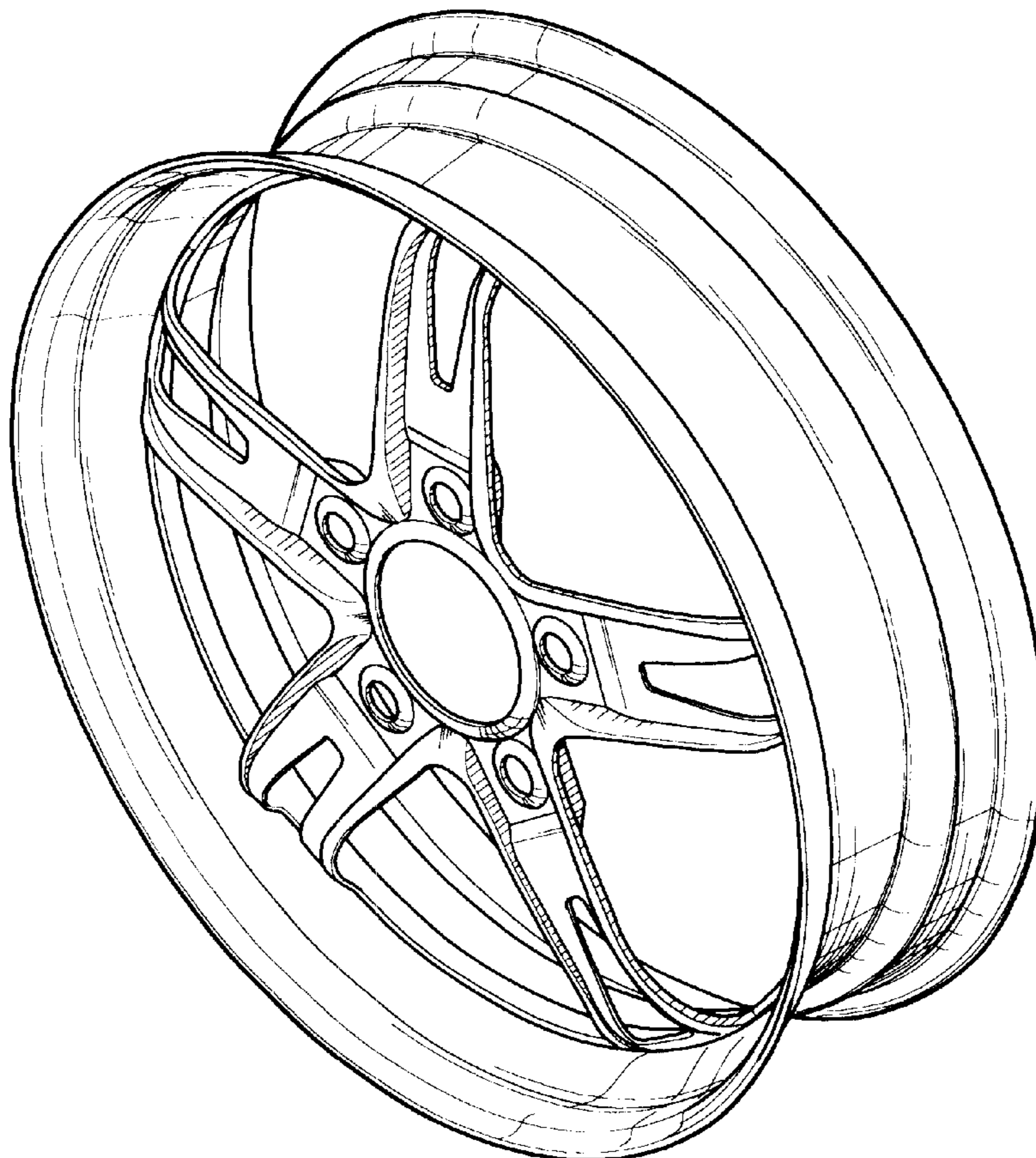


FIG. 1

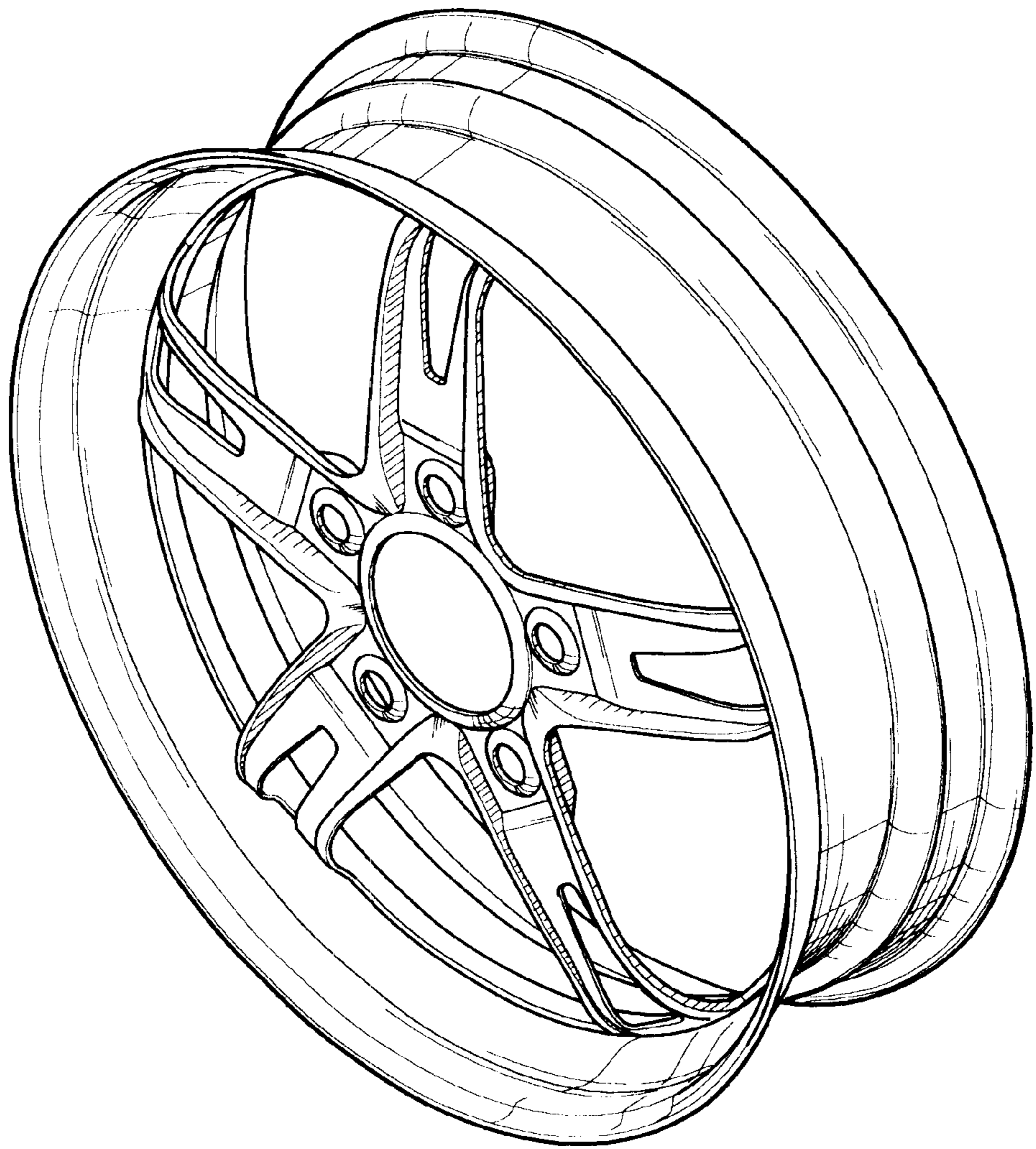


FIG. 2




FIG. 3

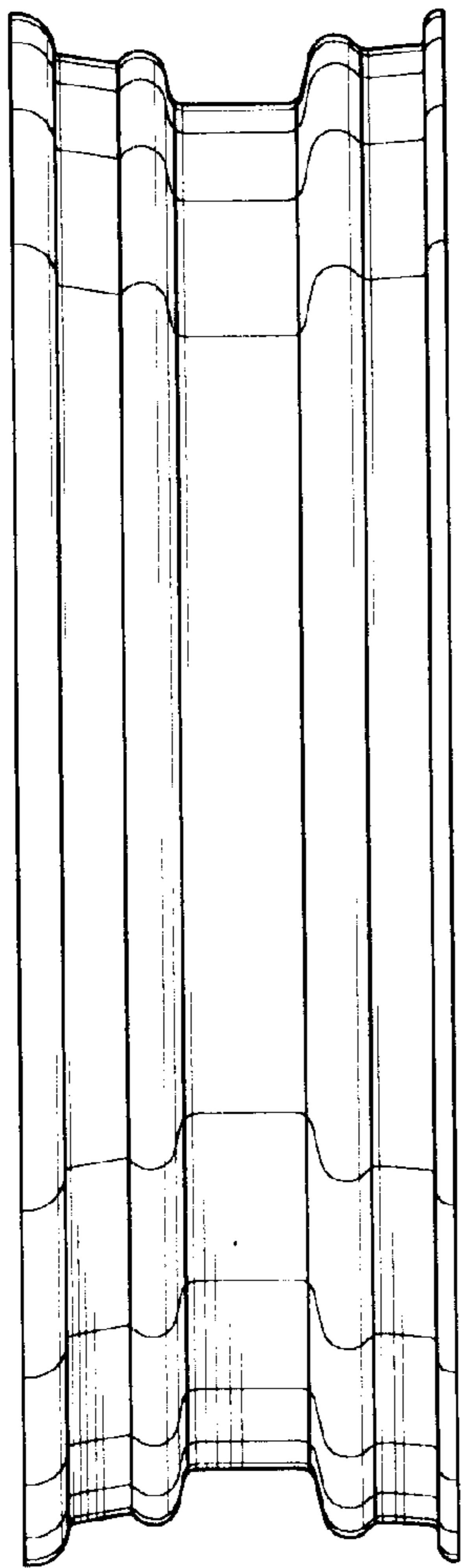


FIG. 4

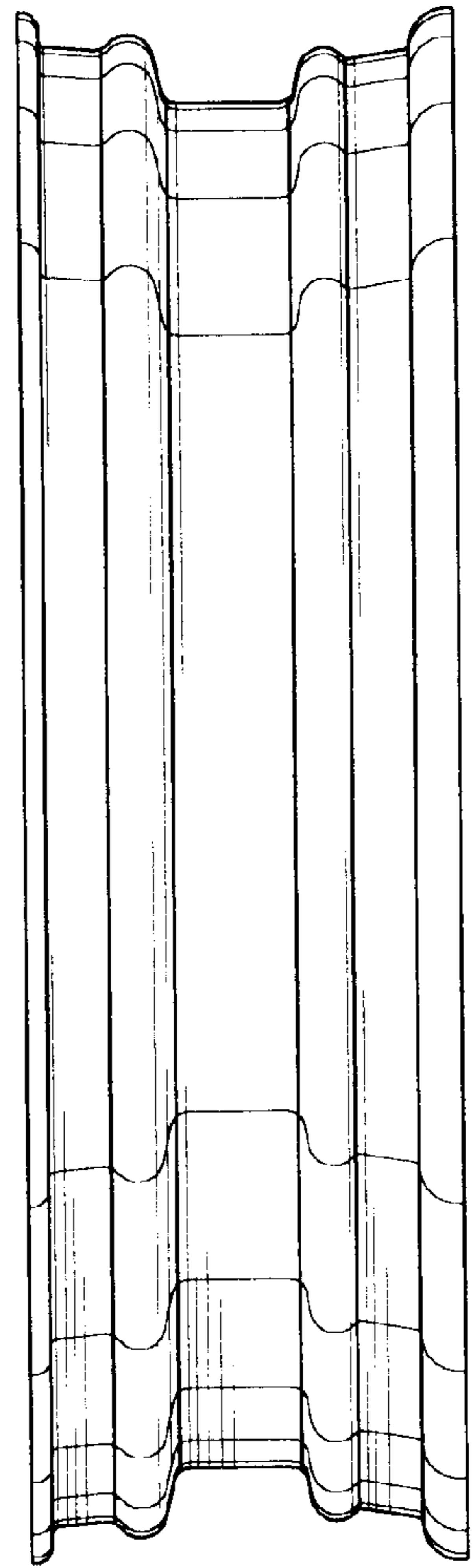


FIG. 5




FIG. 6

