



US00D482289S

(12) **United States Design Patent**
Dea

(10) **Patent No.:** **US D482,289 S**

(45) **Date of Patent:** **** Nov. 18, 2003**

(54) **BOTTLE**

(75) **Inventor:** **Chiu Cher Dea**, Sausalito, CA (US)

(73) **Assignee:** **The Cutex Company**, Norwalk, CT (US)

(**) **Term:** **14 Years**

(21) **Appl. No.:** **29/165,513**

(22) **Filed:** **Aug. 9, 2002**

(51) **LOC (7) Cl.** **09-01**

(52) **U.S. Cl.** **D9/558**

(58) **Field of Search** D9/530, 516, 537-543, D9/544-545, 549, 558, 571, 572, 573, 574; 215/382-384, 396, 398, 400; D28/7; 220/660, 675; 222/212-213, 215

(56) **References Cited**

U.S. PATENT DOCUMENTS

D87,426 S	*	7/1932	Brekke	D9/563
D147,912 S		11/1947	Lewis		
D154,411 S		7/1949	Melikov		
D199,818 S		12/1964	Douglas et al.		
D202,219 S		9/1965	Drummond et al.		
D300,265 S	*	3/1989	Brown et al.	D28/7
D307,114 S		4/1990	Daucourt		
D315,299 S	*	3/1991	Gerardiello	D9/558
D344,895 S		3/1994	Berti	D9/542
D382,813 S	*	8/1997	Lambrecht	D9/574
D398,243 S		9/1998	Dinand	D9/548
D414,103 S	*	9/1999	Crawford	D9/542 X

D415,032 S		10/1999	Gaskey	D9/522
D417,624 S		12/1999	Herrmann et al.	D9/575
D433,623 S	*	11/2000	Crawford	D9/542 X
D450,252 S	*	11/2001	Crawford	D9/558 X
D451,008 S	*	11/2001	Crawford	D9/300
D455,080 S	*	4/2002	Crawford	D9/434 X
D458,537 S	*	6/2002	Crawford et al.	D9/300
D460,686 S	*	7/2002	Crawford et al.	D9/300
D462,014 S	*	8/2002	Heimbold et al.	D9/558 X
D470,043 S	*	2/2003	Crawford	D9/300
D472,818 S	*	4/2003	Maddy	D9/574

* cited by examiner

Primary Examiner—Ted Shooman

Assistant Examiner—Carol Rademaker

(74) *Attorney, Agent, or Firm*—Baker Donelson

(57) **CLAIM**

The ornamental design for a bottle, as shown and described.

DESCRIPTION

FIG. 1 is a perspective view of a bottle showing my new design.

FIG. 2 is a front view of the bottle shown in FIG. 1, the rear view being a mirror image thereof.

FIG. 3 is a right side view of the bottle shown in FIG. 1, the left side view being a mirror image thereof.

FIG. 4 is a top view of the bottle shown in FIG. 1; and, FIG. 5 is a bottom view of the bottle shown in FIG. 1.

The broken lines shown in FIGS. 1-5 are for illustrative purposes only and form no part of the claimed design.

1 Claim, 3 Drawing Sheets

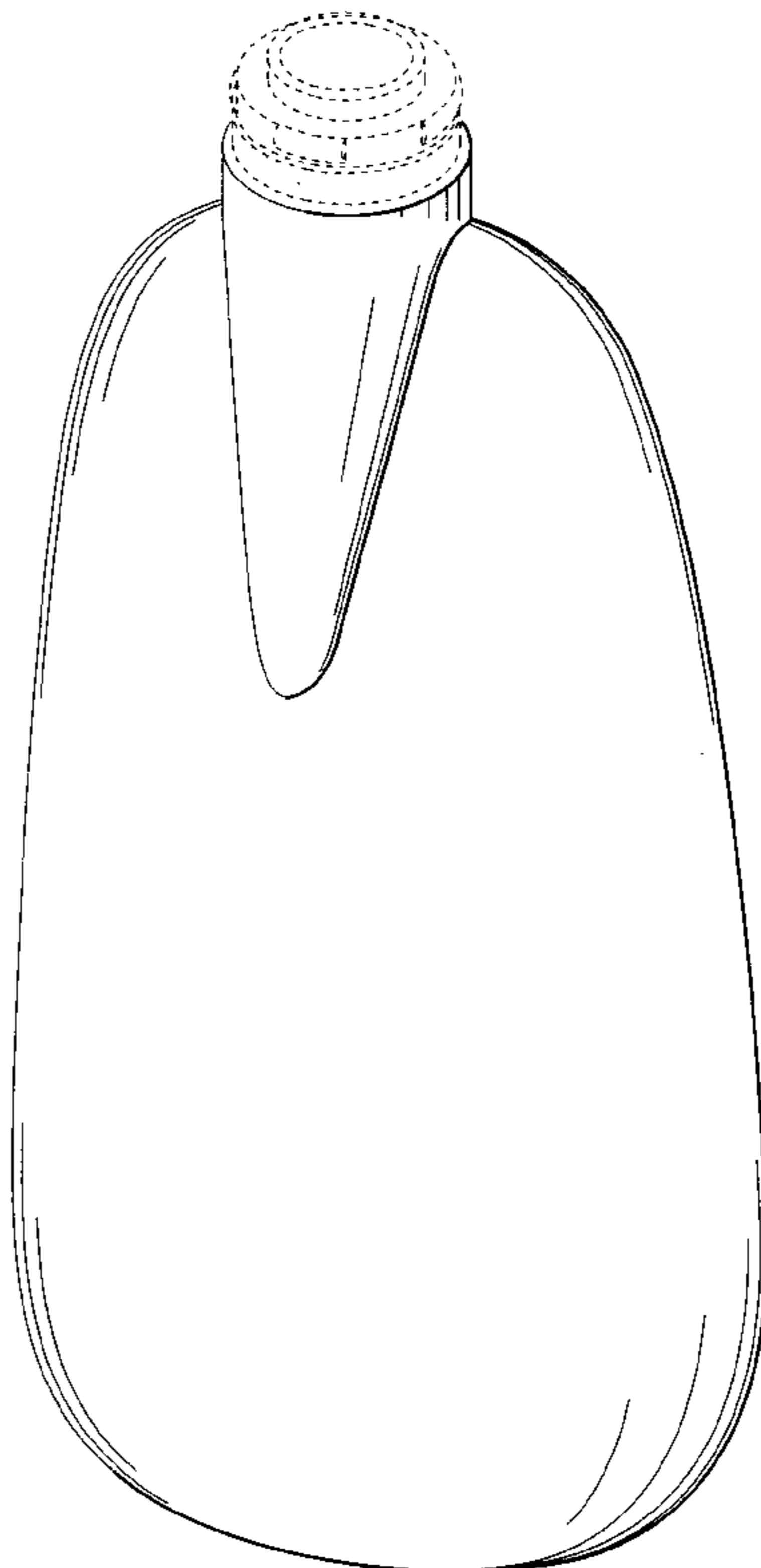


Fig. 1



Fig. 2

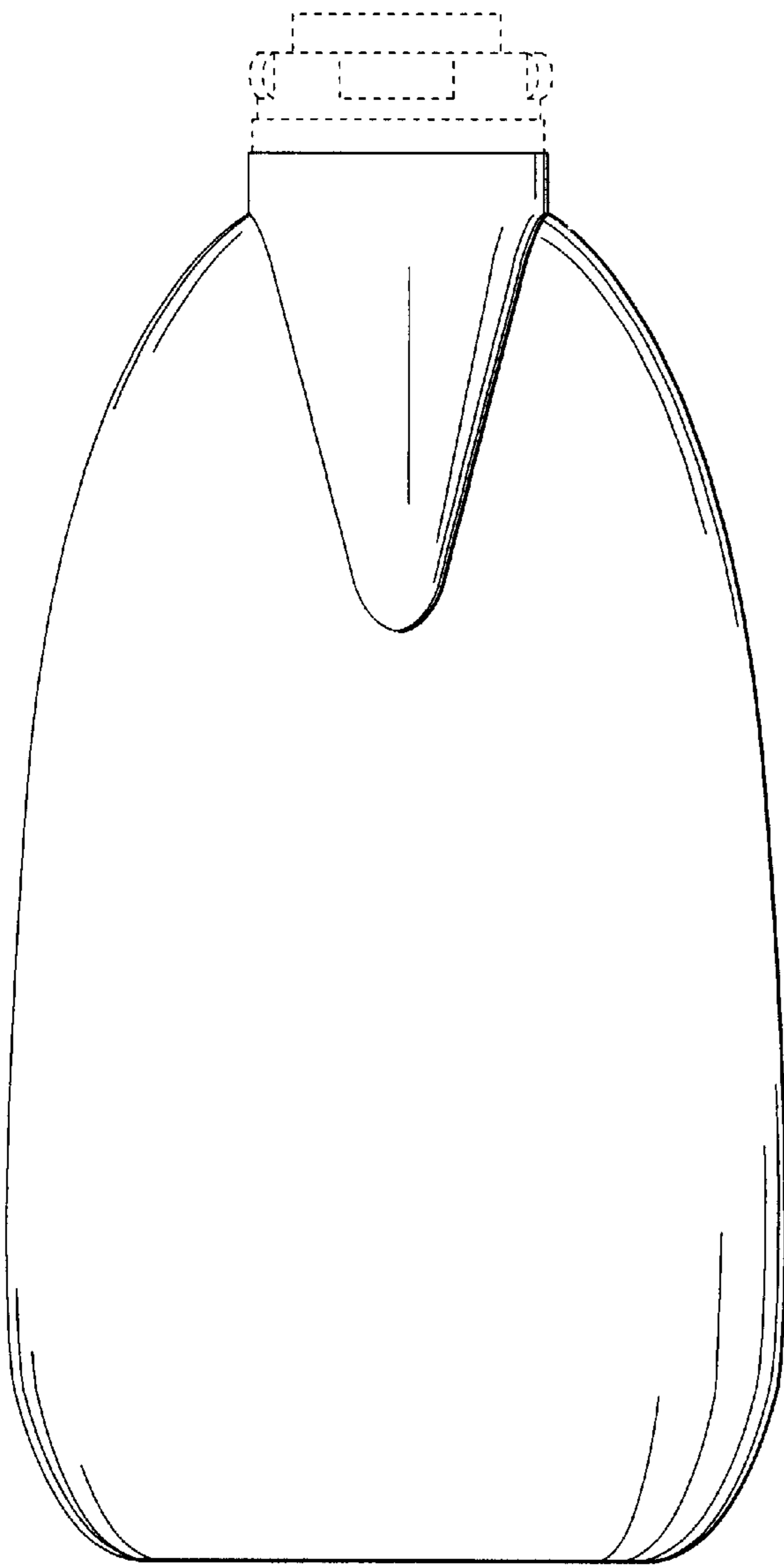


Fig. 3

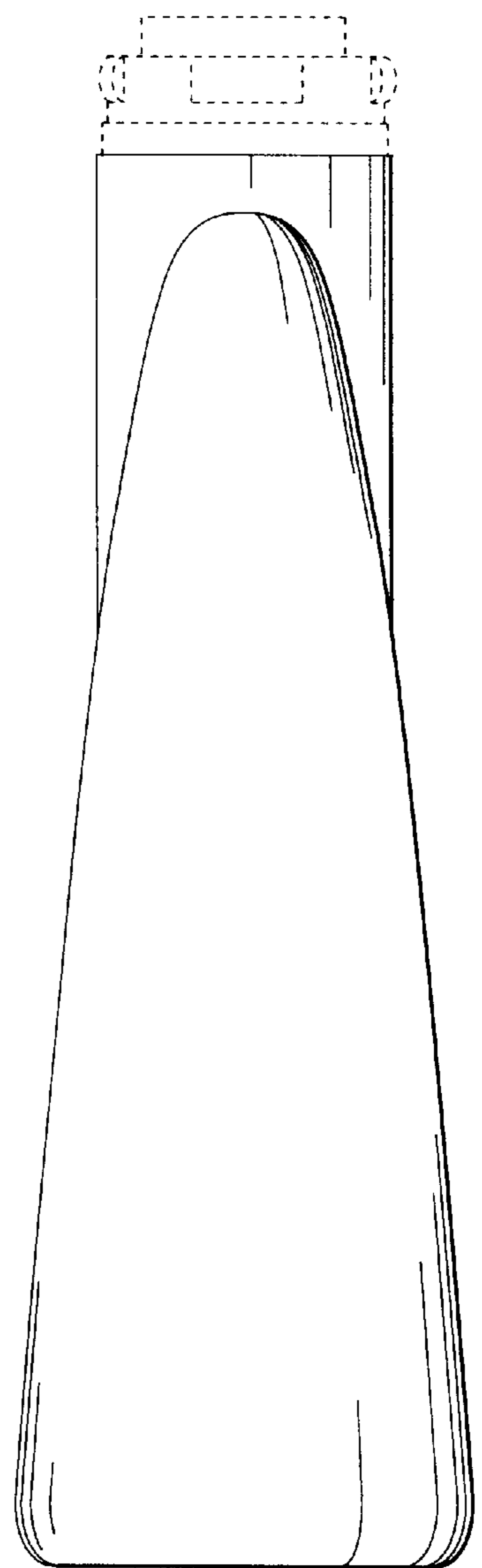


Fig. 4

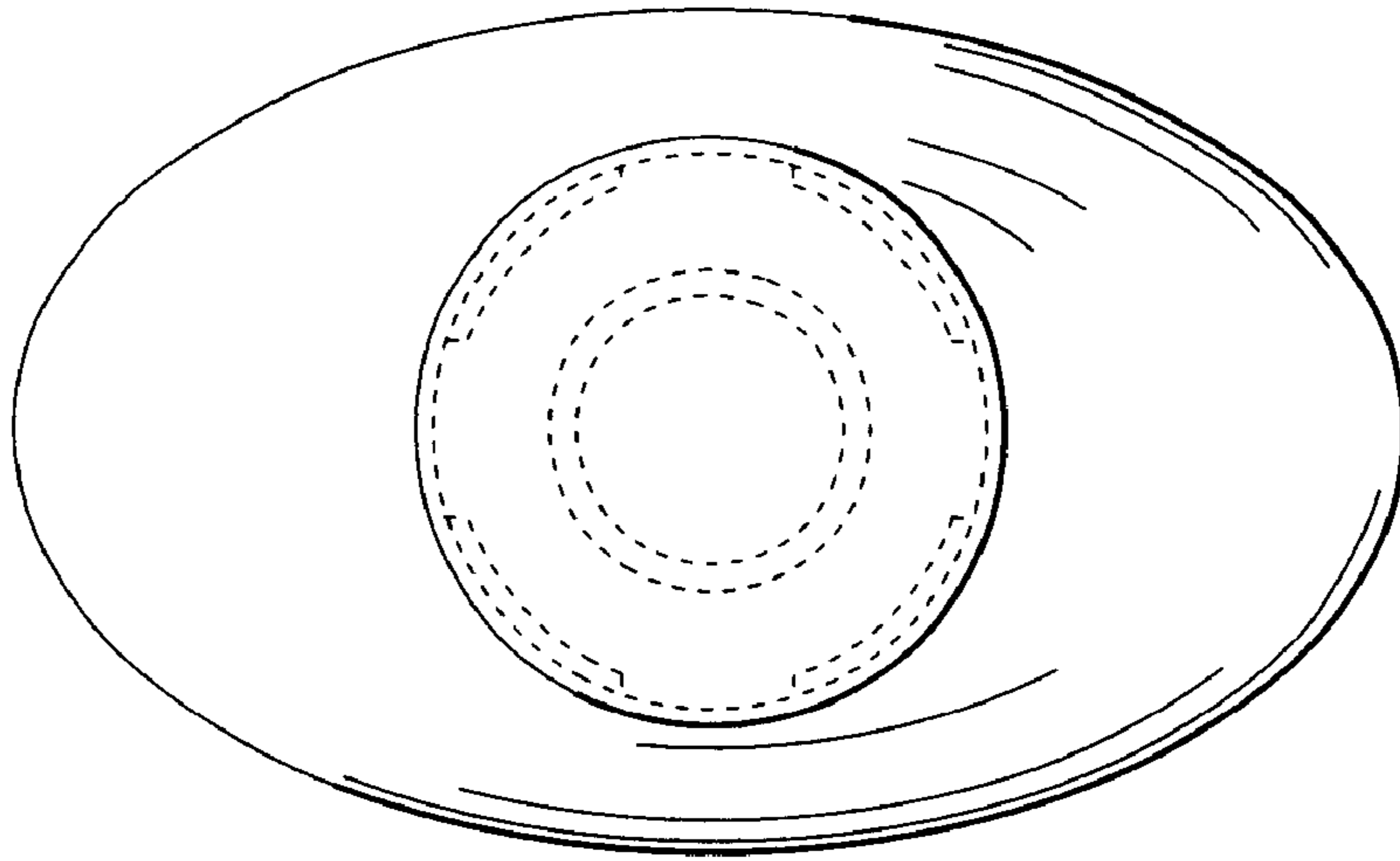


Fig. 5

