



US00D482284S

(12) **United States Design Patent**  
Cantone et al.

(10) **Patent No.:** **US D482,284 S**

(45) **Date of Patent:** **\*\* Nov. 18, 2003**

(54) **FRUSTO-CONICAL CONTAINER**

(75) Inventors: **Thomas J. Cantone**, Oceanside, NY (US); **Frederick Caputo**, Brooklyn, NY (US)

(73) Assignee: **NP<sup>2</sup> LLC**, Oceanside, NY (US)

(\*\*) Term: **14 Years**

D295,259 S	4/1988	Goettner
4,932,802 A	6/1990	Cantone
D399,658 S	10/1998	Nosella
D406,921 S	3/1999	Roeder
5,897,262 A	4/1999	Bratby-Carey
D427,909 S	7/2000	Doritty et al.
D439,010 S	3/2001	Sogaro
6,200,045 B1	3/2001	Hahn et al.
D449,224 S	10/2001	Kaufman

**OTHER PUBLICATIONS**

“Practical and Innovative Package”, Export Magazine, (©1994 Image Laboratories, Inc., Oxnard, CA), p. 57 (submitted in color with three additional enlargements).

*Primary Examiner*—Pamela Burgess  
*Assistant Examiner*—Lavone D. Tabor  
(74) *Attorney, Agent, or Firm*—Michaelson & Wallace; Peter L. Michaelson; Arthur L. Liberman

(21) Appl. No.: **29/176,865**

(22) Filed: **Feb. 28, 2003**

**Related U.S. Application Data**

(62) Division of application No. 29/147,515, filed on Aug. 30, 2001, now Pat. No. Des. 474,341.

(51) **LOC (7) Cl.** ..... **09-01**

(52) **U.S. Cl.** ..... **D9/502; D9/504**

(58) **Field of Search** ..... D4/116; D9/341, D9/347, 500, 504, 529, 538, 539, 549; D28/7, 76, 88; 132/73, 74.5; 215/6, 383, 384; 401/126, 127, 129

(57) **CLAIM**

The ornamental design for a frusto-conical container, as shown.

**DESCRIPTION**

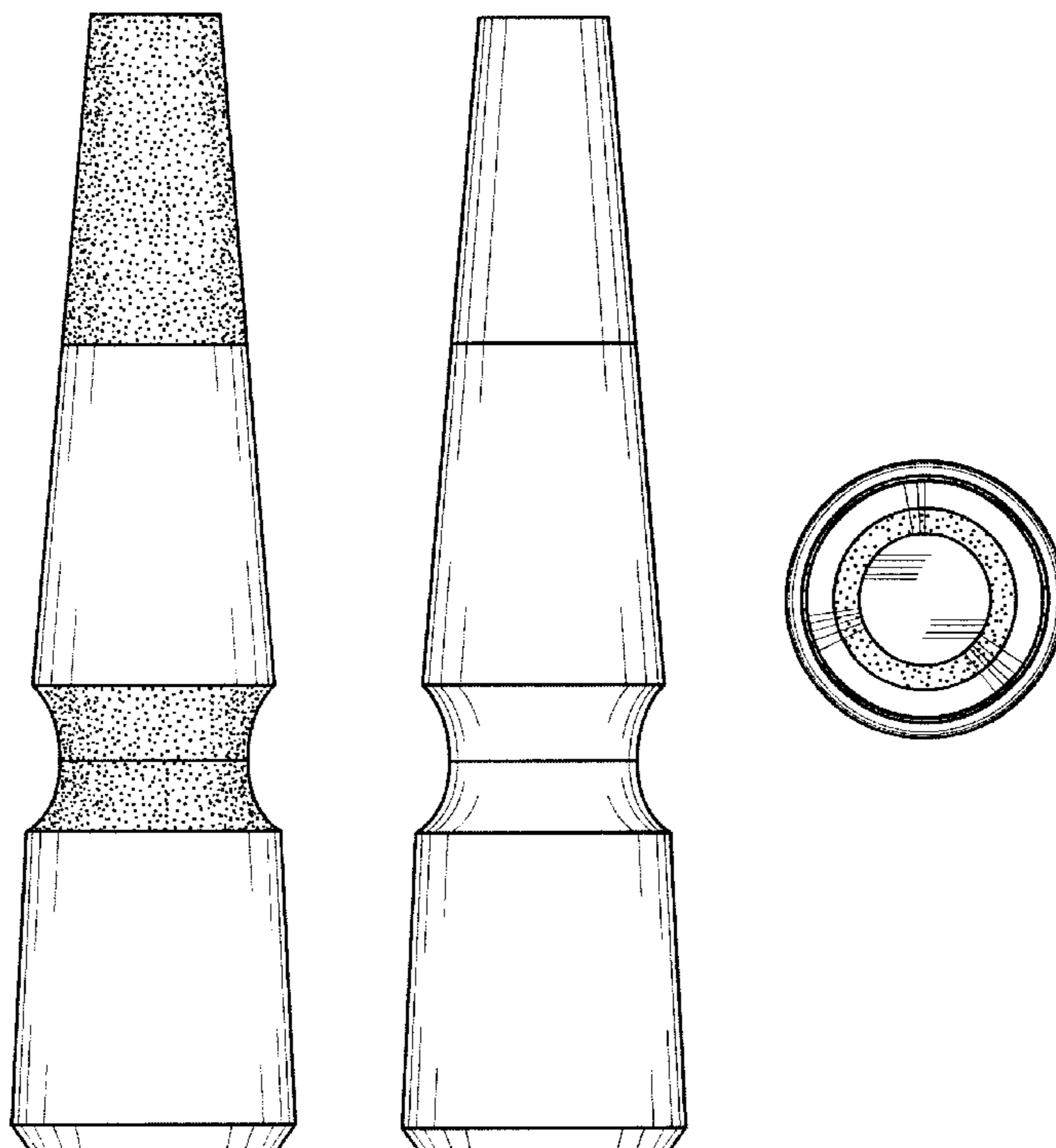
FIG. 1 is a first embodiment of a frusto-conical container showing our new design;  
FIG. 2 is a second embodiment of the frusto-conical container;  
FIG. 3 is a top plan view of FIG. 2;  
FIG. 4 is a top plan view of FIG. 1; and,  
FIG. 5 is a bottom plan view of FIG. 1.

(56) **References Cited**

**U.S. PATENT DOCUMENTS**

2,865,384 A	12/1958	Noon
D215,083 S	9/1969	Carter
3,885,578 A	5/1975	Hicks
D261,109 S	10/1981	Rosenblatt et al.
D286,023 S	10/1986	O'Reilly
4,703,863 A	11/1987	Kohus

**1 Claim, 2 Drawing Sheets**






FIG. 1

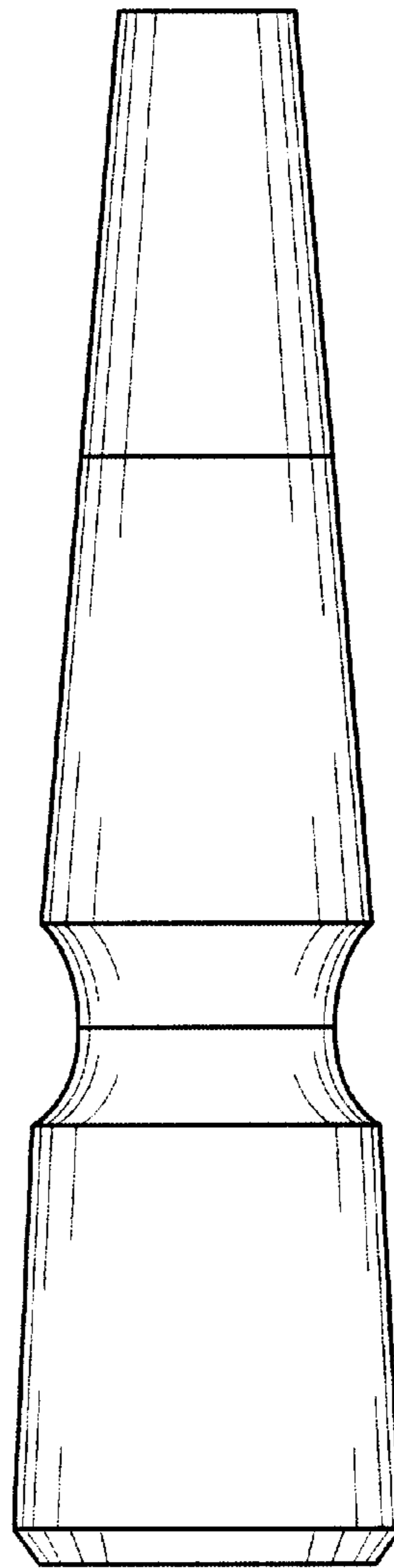


FIG. 2

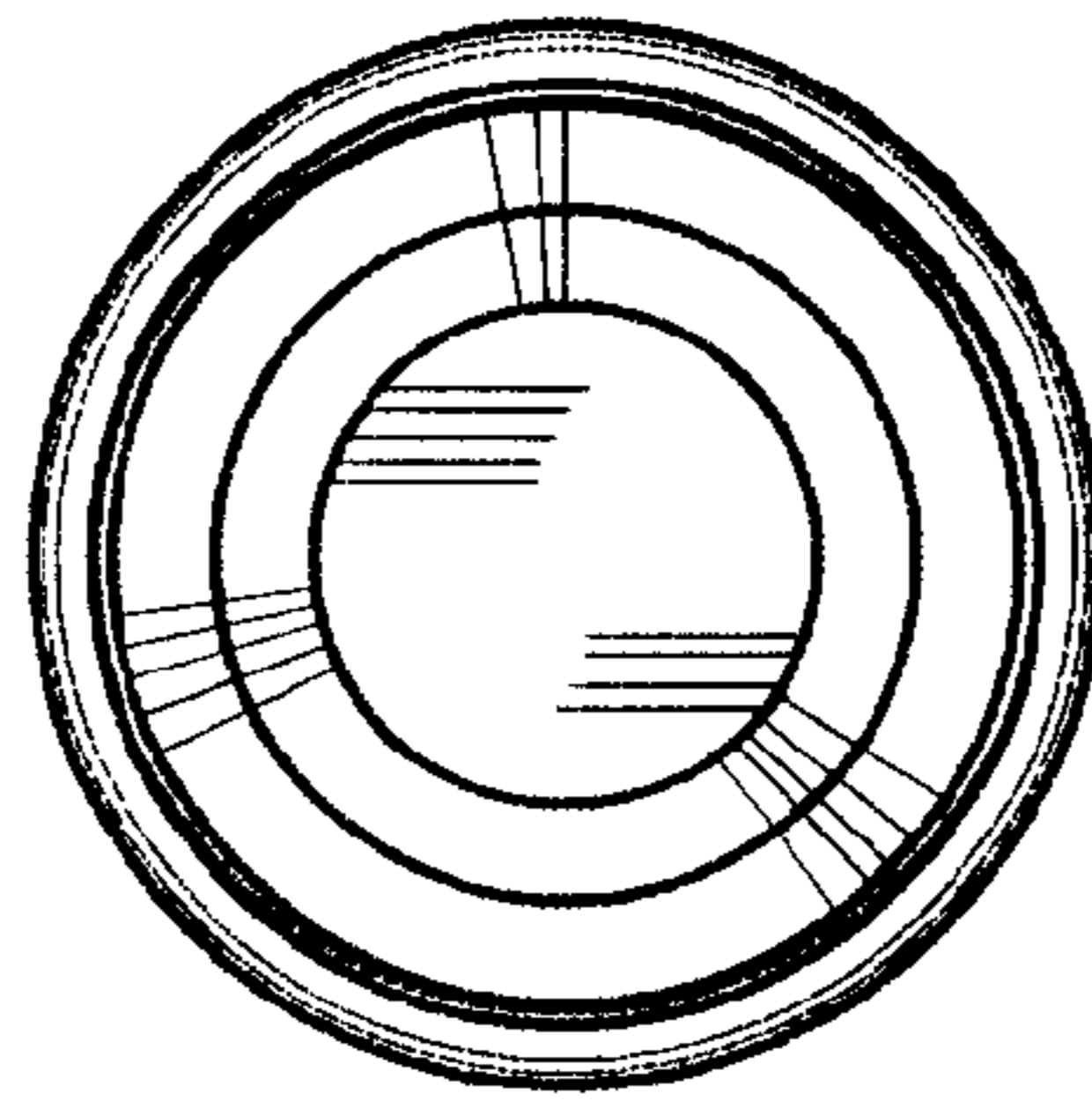


FIG. 3

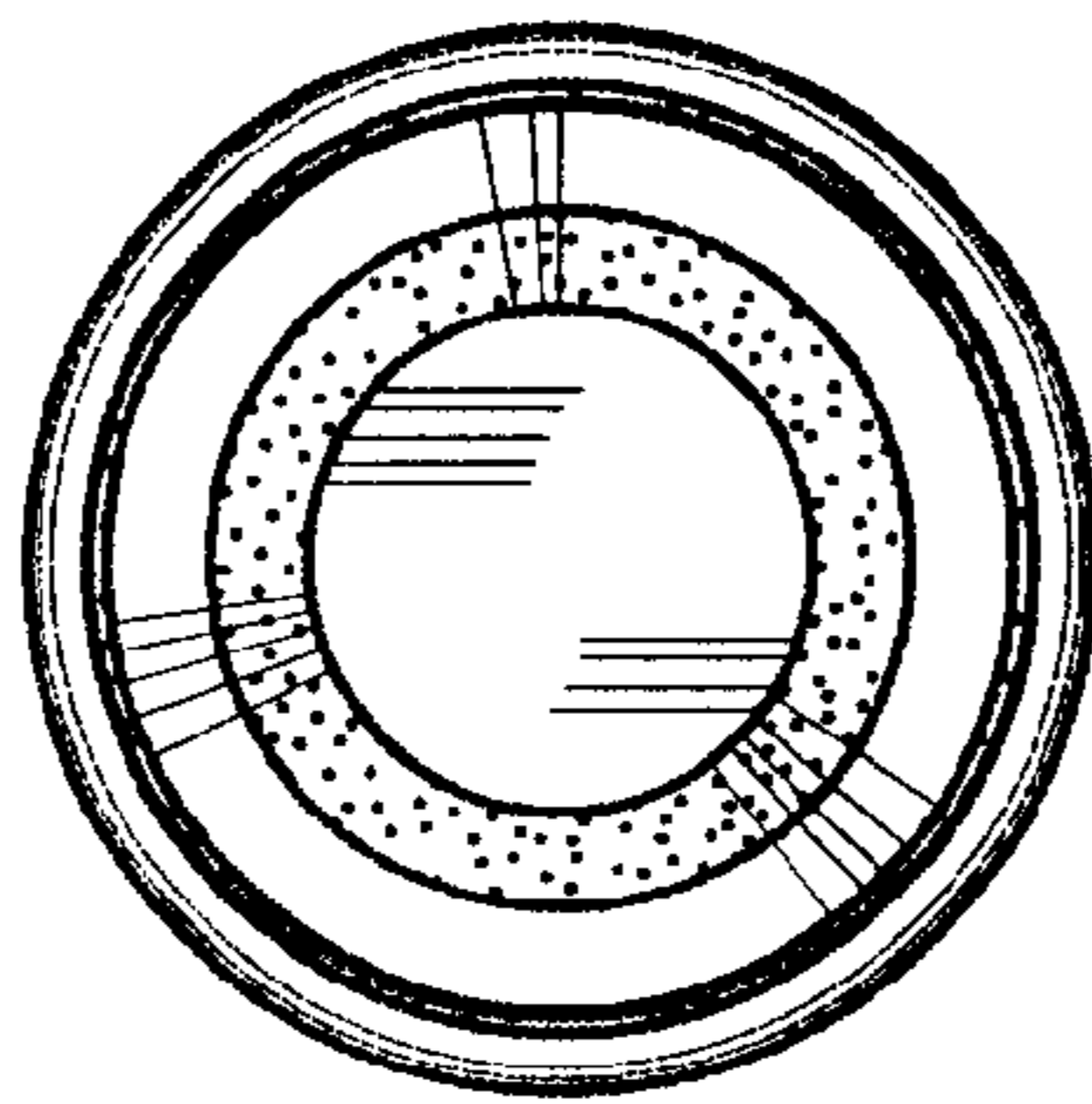


FIG. 4

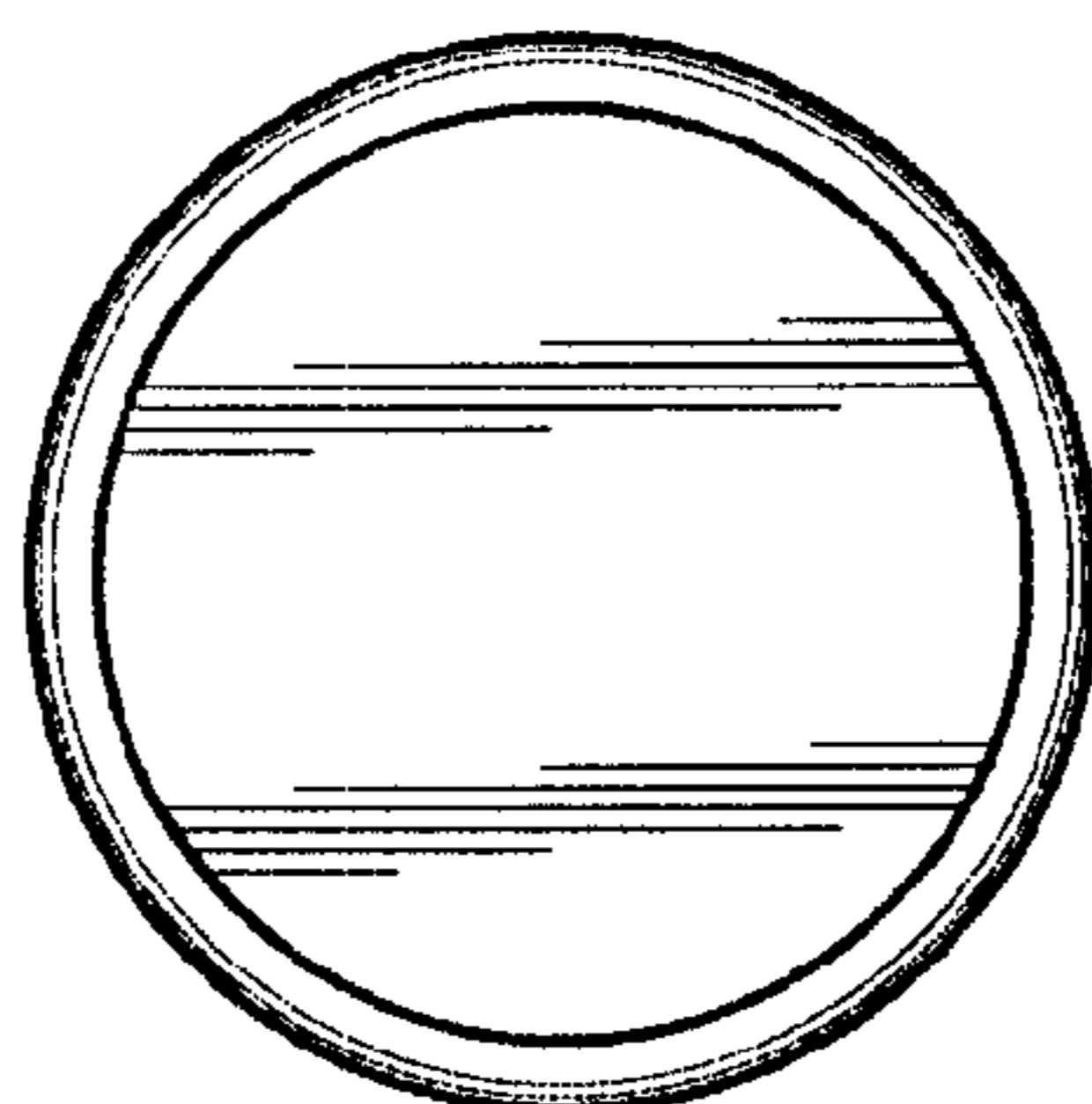


FIG. 5