



US00D482269S

(12) **United States Design Patent** (10) **Patent No.:** **US D482,269 S**
Martello (45) **Date of Patent:** **** Nov. 18, 2003**

(54) **CABLE CLIP**

(76) Inventor: **Gilbert A. Martello**, 2900 Rockefeller Rd., Willoughby Hills, OH (US) 44092

(**) Term: **14 Years**

(21) Appl. No.: **29/164,660**

(22) Filed: **Jul. 29, 2002**

(51) **LOC (7) Cl.** **08-08**

(52) **U.S. Cl.** **D8/395; D8/396; D8/356**

(58) **Field of Search** **D8/394-396, 356, D8/371; 24/563, 343, 115 R, 710.5; 248/72.2, 227.1, 215, 231.81, 300, 301, 316.7, 489, 49, 51**

(56) **References Cited**

U.S. PATENT DOCUMENTS

- 514,222 A * 2/1894 Hall 248/489
- 1,866,691 A * 7/1932 Worley, Jr. et al. 24/710.5
- D255,774 S * 7/1980 Soucy D8/371
- D262,183 S * 12/1981 Brown et al. D8/371
- D447,936 S * 9/2001 Kachines D8/394

* cited by examiner

Primary Examiner—Louis S. Zarfaz

Assistant Examiner—Gregory Andoll

(74) *Attorney, Agent, or Firm*—Renner, Kenner, Greive, Bobak, Taylor & Weber

(57) **CLAIM**

The ornamental design for a cable clip, as shown and described.

DESCRIPTION

FIG. 1 is a perspective view of a cable clip according to the present invention with an object on which the clip hangs and a cable supported in the clip shown for environmental purposes and depicted in ghost lines to illustrate that they form no part of the claimed invention;

FIG. 2 is a front elevational view;

FIG. 3 is a rear elevational view; and,

FIG. 4 is a left side elevational view with the right side being a mirror image thereof.

1 Claim, 1 Drawing Sheet




FIG.-1

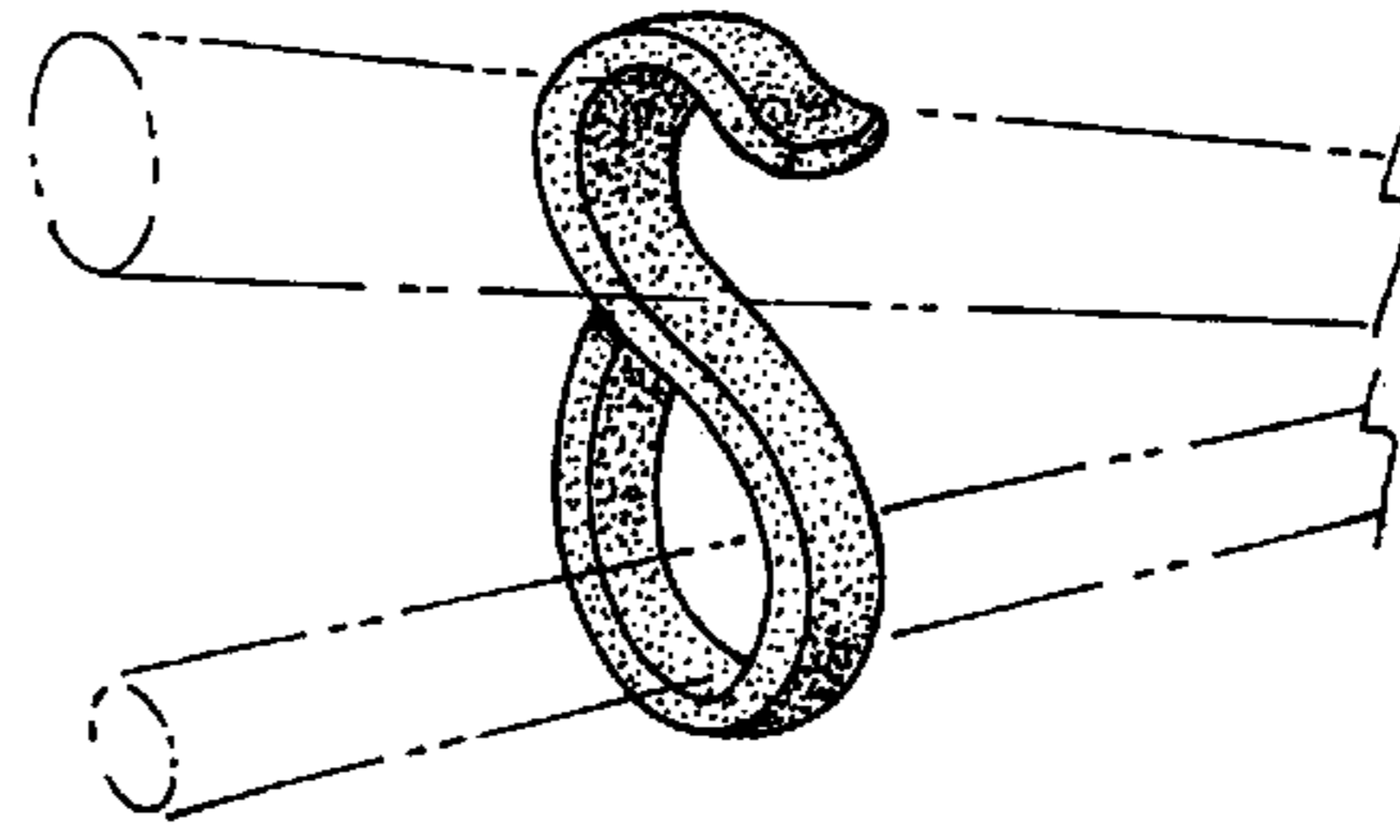


FIG.-2




FIG.-3




FIG.-4

