



US00D482264S

(12) **United States Design Patent**
Shiffler

(10) **Patent No.:** **US D482,264 S**

(45) **Date of Patent:** **** Nov. 18, 2003**

(54) **FLOOR ENGAGING SURFACE STRUCTURE FOR A FURNITURE CAP OR GLIDE**

(75) Inventor: **John Shiffler**, Mentor, OH (US)

(73) Assignee: **Shiffler Equipment Sales, Inc.**, Chardon, OH (US)

(**) Term: **14 Years**

(21) Appl. No.: **29/174,425**

(22) Filed: **Jan. 17, 2003**

(51) **LOC (7) Cl.** **08-05**

(52) **U.S. Cl.** **D8/374**

(58) **Field of Search** D8/374; 248/346.11

(56) **References Cited**

U.S. PATENT DOCUMENTS

539,698 A	*	5/1895	Milligan	248/346.11
2,301,385 A		11/1942	Ehrgott		
2,836,843 A		6/1958	Gallagher		
2,878,509 A		3/1959	Fisher		
2,902,794 A		9/1959	Ehrgott		
2,919,514 A		1/1960	King		
2,968,116 A		1/1961	Arenson		
3,213,963 A		10/1965	Vogt		
3,326,508 A		6/1967	Born		
3,333,805 A		8/1967	Marshall		
3,641,620 A		2/1972	Hage		
3,646,633 A		3/1972	Meinhardt		
4,327,461 A		5/1982	Wisniewski		
4,798,359 A		1/1989	Ball		
4,833,823 A	*	5/1989	Edwards, III	47/39
5,010,621 A		4/1991	Bock		
5,170,972 A		12/1992	Guell		
5,191,676 A		3/1993	Gerner		
5,220,705 A		6/1993	Bushey		

5,287,595 A	2/1994	Stevens	
5,426,818 A	6/1995	Bushey	
5,465,430 A	11/1995	Davis	
5,557,824 A	9/1996	Bushey	
D379,582 S	* 6/1997	Adams D8/374
D383,377 S	9/1997	Sellers	
5,680,673 A	10/1997	Beshore	
5,820,217 A	10/1998	Horner et al.	
D418,375 S	* 1/2000	Goodman et al. D7/624.1
6,324,725 B1	12/2001	Green	

* cited by examiner

Primary Examiner—Holly Baynham

(74) *Attorney, Agent, or Firm*—Rankin, Hill, Porter & Clark LLP

(57) **CLAIM**

The ornamental design for a floor engaging surface structure for a furniture cap or glide, as shown and described.

DESCRIPTION

FIG. 1 is a bottom perspective view of the floor engaging surface structure for furniture cap or glide according to the present invention.

FIG. 2 is a bottom plan view.

FIG. 3 is a front side view of the design, the rear, left and right side being identical thereto; and,

FIG. 4 is a bottom perspective view showing the floor engaging surface structure for furniture cap or glide according to the present invention.

The surfaces or portions of the article shown in dashed lines in the drawings are provided for clarity and to show environmental or structural elements that do not form a part of the present design. The surface(s) or portion(s) of the article not shown in the drawing or described in the specification form(s) no part of the claimed design.

1 Claim, 2 Drawing Sheets

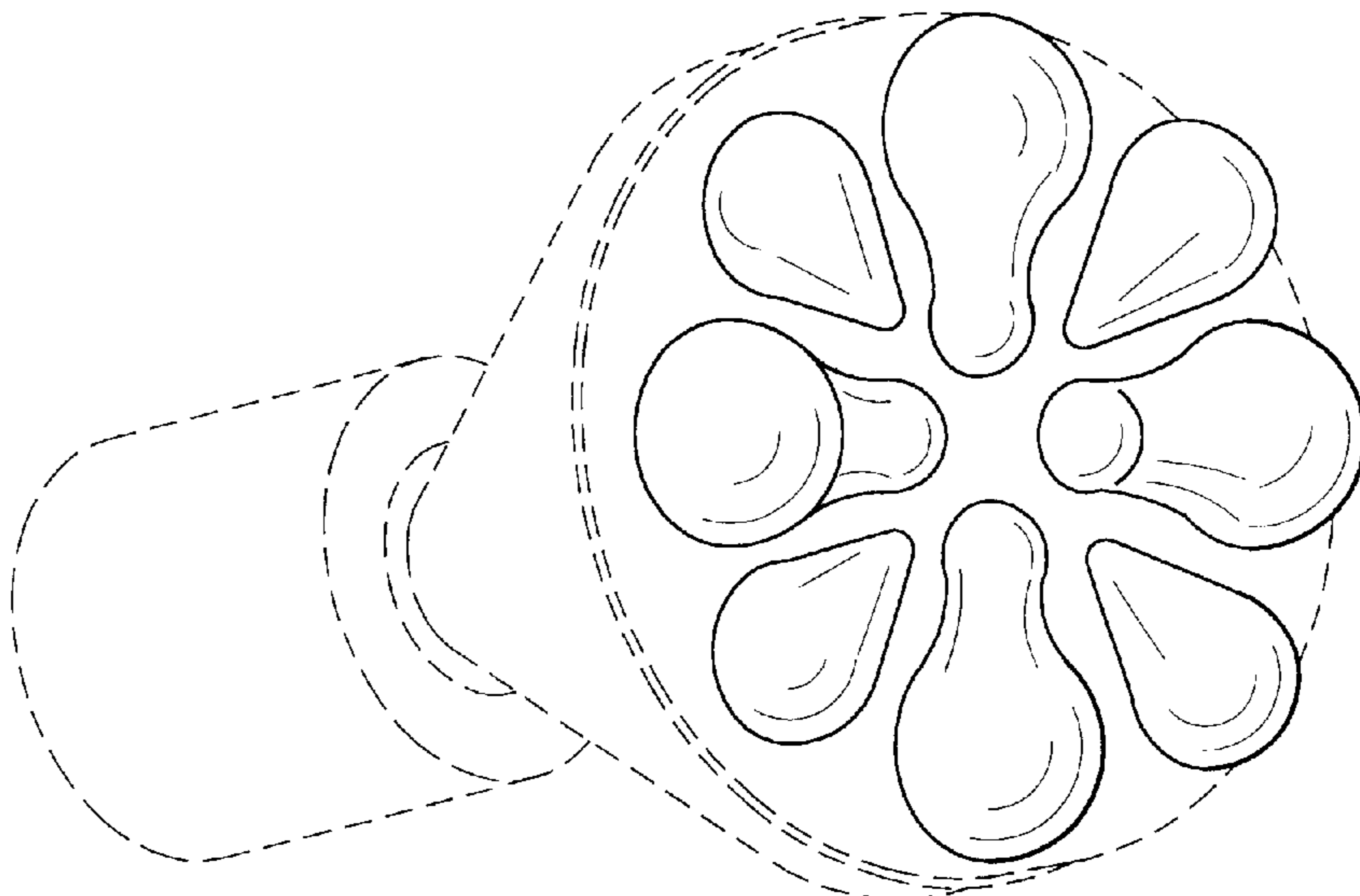


FIG. 1





FIG. 3




FIG. 2

FIG. 4

