



US00D482233S

(12) **United States Design Patent**  
**Rae**

(10) **Patent No.:** **US D482,233 S**

(45) **Date of Patent:** **\*\* Nov. 18, 2003**

(54) **HANDLE SET FOR ARTICLE OF COOKWARE**

(75) Inventor: **Bob Rae, Kowloon (HK)**

(73) Assignee: **Meyer Intellectual Properties Limited, Kowloon (HK)**

(\*\*) Term: **14 Years**

(21) Appl. No.: **29/176,003**

(22) Filed: **Feb. 14, 2003**

(51) **LOC (7) Cl.** ..... **07-02**

(52) **U.S. Cl.** ..... **D7/393**

(58) **Field of Search** ..... D7/393-395, 354-361; D8/107; 16/110.1, 422, 430, 431, 436, DIG. 12, DIG. 18, DIG. 19; 220/573.1-573.5, 752-755, 769-771, 912

(56) **References Cited**

**U.S. PATENT DOCUMENTS**

4,794,666 A \* 1/1989 Kim ..... 220/753

D461,363 S \* 8/2002 Law ..... D7/395

\* cited by examiner

*Primary Examiner*—Terry A. Wallace

(74) *Attorney, Agent, or Firm*—Wood, Herron & Evans, L.L.P.

(57) **CLAIM**

The ornamental design for “handle set for article of cookware”, as shown and described.

**DESCRIPTION**

FIG. 1 is a perspective view of “handle set for article of cookware” showing my new design;

FIG. 2 is a top view thereof;

FIG. 3 is a bottom view thereof;

FIG. 4 is a side view thereof;

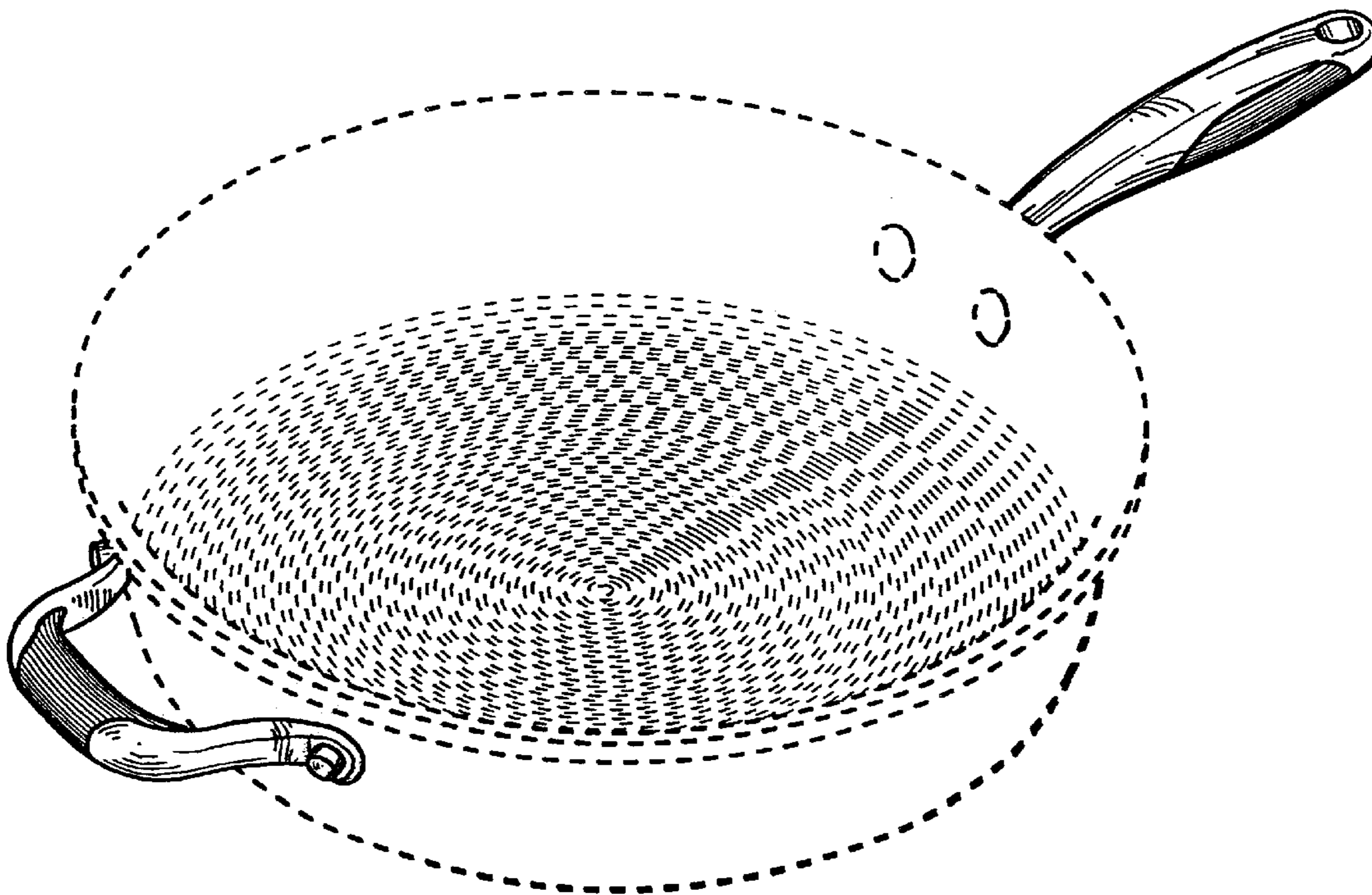
FIG. 5 is another side view thereof;

FIG. 6 is a front view thereof; and,

FIG. 7 is a rear view thereof.

The part of the drawings shown in phantom lines depicts the environment of my new design and forms no part of the design.

**1 Claim, 6 Drawing Sheets**



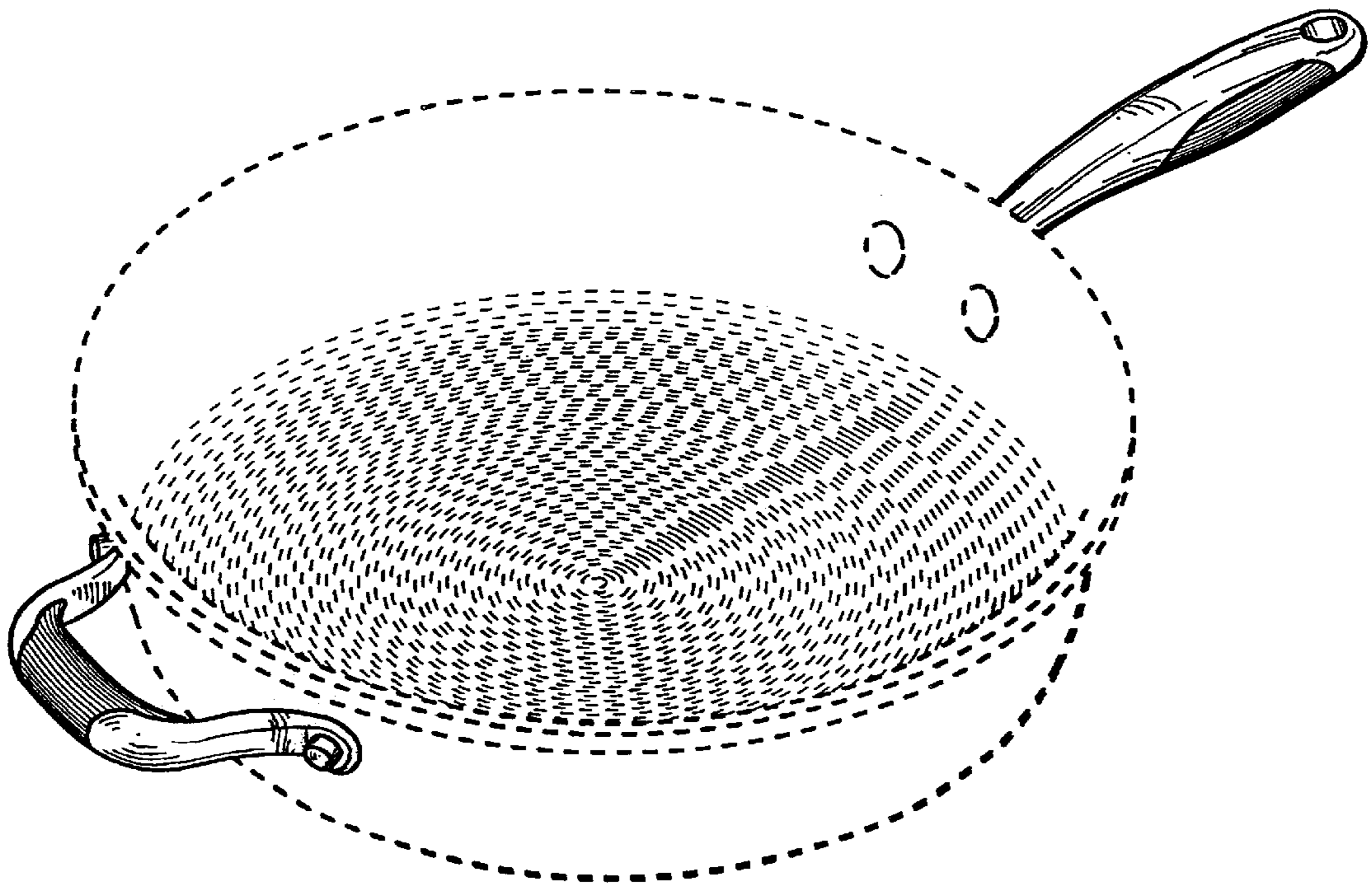


FIG. 1

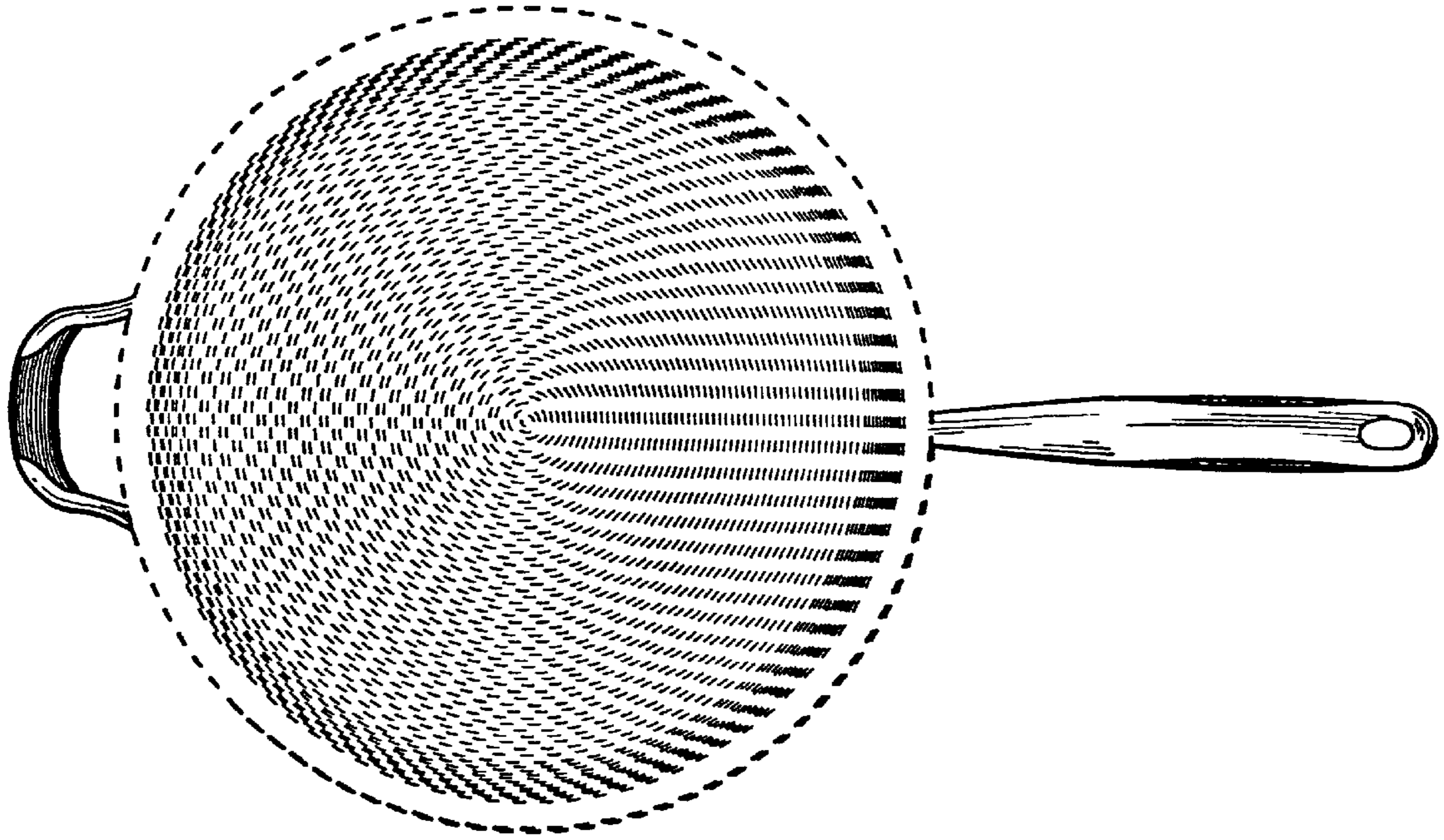


FIG. 2

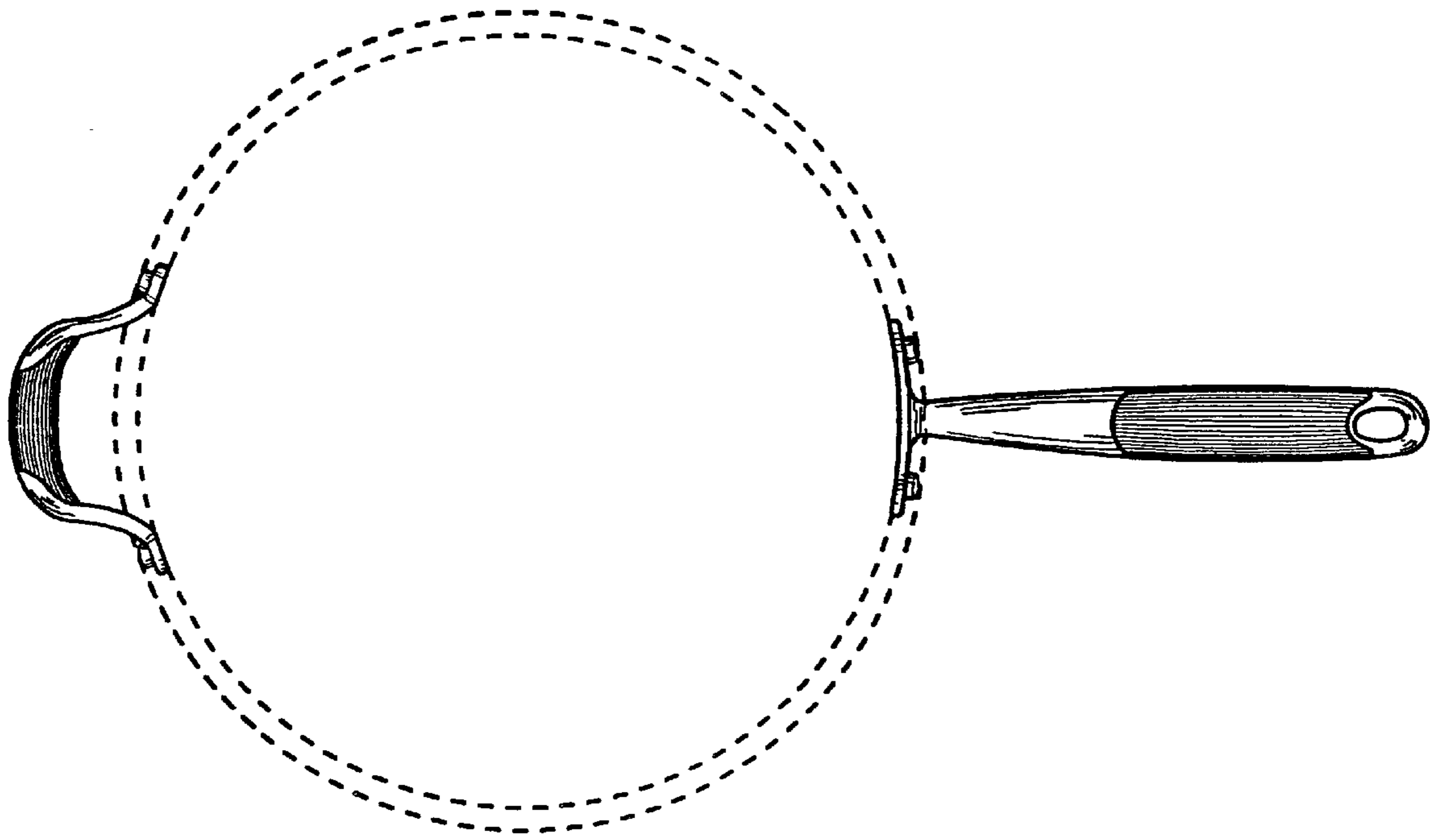


FIG. 3




FIG. 4






FIG. 5

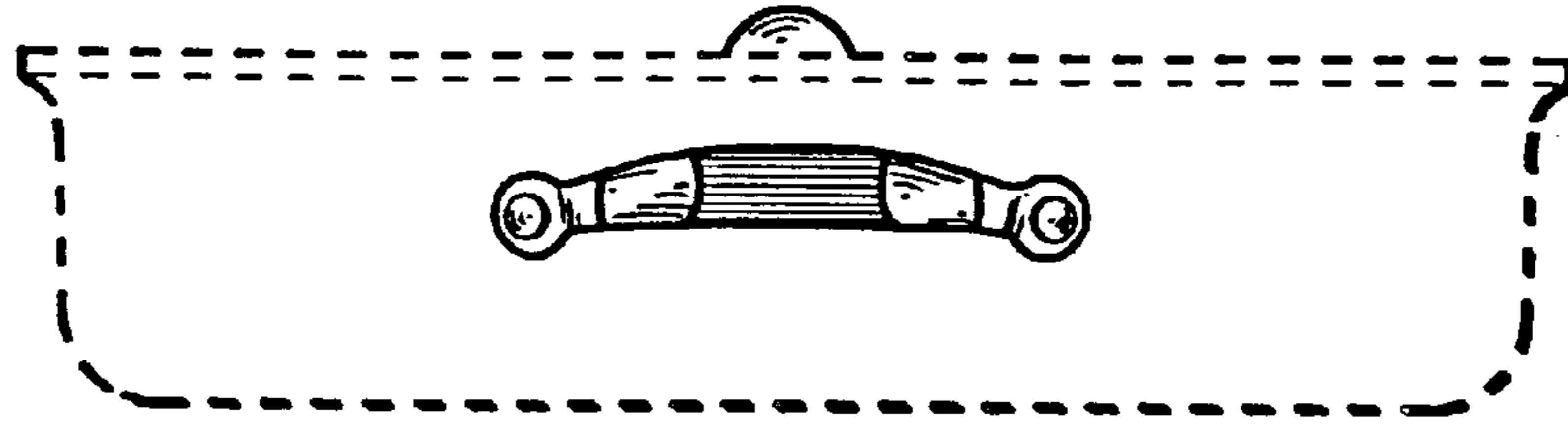


FIG. 6




FIG. 7

UNITED STATES PATENT AND TRADEMARK OFFICE  
**CERTIFICATE OF CORRECTION**

PATENT NO. : Des. 482,233 S  
DATED : November 18, 2003  
INVENTOR(S) : Rae

Page 1 of 1

It is certified that error appears in the above-identified patent and that said Letters Patent is hereby corrected as shown below:

Title page,

Item [75], the inventor's name reads "**Bob Rae,**" however, the inventor's name should read -- **Robert A. Rae.** --

Signed and Sealed this

Twenty-fifth Day of May, 2004

A handwritten signature in black ink that reads "Jon W. Dudas". The signature is written in a cursive style with a large, looped initial "J".

---

JON W. DUDAS  
*Acting Director of the United States Patent and Trademark Office*