



US00D482227S

(12) **United States Design Patent**
Walton

(10) **Patent No.:** **US D482,227 S**

(45) **Date of Patent:** **** Nov. 18, 2003**

(54) **BEVERAGE DISPENSER**

(75) Inventor: **Philip Andrew Walton**, Bishop
Auckland (GB)

(73) Assignee: **EBAC Limited** (GB)

(**) Term: **14 Years**

(21) Appl. No.: **29/178,010**

(22) Filed: **Mar. 19, 2003**

(30) **Foreign Application Priority Data**

Oct. 9, 2002 (GB) 3007591

(51) **LOC (7) Cl.** **07-01**

(52) **U.S. Cl.** **D7/306**

(58) **Field of Search** D7/306, 307, 308,
D7/311, 300; 222/146.6, 400.7, 156, 183;
D23/207; 62/389, 390; 165/145, 150

(56) **References Cited**

U.S. PATENT DOCUMENTS

D106,030 S * 9/1937 Gibson D7/306
D143,887 S * 2/1946 Thompson D7/307

D236,170 S * 7/1975 Birrell D7/311

5,553,751 A * 9/1996 Mowers 222/183

D423,862 S * 5/2000 Mravlja, Jr. et al. D7/306

D456,663 S * 5/2002 Chew D7/306

D464,226 S * 10/2002 Lassota et al. D7/306

* cited by examiner

Primary Examiner—M. N. Pandozzi

(74) *Attorney, Agent, or Firm*—Ira S. Dorman

(57) **CLAIM**

The ornamental design for a beverage dispenser, as shown.

DESCRIPTION

FIG. 1 is a front perspective view of the beverage dispenser embodying the present invention;

FIG. 2 is a rear perspective view of the beverage dispenser;

FIG. 3 is a front elevational view of the beverage dispenser;

FIG. 4 is a rear elevational view of the beverage dispenser;

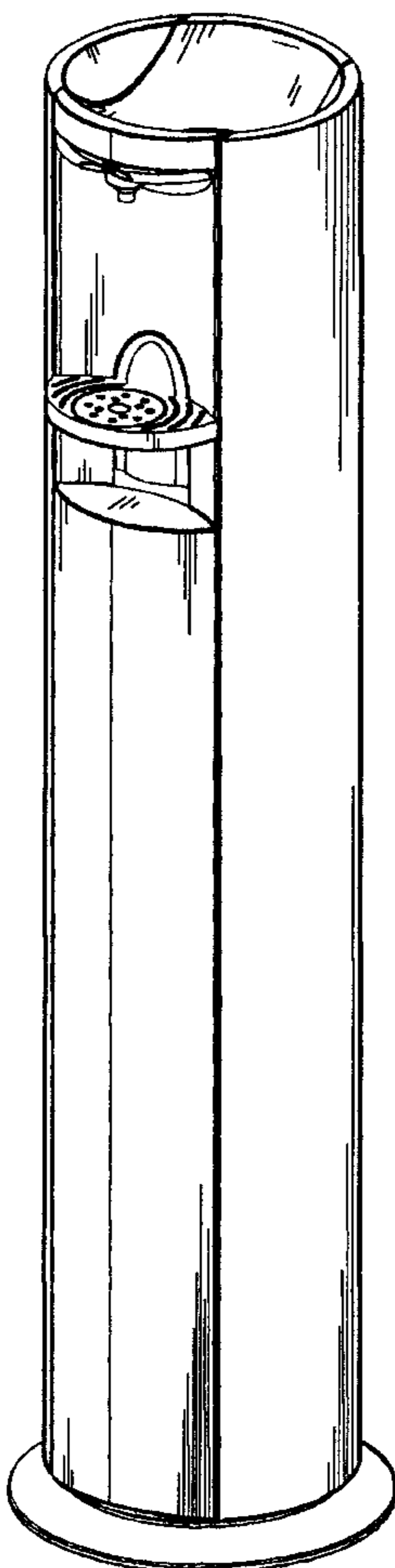
FIG. 5 a left side elevational view of the beverage dispenser;

FIG. 6 is a right side elevational view of the beverage dispenser;

FIG. 7 is a top plan view of the beverage dispenser; and,

FIG. 8 is a bottom plan view of the beverage dispenser.

1 Claim, 4 Drawing Sheets



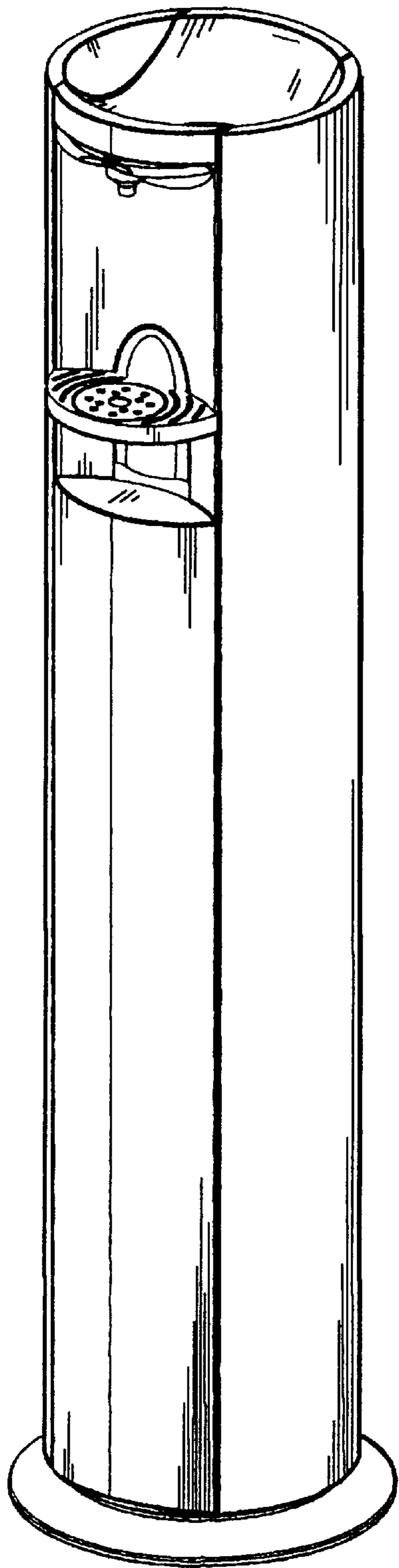


Fig. 1

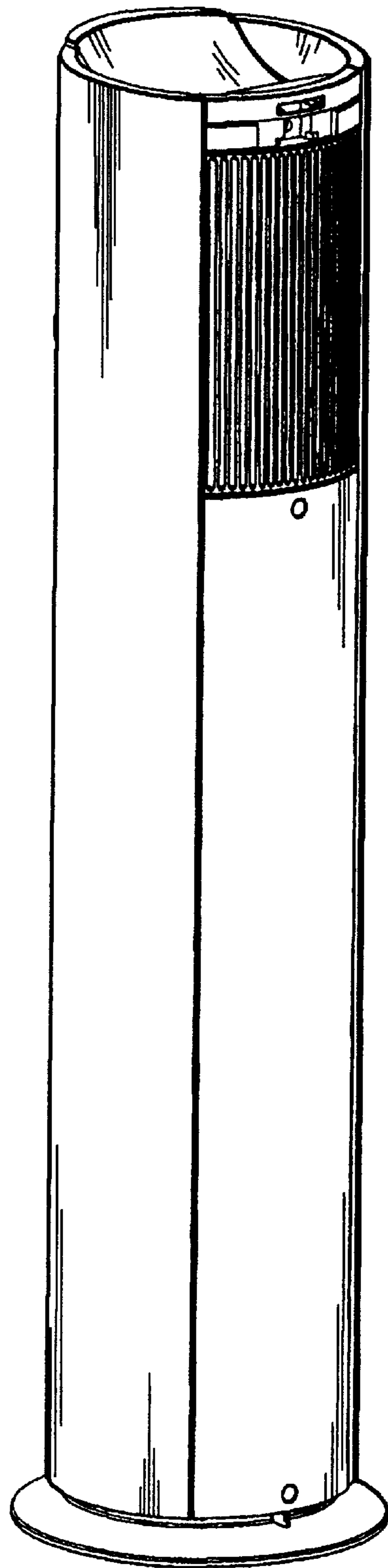


Fig. 2




Fig. 3

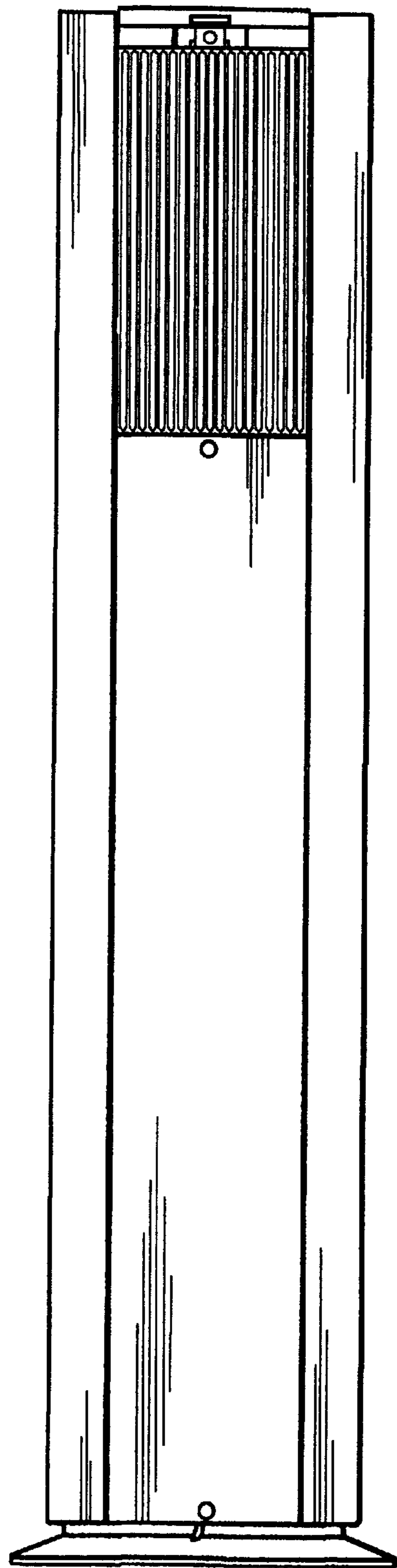


Fig. 4

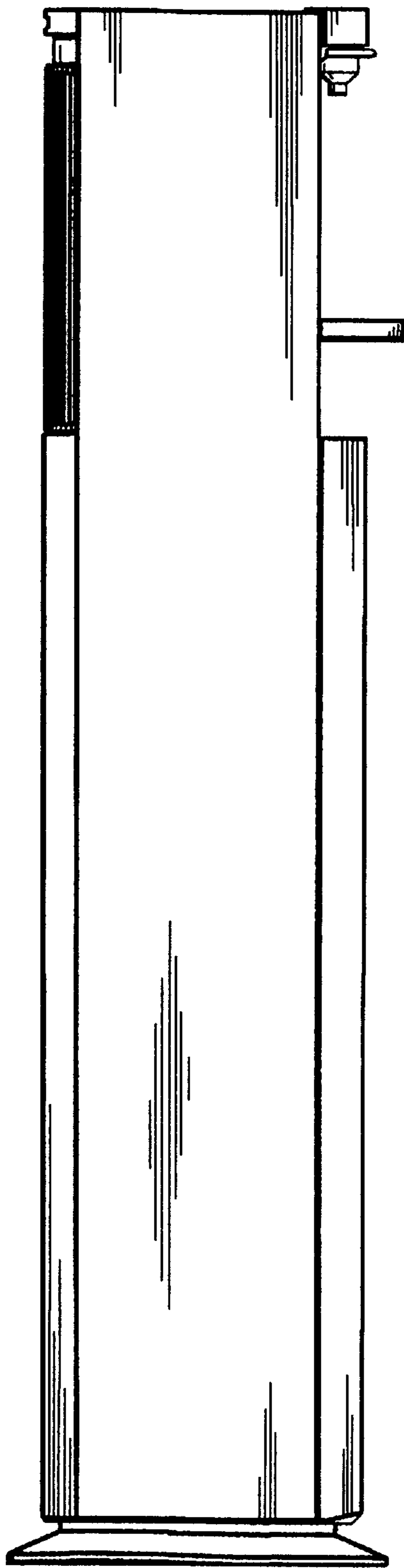


Fig. 5

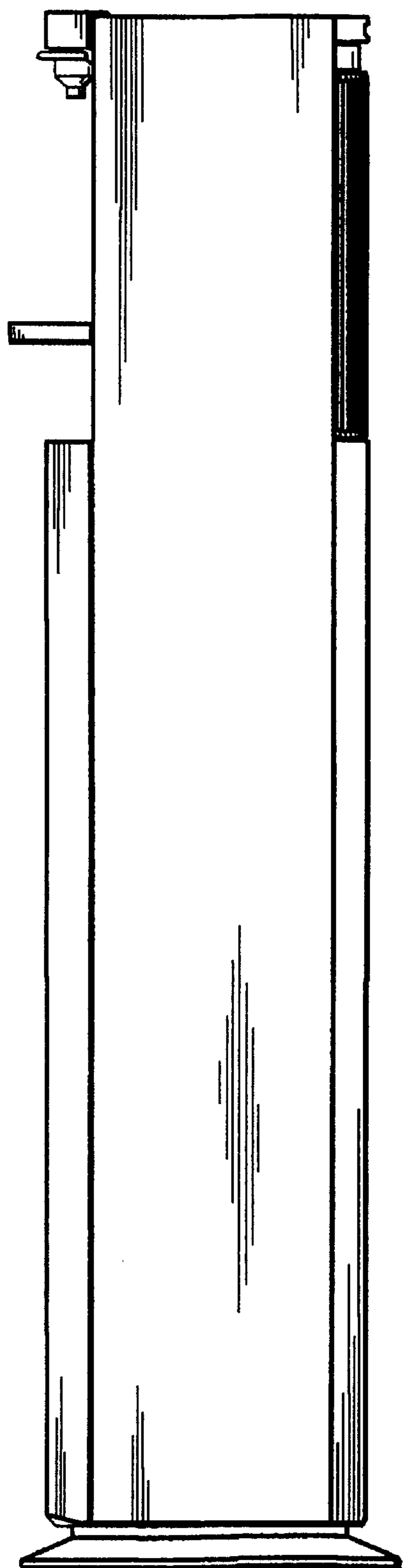


Fig. 6

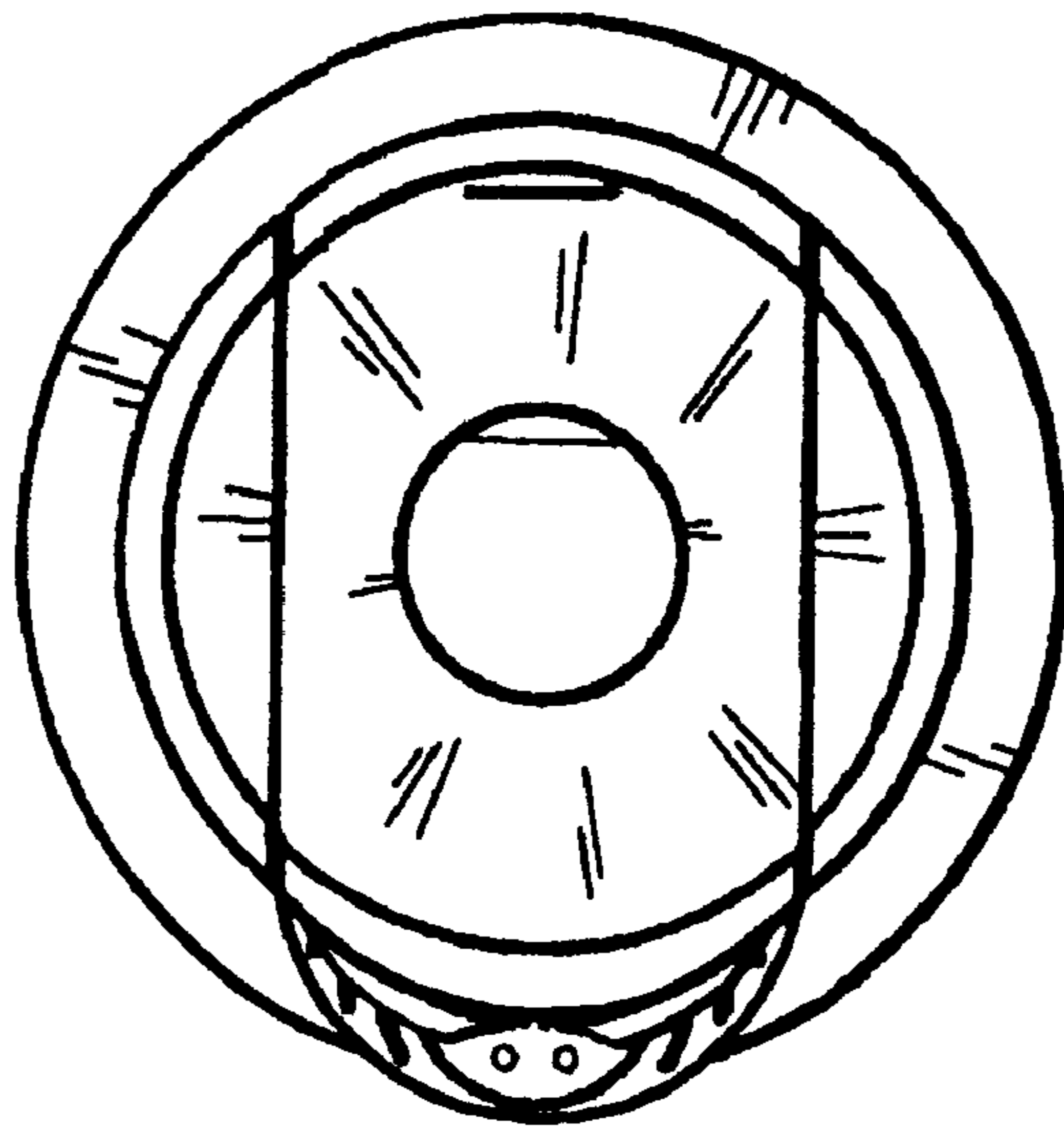


Fig. 7




Fig. 8