



US00D482224S

(12) **United States Design Patent**
DeCet

(10) **Patent No.:** **US D482,224 S**

(45) **Date of Patent:** **** Nov. 18, 2003**

(54) **COMBINATION BEACH TOWEL AND TOTE BAG**

(76) **Inventor:** **Dennis C. DeCet**, 4516 Lovers La., #255, Dallas, TX (US) 75225

(**) **Term:** **14 Years**

(21) **Appl. No.:** **29/176,583**

(22) **Filed:** **Feb. 26, 2003**

(51) **LOC (7) Cl.** **06-13**

(52) **U.S. Cl.** **D6/608**

(58) **Field of Search** D6/382, 383, 595, D6/596, 597, 599, 601, 602, 603, 604, 605, 606, 607, 608, 609, 610, 611, 612, 613, 614, 615; 5/417, 418, 419, 420, 482, 485, 490, 495, 496, 497, 499, 500, 502, 512, 630, 636, 652, 653, 654, 655, 655.3, 656, 907, 945, 946; 15/208, 209.1, 210.1; 139/396; 297/228.1, 229, 452.41

(56) **References Cited**

U.S. PATENT DOCUMENTS

2,479,203	A	*	8/1949	Brown	5/417
2,618,880	A	*	11/1952	Sourek	D6/595
2,731,997	A	*	1/1956	Muth et al.	D6/595
2,803,845	A	*	6/1957	Bradford	15/209.1
D293,060	S	*	12/1987	Botbol	D6/608
4,794,029	A	*	12/1988	Tennant	5/417.1
4,856,912	A	*	8/1989	Damus et al.	5/417

D316,791	S	*	5/1991	Carney et al.	D6/595
5,187,823	A	*	2/1993	Ferguson et al.	5/417
5,195,828	A	*	3/1993	Bush-Rodriquez	5/417
D339,710	S	*	9/1993	Perna, Jr.	D6/608
5,429,541	A	*	7/1995	Landon	5/417
D384,854	S	*	10/1997	Olender	D6/608
D386,348	S	*	11/1997	Weidman et al.	D6/601
5,693,398	A	*	12/1997	Granger	5/417
5,819,343	A	*	10/1998	Zampirri, Jr. et al.	5/418
5,971,611	A	*	10/1999	Rosengren	D6/608
D418,355	S	*	1/2000	DeCet	D6/595
6,176,356	B1	*	1/2001	Powley	5/420

* cited by examiner

Primary Examiner—Doris V. Coles

Assistant Examiner—T. Chase Nelson

(74) *Attorney, Agent, or Firm*—Joe D. Calhoun

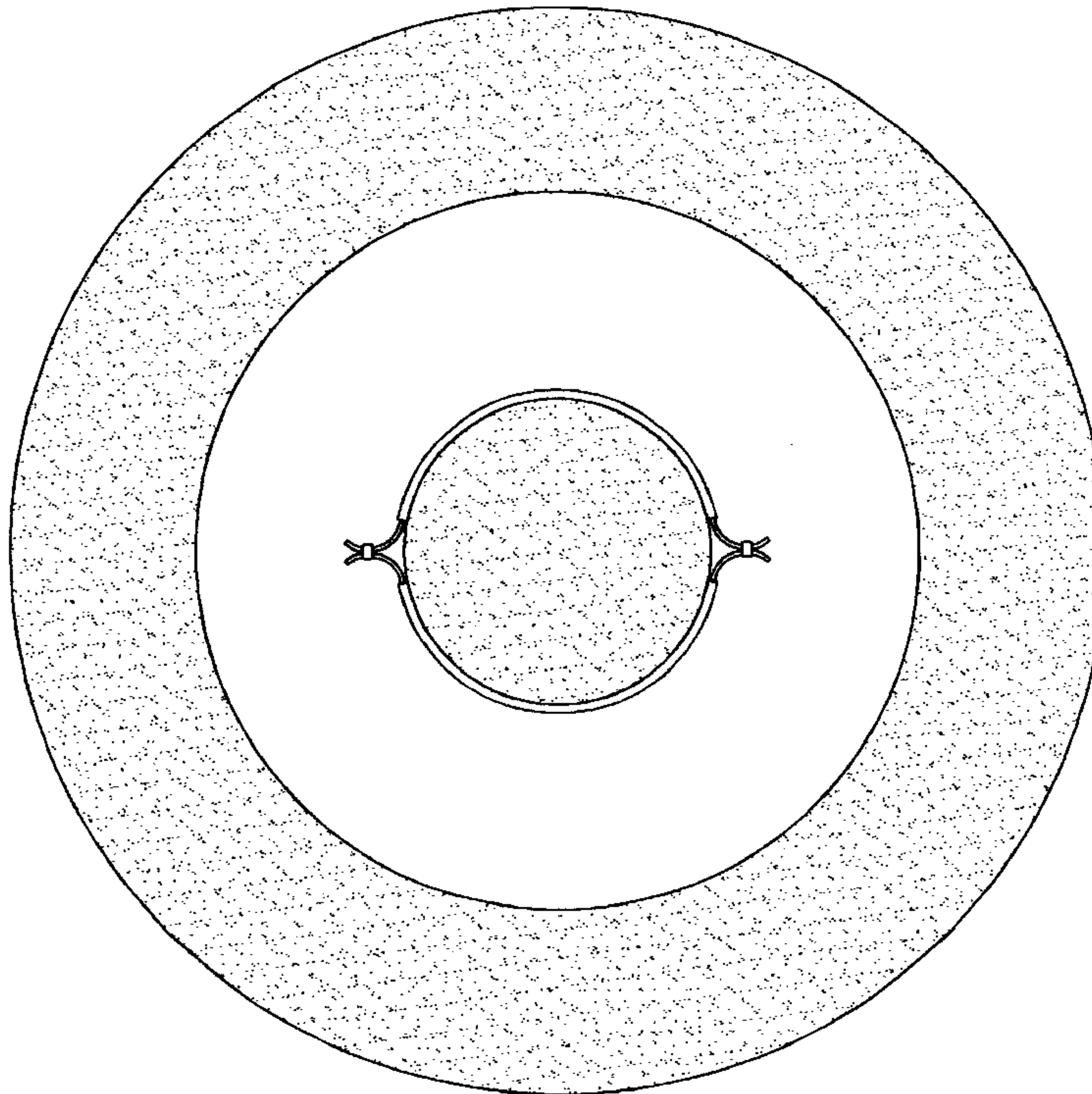
(57) **CLAIM**

The ornamental design for a combination beach towel and tote bag, as shown and described.

DESCRIPTION

FIG. 1 depicts a top plan view of the invention; FIG. 2 depicts a side elevational view of the invention from the uppermost side of the drawing of FIG. 1. FIG. 3 depicts a side elevational view of the invention from the left side of the drawing of FIG. 1; and, FIG. 4 depicts a bottom plan view of the invention. All stippling is intended to depict color contrast.

1 Claim, 2 Drawing Sheets



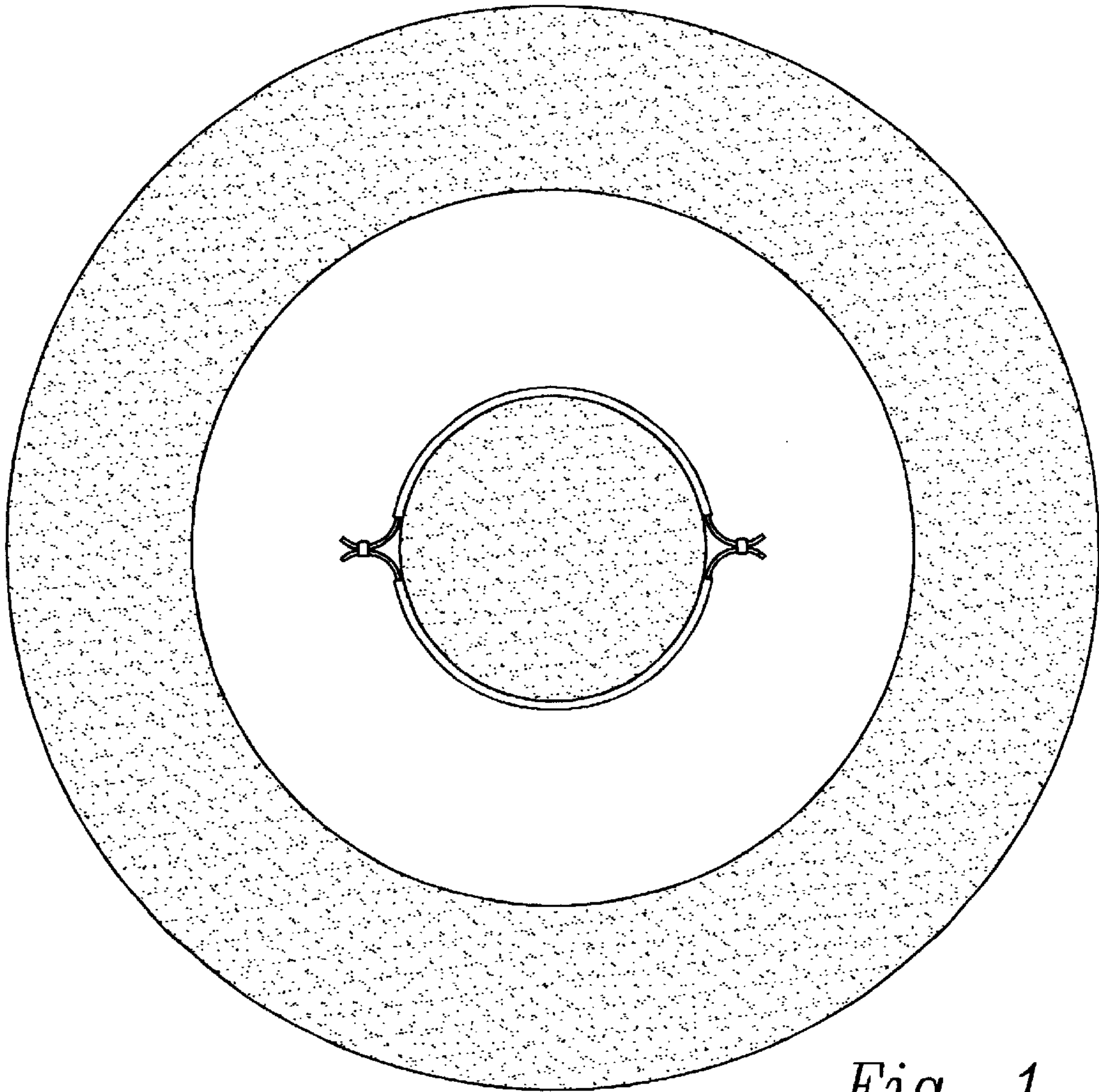


Fig. 1




Fig. 2



Fig. 3

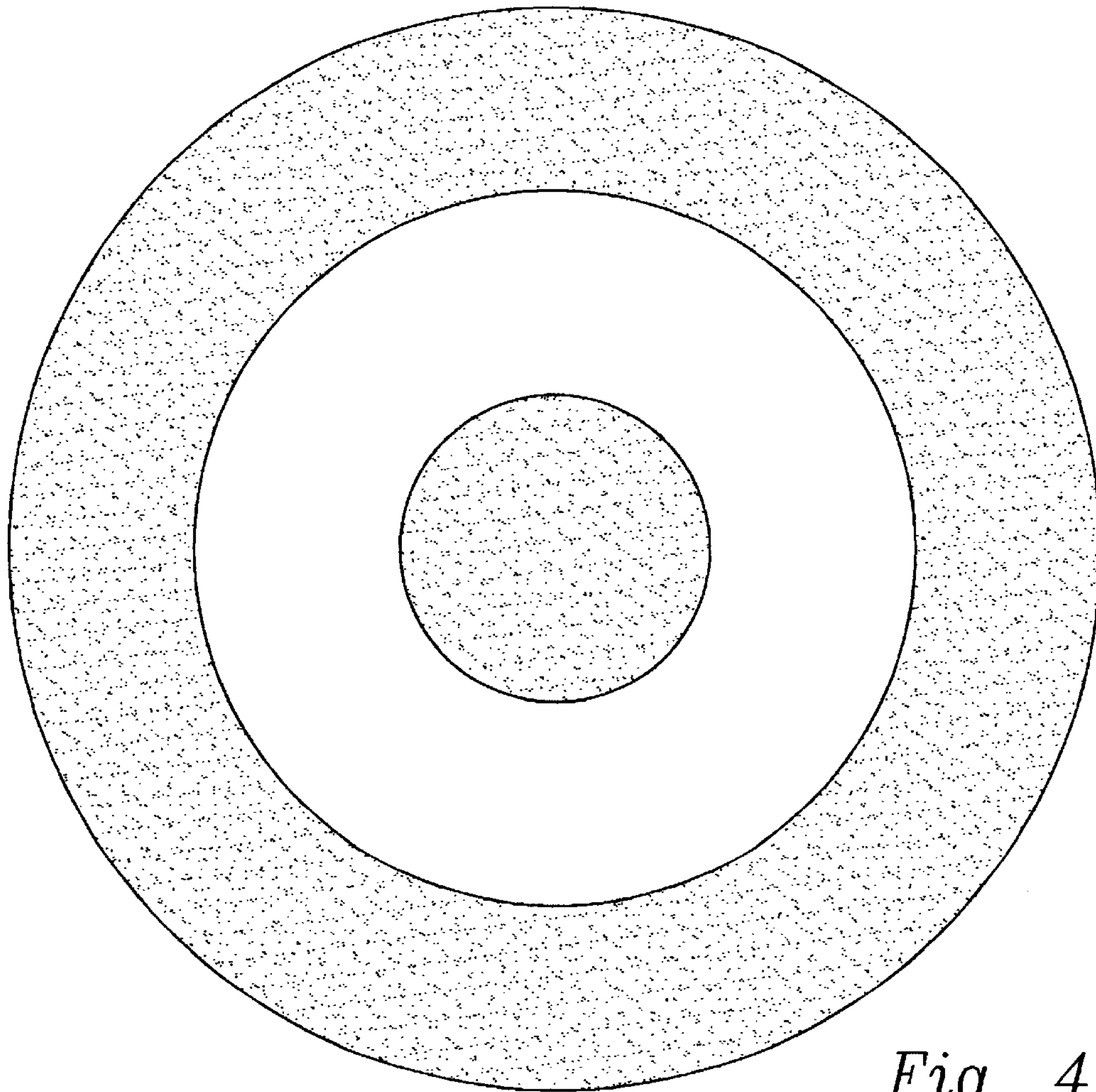


Fig. 4