



US00D482215S

(12) **United States Design Patent**
Chadwick et al.

(10) **Patent No.:** **US D482,215 S**

(45) **Date of Patent:** **** Nov. 18, 2003**

(54) **TABLE**

(75) Inventors: **Donald Chadwick**, Los Angeles, CA (US); **Julien Egger**, West Los Angeles, CA (US)

(73) Assignee: **Hanssem Co., Ltd.** (KR)

(**) Term: **14 Years**

(21) Appl. No.: **29/171,887**

(22) Filed: **Dec. 2, 2002**

(51) **LOC (7) Cl.** **06-03**

(52) **U.S. Cl.** **D6/480; D6/485**

(58) **Field of Search** D6/480-489, 495, D6/349, 429; 108/153.1, 155, 156, 157.1, 157.17, 161; 248/188, 188.1, 188.8

(56) **References Cited**

U.S. PATENT DOCUMENTS

D143,004 S	*	11/1945	Hunter	D6/483
D362,983 S	*	10/1995	Magnusson	D6/480
D419,798 S	*	2/2000	Schacht et al.	D6/480
D454,734 S	*	3/2002	Sabo	D6/480

OTHER PUBLICATIONS

Modern Furniture Designs 1950-1980, by Sembach, c1997, p. 173, #593 table at bottom left.*

Brochure, herman miller for the home Eames Molded Plywood Coffee Table, 1994, p. 2.

* cited by examiner

Primary Examiner—Janice E. Seeger

(74) *Attorney, Agent, or Firm*—Sheppard, Mullin, Richter & Hampton LLP

(57) **CLAIM**

The ornamental design for a table, as shown and described.

DESCRIPTION

FIG. 1 is a perspective view of a table embodying the new design, the table having four identical legs, three of which are shown;

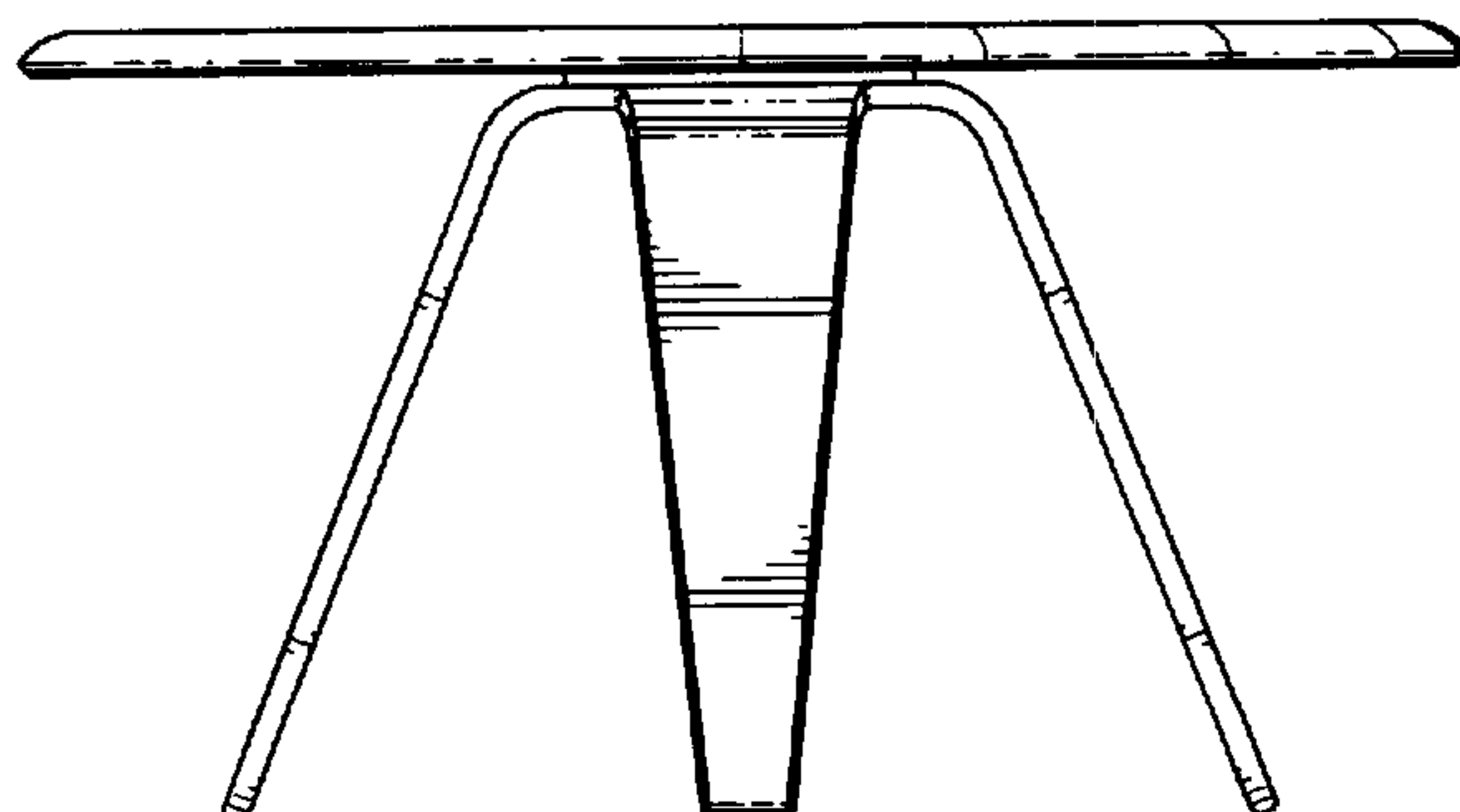

FIG. 2 is a side elevational view of the design depicted in FIG. 1, the other three sides each being identical to the side shown;

FIG. 3 is a side elevational view of the design depicted in FIG. 1, being a rotation of 45 degrees about the vertical axis from the view seen in FIG. 2, and the other three sides each being identical to the side shown;

FIG. 4 is a top plan view of the design depicted in FIG. 1; and,

FIG. 5 is a bottom plan view of the design depicted in FIG. 1.

1 Claim, 2 Drawing Sheets






FIG. 1

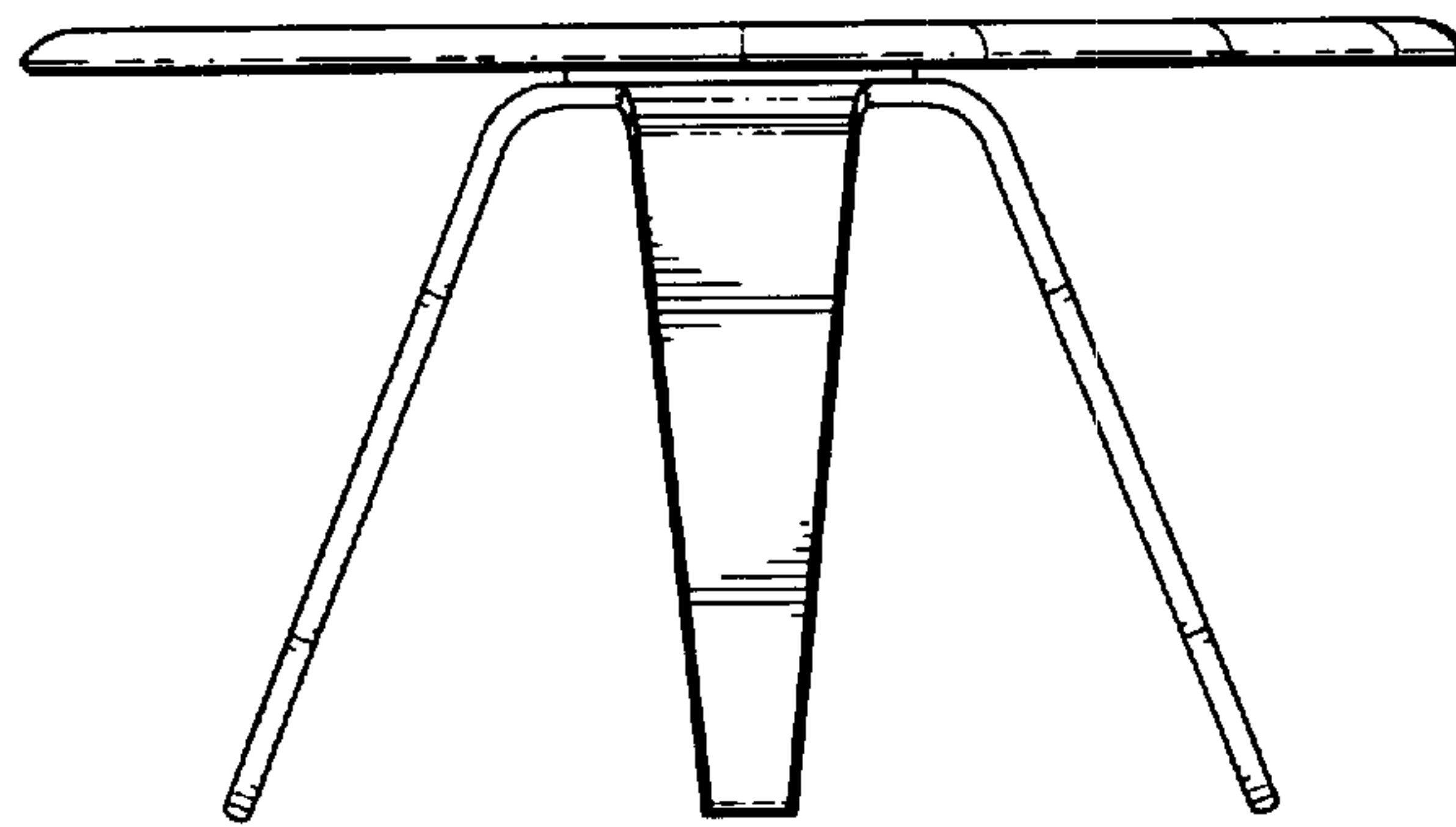


FIG. 2

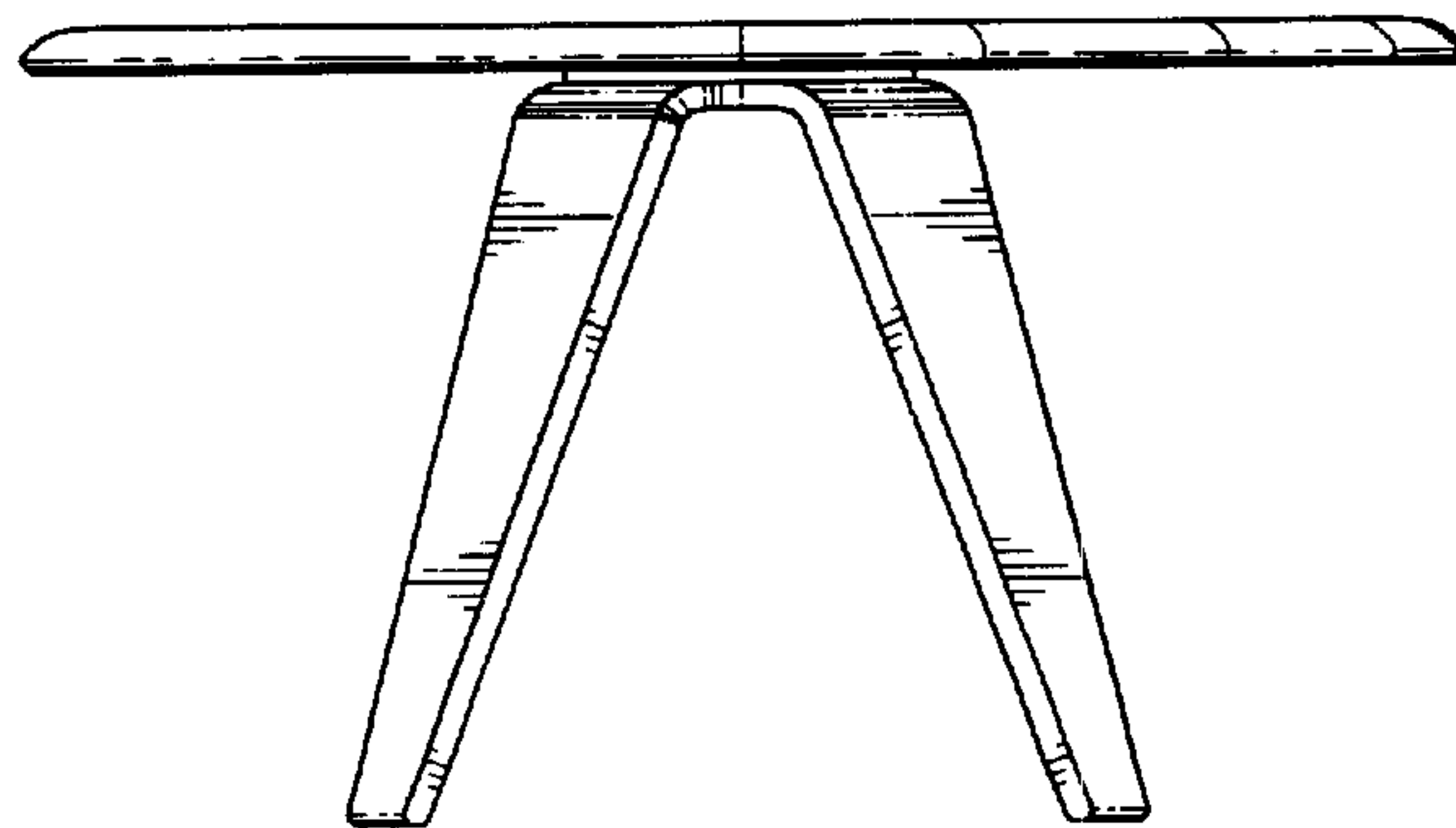


FIG. 3

FIG. 4

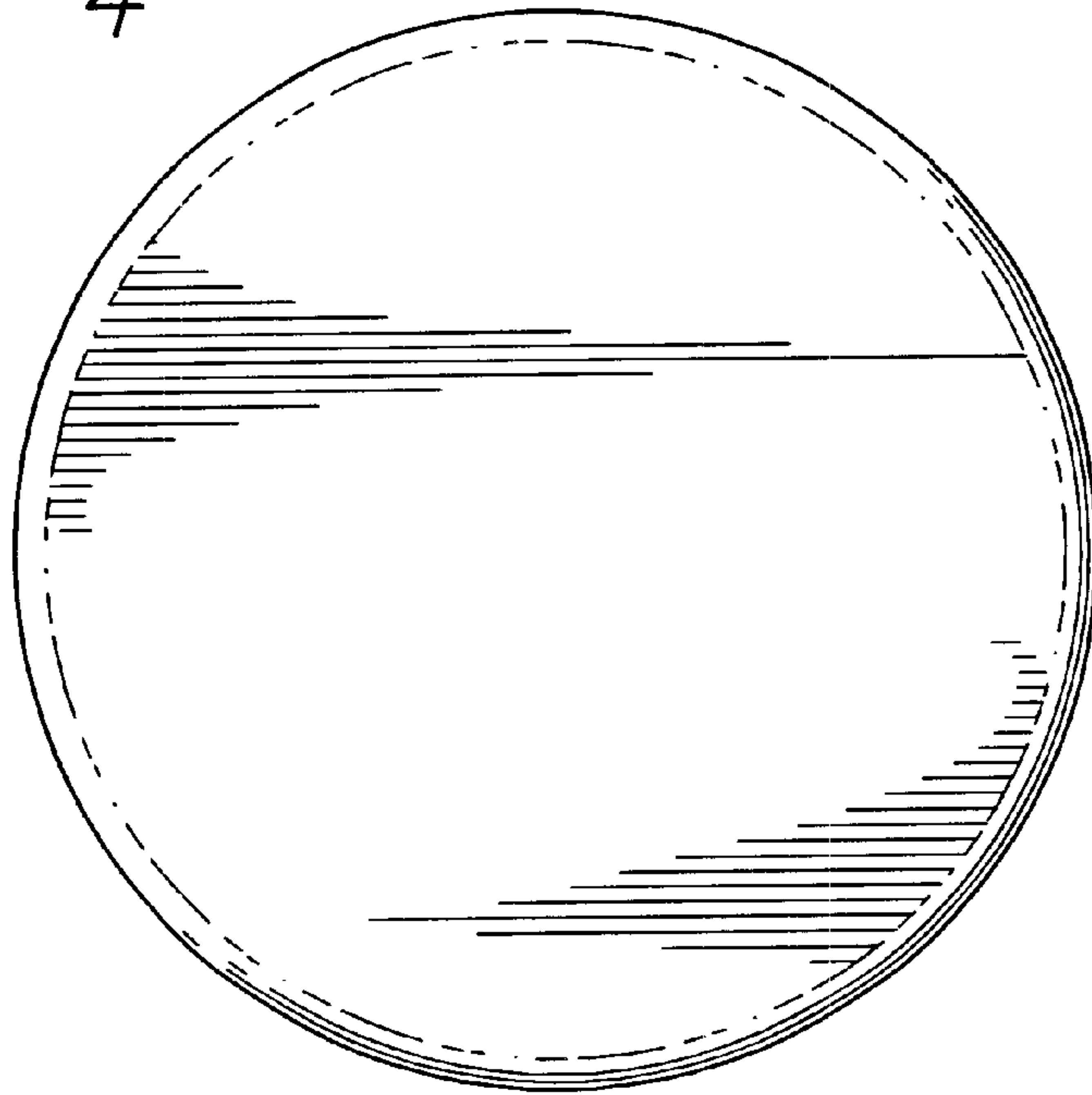


FIG. 5

