



US00D482195S

(12) **United States Design Patent**
Hansen et al.

(10) **Patent No.: US D482,195 S**

(45) **Date of Patent: ** Nov. 18, 2003**

(54) **PASSPORT CARRIER**

(75) Inventors: **Linda H. Hansen**, Palatine, IL (US);
Andrezj M. Redzisz, Wheeling, IL (US)

(73) Assignee: **Travel Caddy, Inc.**, Des Plaines, IL (US)

(**) Term: **14 Years**

(21) Appl. No.: **29/162,334**

(22) Filed: **Jun. 13, 2002**

Related U.S. Application Data

(62) Division of application No. 10/133,515, filed on Apr. 26, 2002.

(51) **LOC (7) Cl.** **03-01**

(52) **U.S. Cl.** **D3/227**

(58) **Field of Search** D3/215, 226, 224,
D3/227, 201, 203, 247, 283; 224/604; 40/654.01,
661.08, 1.5, 1.6, 124.06, 661.09

(56) **References Cited**

U.S. PATENT DOCUMENTS

D205,948 S * 10/1966 Tauber D3/227
4,024,660 A 5/1977 Goto 40/308

D252,355 S	7/1979	Uber	D3/226
D288,744 S	* 3/1987	Taylor	D3/226
4,744,497 A	5/1988	O'Neal	224/587
4,899,879 A	2/1990	Rosen	206/445
4,955,153 A	9/1990	Albrecht et al.	40/661
5,178,311 A	1/1993	McBride	224/191
5,201,525 A	4/1993	Castro	273/293
5,388,739 A	2/1995	Gargan	224/604
D365,204 S	* 12/1995	Chen	D3/215
D468,903 S	* 1/2003	Ward, II	D3/227

* cited by examiner

Primary Examiner—Catherine R. Oliver

(74) *Attorney, Agent, or Firm*—Banner & Witcoff, Ltd.

(57) **CLAIM**

The ornamental design for a passport carrier, as shown and described.

DESCRIPTION

FIG. 1 is a front perspective view of the passport carrier showing our new design;

FIG. 2 is a rear perspective view thereof;

FIG. 3 is a front elevational view thereof;

FIG. 4 is a side elevational view thereof;

FIG. 5 is a rear elevational view thereof;

FIG. 6 is a top plan view thereof; and,

FIG. 7 is a bottom plan view.

1 Claim, 2 Drawing Sheets

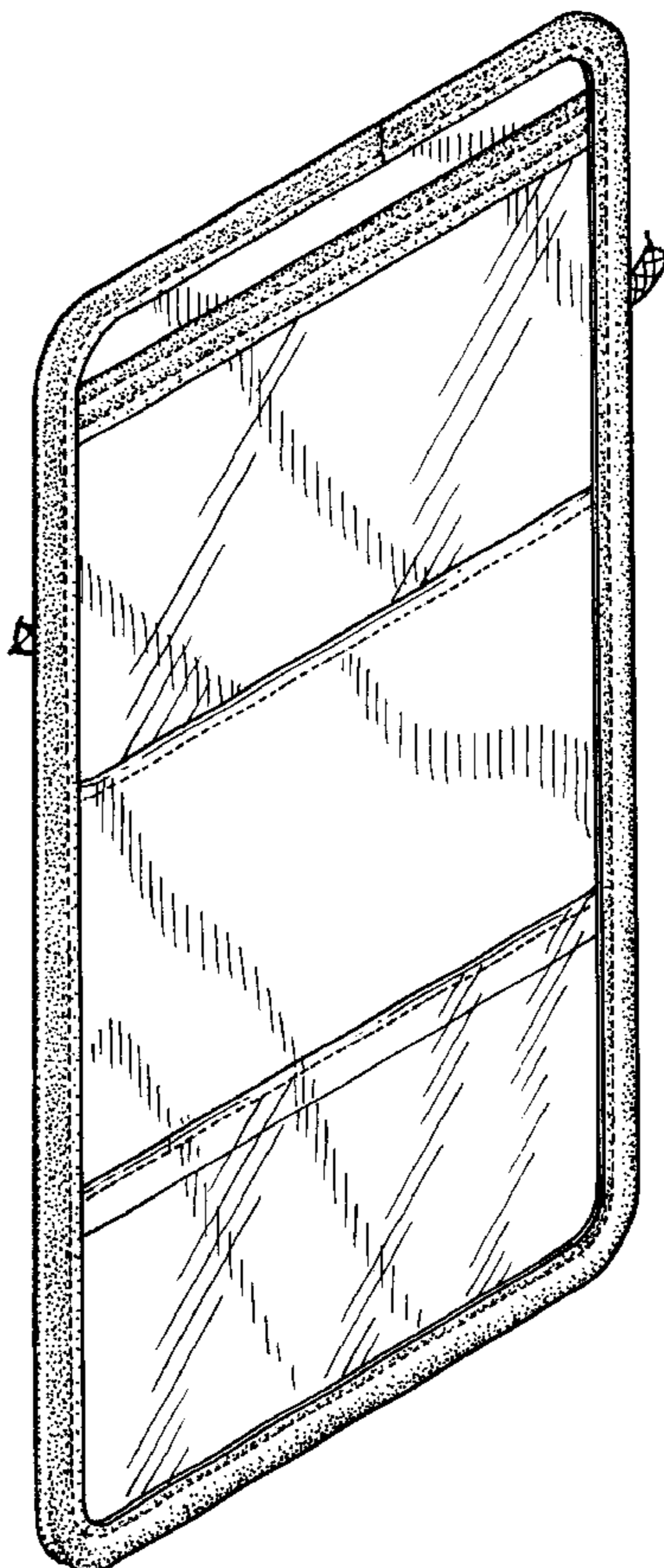


FIG.1

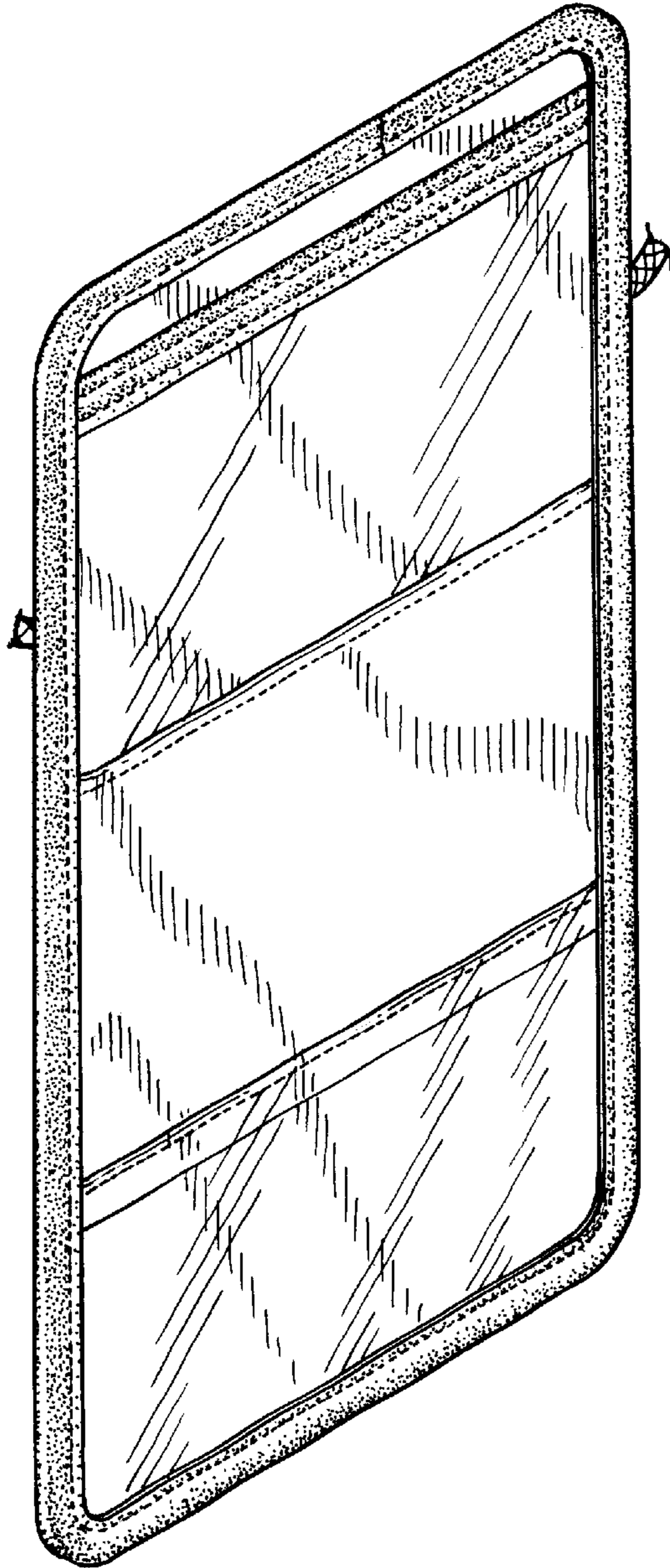


FIG.2

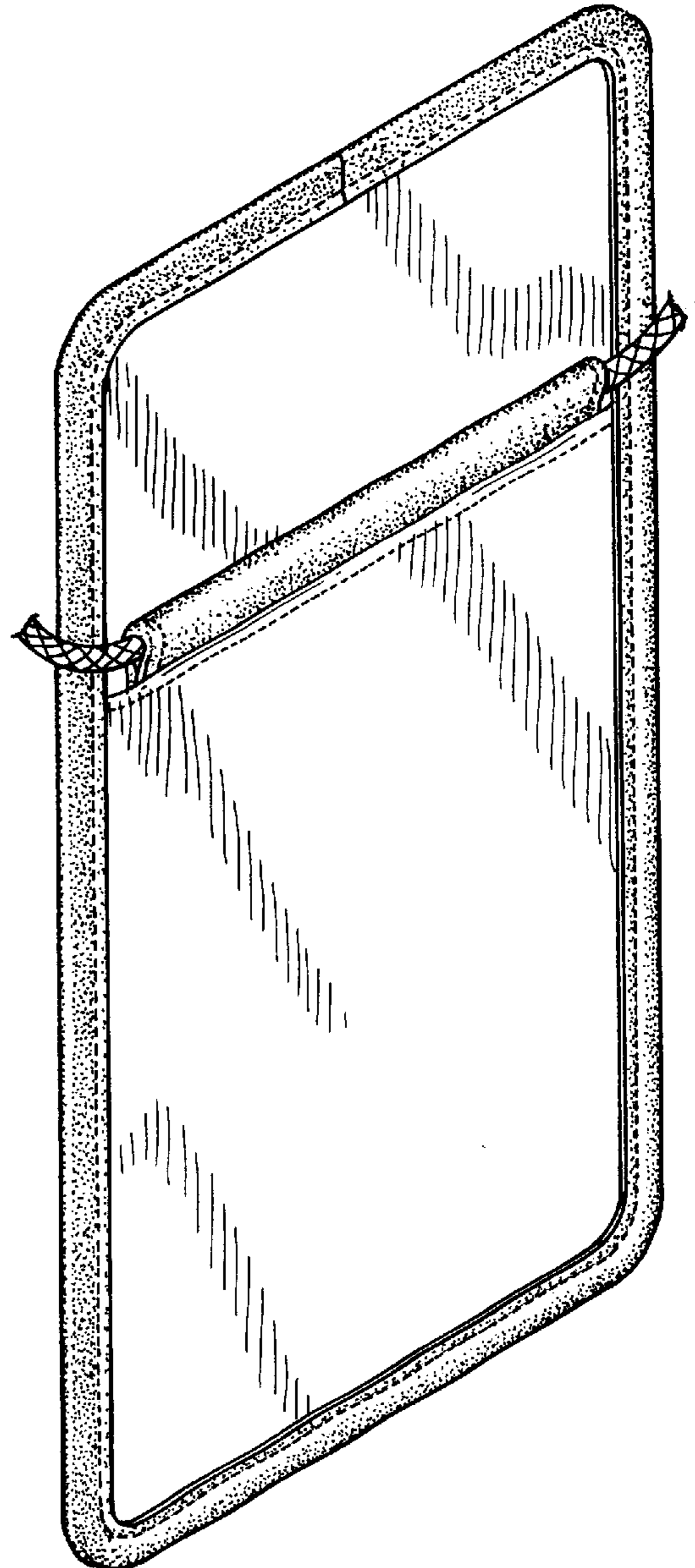


FIG.3

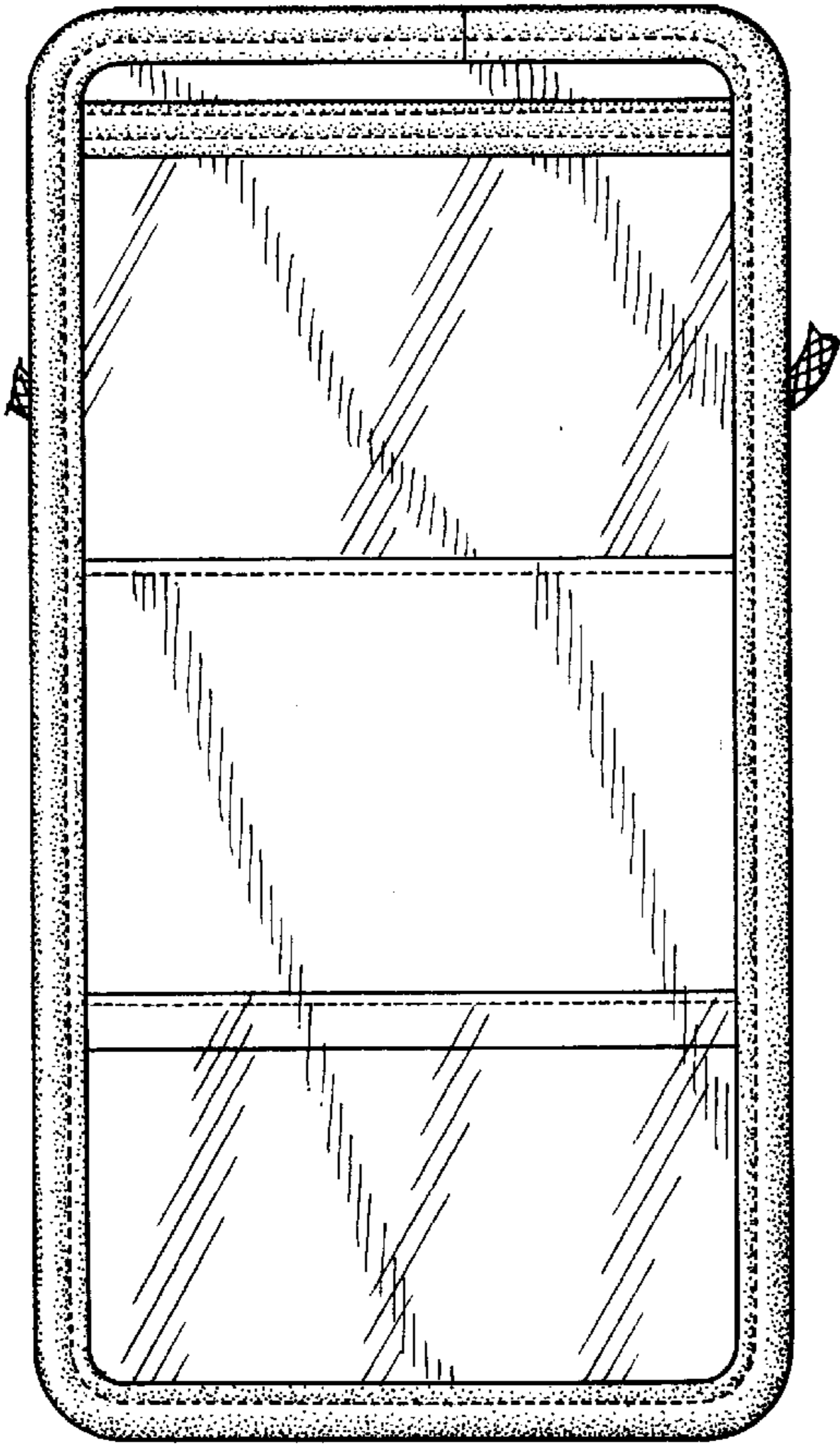


FIG.4

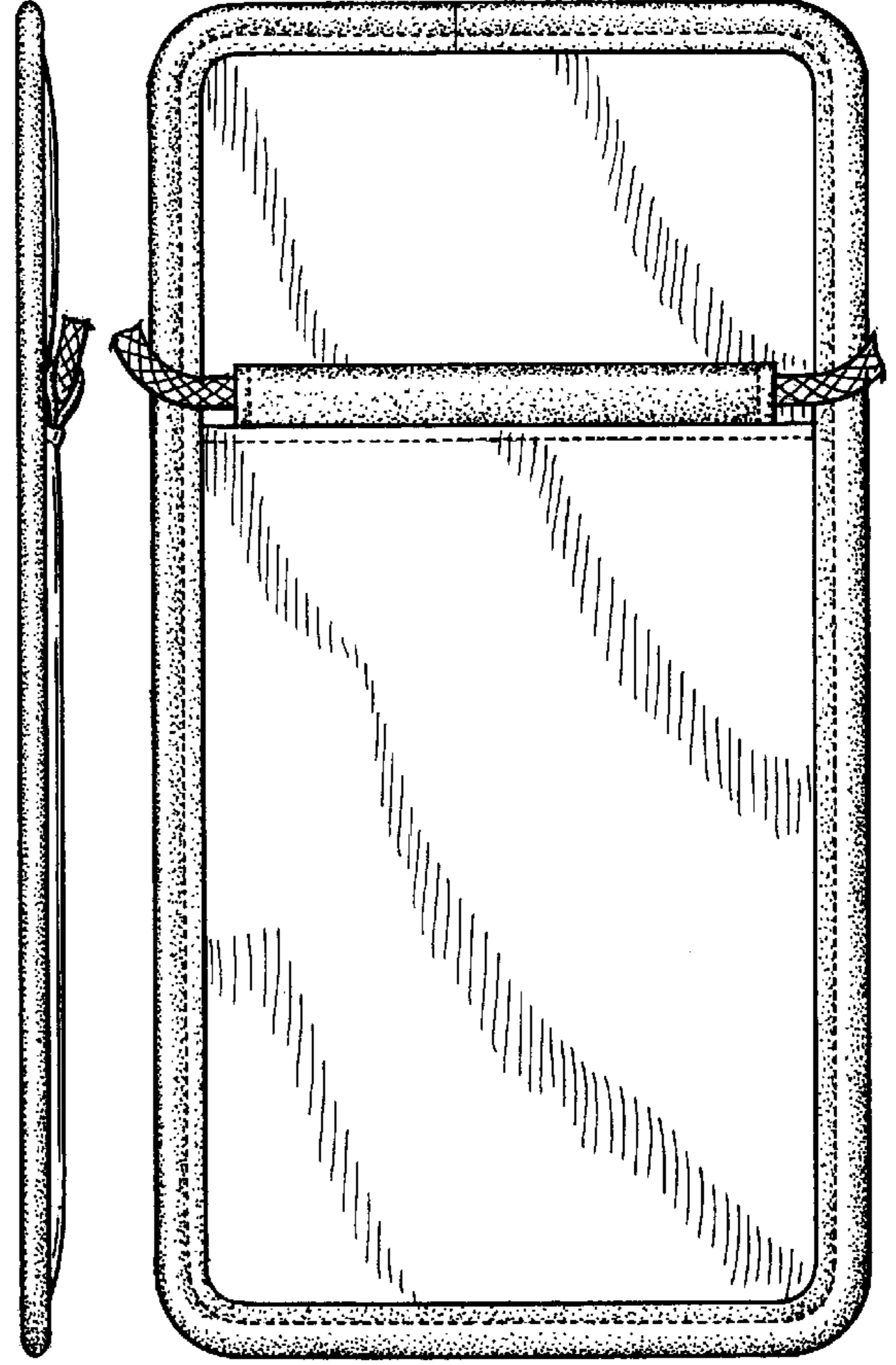


FIG.5

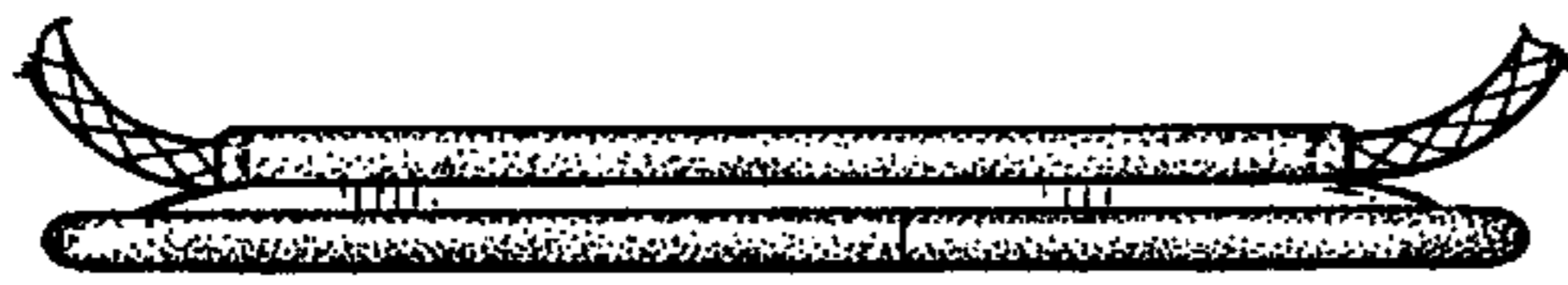


FIG.6




FIG.7