



US00D482189S

(12) **United States Design Patent**
Belley et al.

(10) **Patent No.:** **US D482,189 S**

(45) **Date of Patent:** **** Nov. 18, 2003**

(54) **FOOTWEAR UPPER**

(75) Inventors: **Manon Belley**, Laval (CA); **Jonah A. Becker**, San Francisco, CA (US);
Catherine M. Bailey, Sausalito, CA (US)

(73) Assignee: **Wolverine World Wide, Inc.**,
Rockford, MI (US)

(**) Term: **14 Years**

(21) Appl. No.: **29/170,881**

(22) Filed: **Nov. 13, 2002**

(51) **LOC (7) Cl.** **02-99**

(52) **U.S. Cl.** **D2/969**

(58) **Field of Search** D2/896, 900, 902,
D2/903, 923, 943, 969; 36/1, 83

(56) **References Cited**

U.S. PATENT DOCUMENTS

D425,692 S	*	5/2000	Matis	D2/969
D440,034 S	*	4/2001	Matis	D2/969
D447,328 S	*	9/2001	Duclos	D2/969
D458,442 S	*	6/2002	Matis	D2/969
D459,575 S	*	7/2002	Garcia	D2/907
D467,057 S	*	12/2002	Jacobs	D2/902

OTHER PUBLICATIONS

Cabela's 2002 Catalog, p. 236.
Merrell Fall 2002 Catalog, pp. 31, 38, 47.
colehaan.com, "Belmont" (date unknown; available as of the
filing date of the present application, Nov. 13, 2002).

colehaan.com, "air.atlantis" (date unknown; available as of
the filing date of the present application, Nov. 13, 2002).

* cited by examiner

Primary Examiner—Dominic Simone

(74) *Attorney, Agent, or Firm*—Warner Norcross & Judd

(57) **CLAIM**

The ornamental design for footwear upper, as shown and
described.

DESCRIPTION

FIG. 1 is a perspective view of the footwear upper embody-
ing the new design;

FIG. 2 is a top plan view thereof;

FIG. 3 is a right side elevational view thereof;

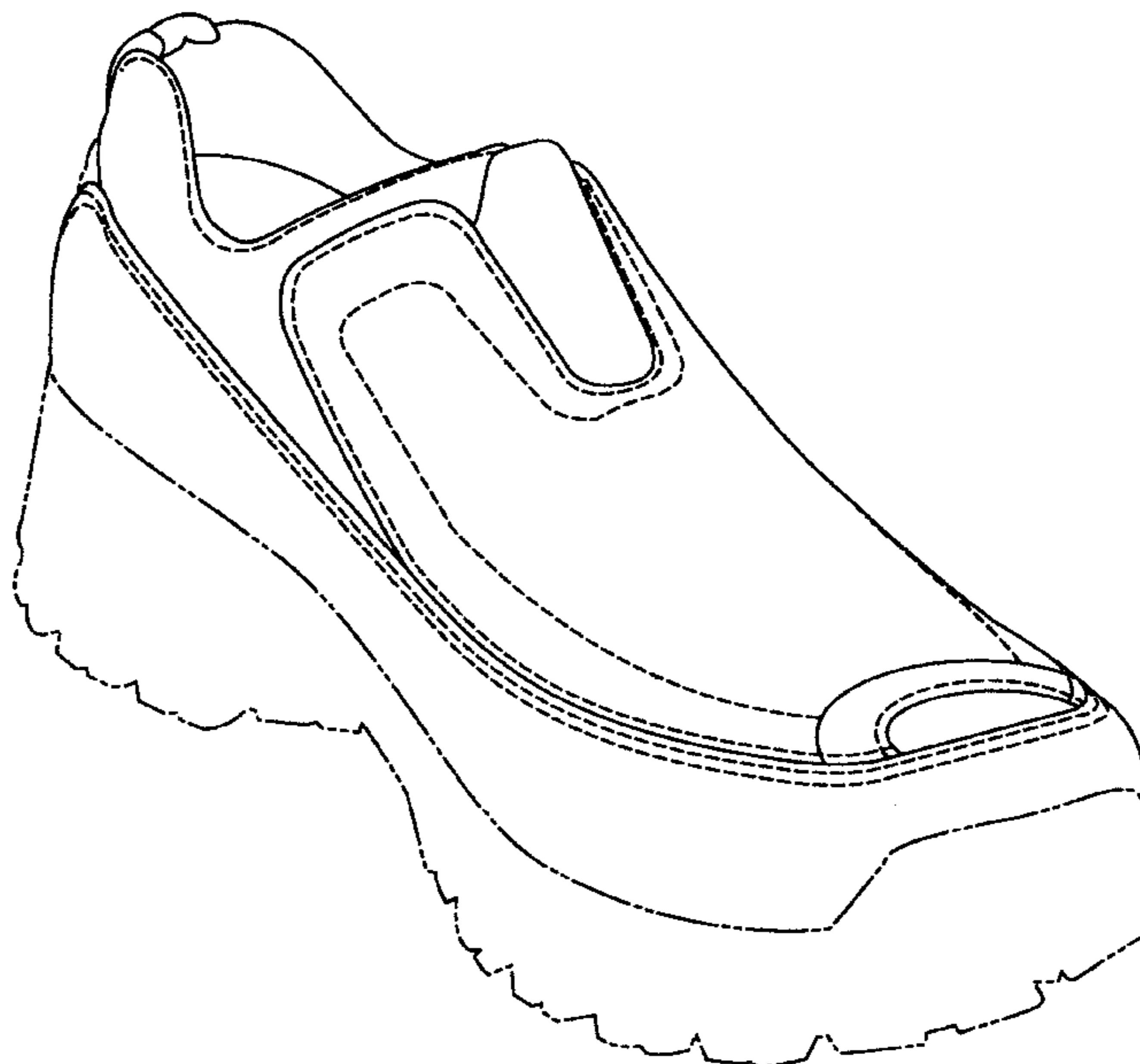
FIG. 4 is a left side elevational view thereof;

FIG. 5 is a front elevational view thereof; and,

FIG. 6 is a rear elevational view thereof.

FIGS. 1–6 show portions of the upper and an outsole in
broken lines. These portions of the upper and outsole are
shown for environmental purposes and do not form any part
of the claimed design.

1 Claim, 4 Drawing Sheets



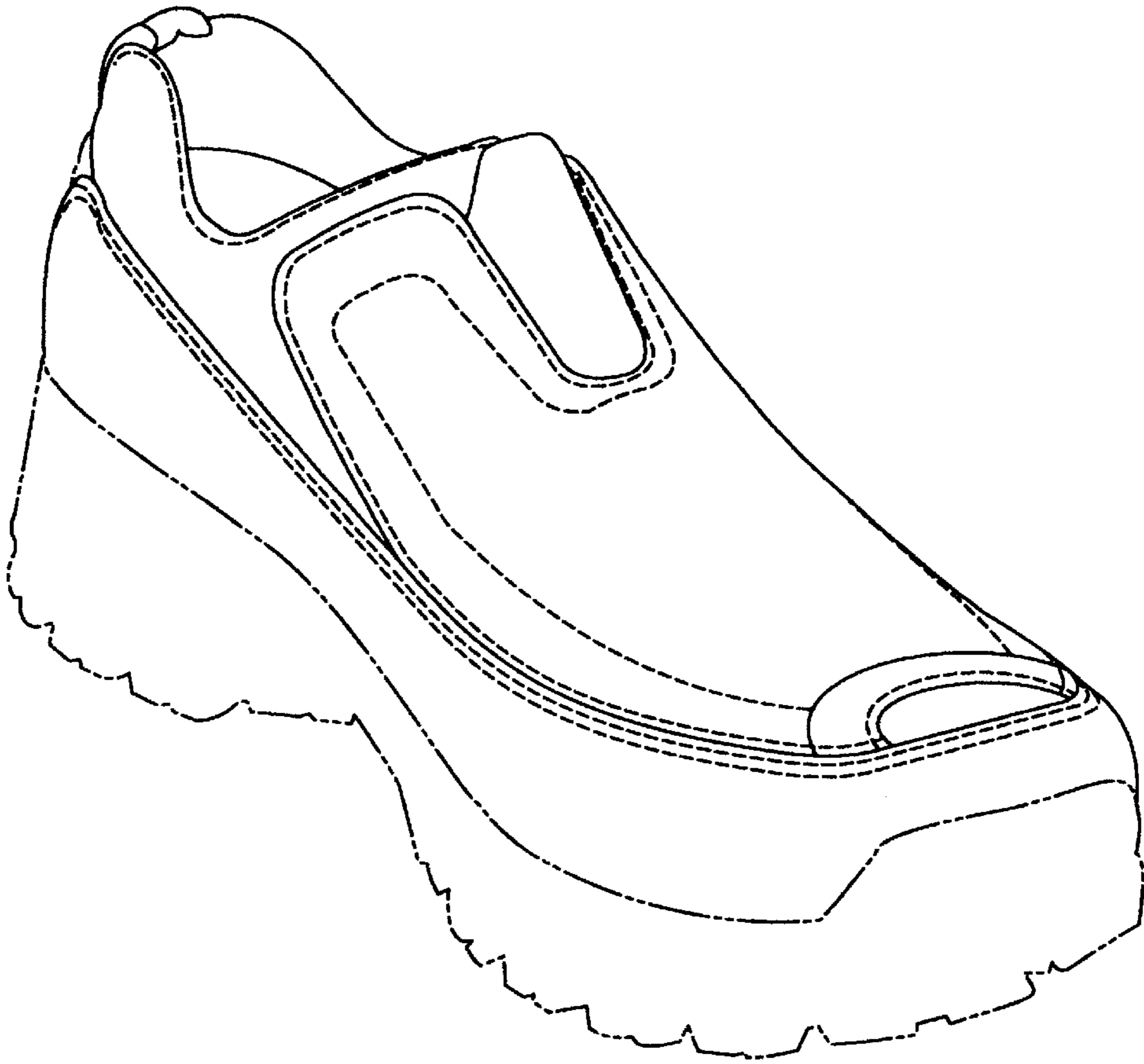


Fig. 1

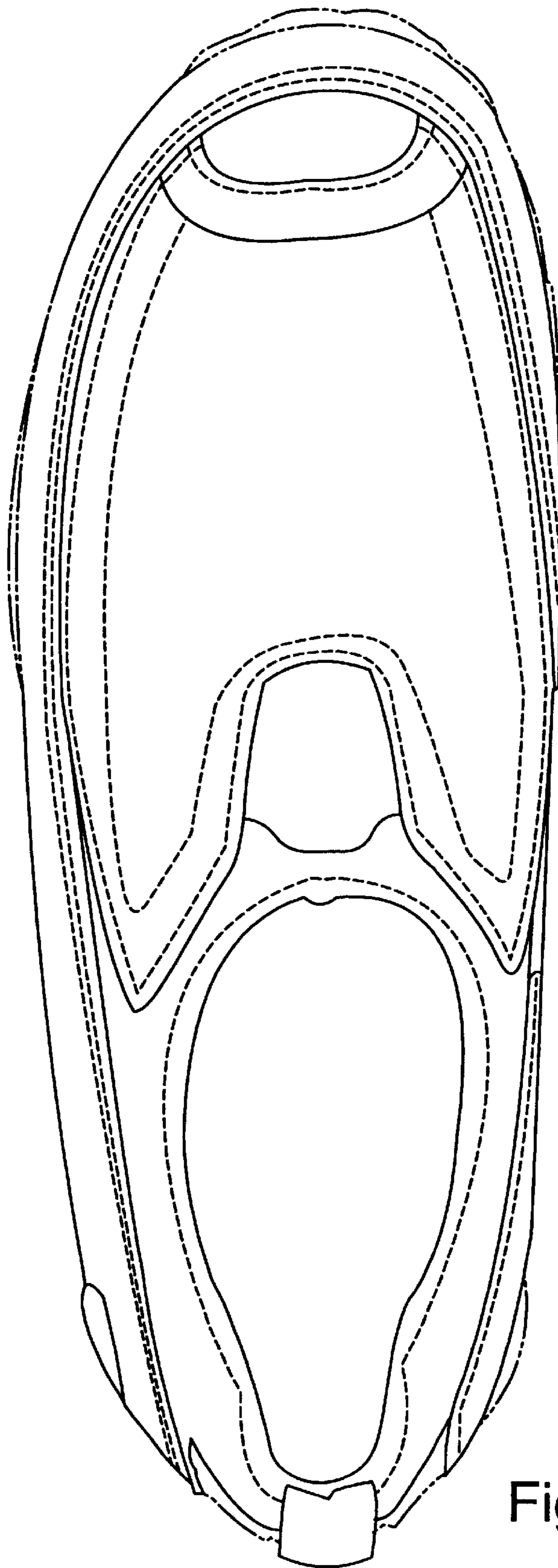


Fig. 2




Fig. 3




Fig. 4

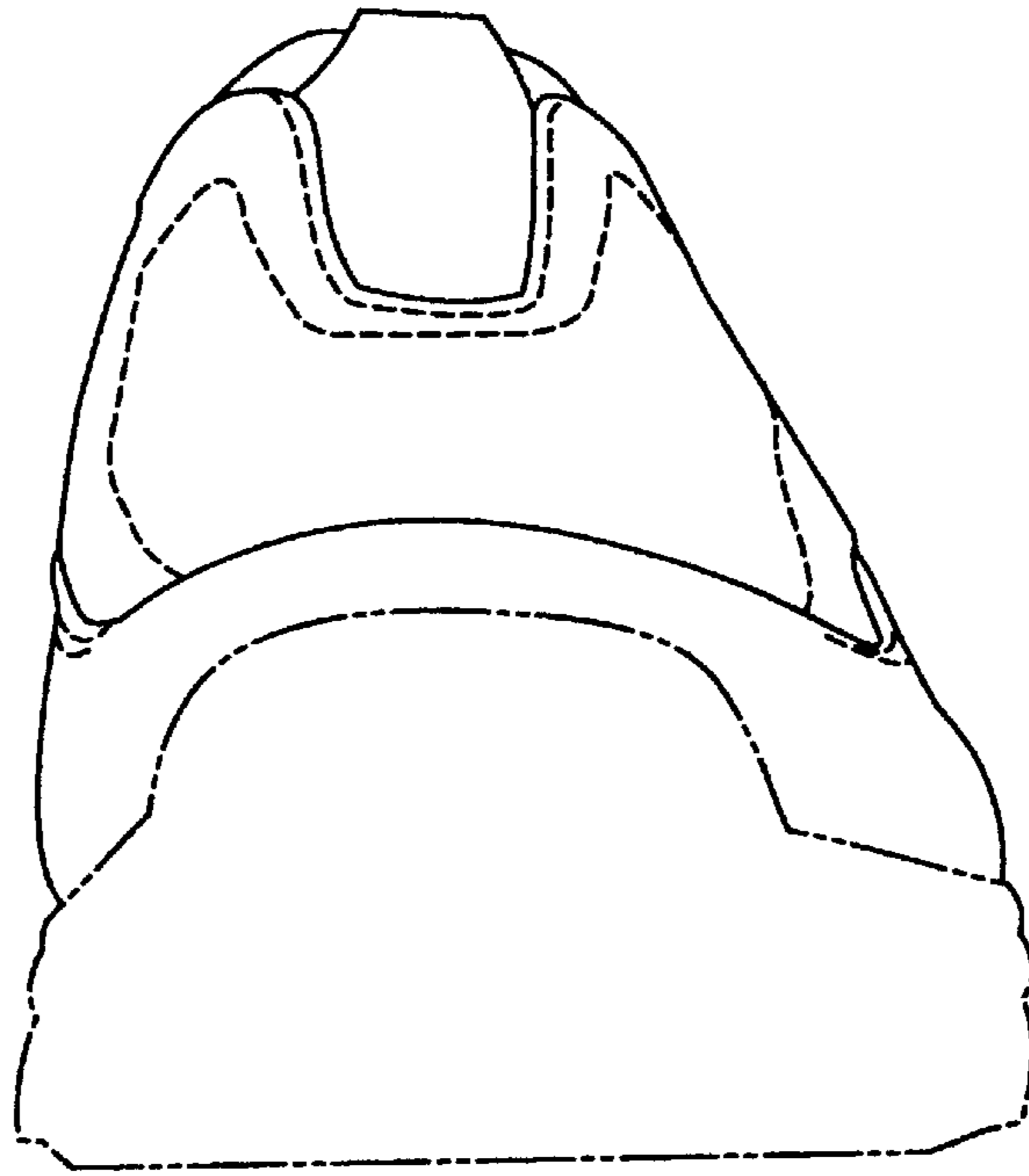


Fig. 5



Fig. 6