



US00D482176S

(12) **United States Design Patent**  
**Perry**

(10) **Patent No.:** **US D482,176 S**

(45) **Date of Patent:** **\*\* Nov. 11, 2003**

- (54) **SHIPPING BASE PAD**
- (75) Inventor: **Jack D. Perry**, Evans City, PA (US)
- (73) Assignee: **Tuscarora Incorporated**, New Brighton, PA (US)
- (\*\*) Term: **14 Years**
- (21) Appl. No.: **29/151,392**
- (22) Filed: **Dec. 3, 2001**

D370,757 S	6/1996	Loftus et al. ....	D34/38 X
5,528,995 A	6/1996	Lim .....	108/56.1
D379,716 S	6/1997	Zipperle et al. ....	D34/38
5,660,118 A *	8/1997	Adams, Jr. ....	108/51.3
D393,518 S	4/1998	Hampel .....	D34/38
D395,117 S	6/1998	Persson .....	D34/38
D400,404 S	11/1998	Indekeu .....	D7/550
5,881,651 A	3/1999	Trickett .....	108/51.11
D422,768 S	4/2000	Gunn .....	D34/38
D422,769 S	4/2000	Schmitt .....	D34/38
D435,953 S	1/2001	Lux, Jr. ....	D34/38
6,216,990 B1 *	4/2001	Harrison .....	248/146

**Related U.S. Application Data**

- (62) Division of application No. 29/127,560, filed on Aug. 7, 2000, now Pat. No. Des. 453,871.
- (51) **LOC (7) Cl.** ..... **09-08**
- (52) **U.S. Cl.** ..... **D34/38**
- (58) **Field of Search** ..... D34/38; 248/346.01, 248/346.02, 346.5, 346.11; 108/51.11, 53.1, 57.28, 53.5, 52.1, 53.3, 55.3, 56.1, 55.1, 57.16, 57.1

\* cited by examiner

*Primary Examiner*—Cynthia E. Ramirez

(74) *Attorney, Agent, or Firm*—Burns, Doane, Swecker & Mathis, L.L.P.

(57) **CLAIM**

The ornamental design for a shipping base pad, as shown and described.

**DESCRIPTION**

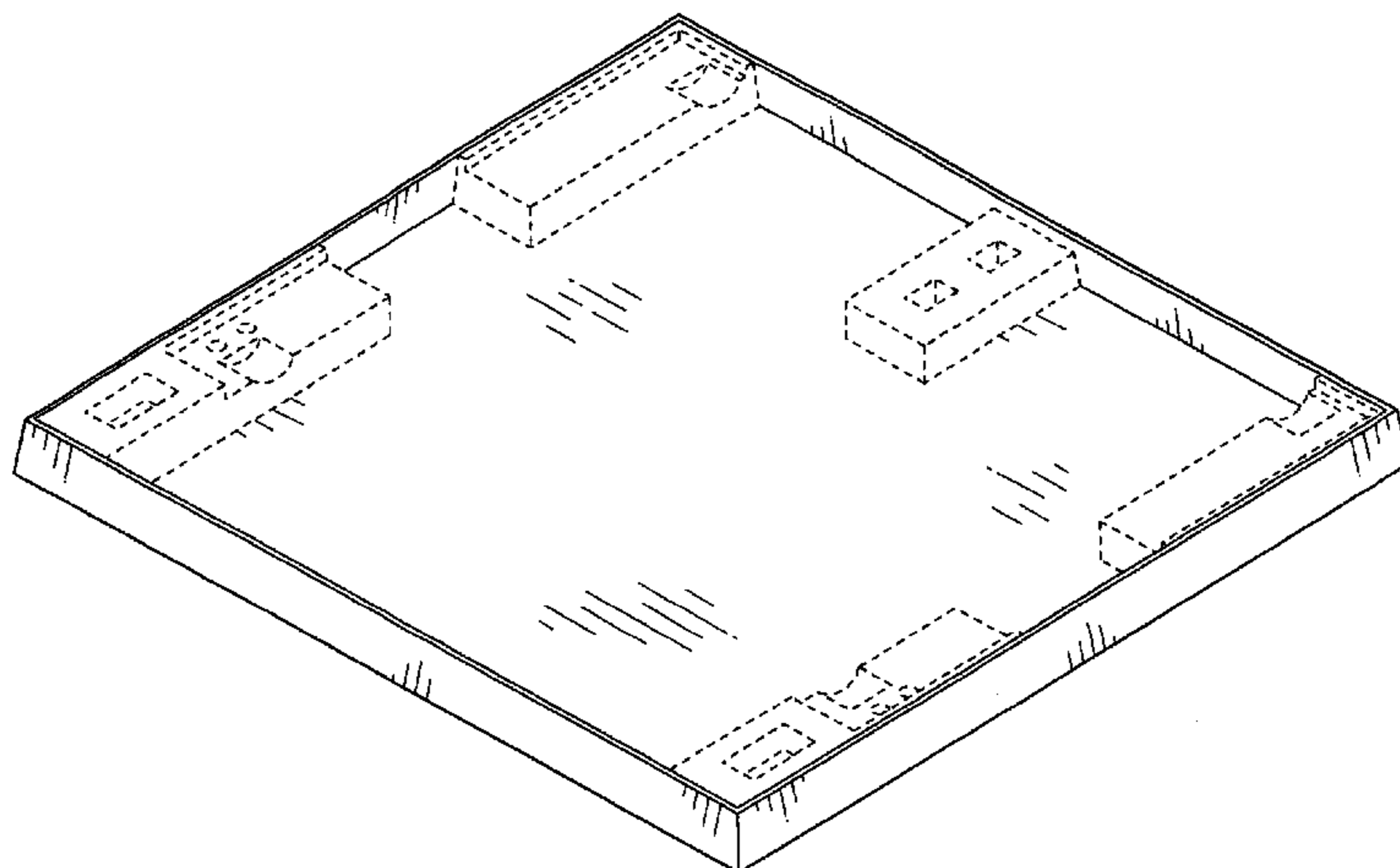
FIG. 1 is a perspective view of a shipping base pad in accordance with a first embodiment of the invention; FIG. 2 is a top view of the shipping base pad of FIG. 1; FIG. 3 is a front end view of the shipping base pad of FIG. 1; FIG. 4 is a bottom view of the shipping base pad of FIG. 1; FIG. 5 is a side end view of the shipping base pad of FIG. 1; FIG. 6 is a perspective view of a shipping base pad in accordance with a second embodiment of the invention; FIG. 7 is a top view of the shipping base pad of FIG. 6; FIG. 8 is a front end view of the shipping base pad of FIG. 6; FIG. 9 is a bottom view of the shipping base pad of FIG. 6; and, FIG. 10 is a side view of the shipping base pad of FIG. 6. The portions drawn in broken lines are shown for illustrative purposes only and do not form part of the claimed design.

(56) **References Cited**

**U.S. PATENT DOCUMENTS**

2,757,478 A *	8/1956	Borland .....	248/346.11
2,895,703 A *	7/1959	Perez .....	248/346.01
3,211,283 A	10/1965	Hassler .....	108/51.1
3,327,654 A *	6/1967	Duncan .....	108/53.1
3,520,258 A	7/1970	Shepherd .....	108/51.1
3,523,694 A	8/1970	Oliver .....	108/51.11
3,917,157 A	11/1975	Smith .....	108/55.3
3,995,736 A	12/1976	Lawson et al. ....	108/51.3
4,226,192 A	10/1980	Myers .....	108/53.1
D279,617 S	7/1985	Helmer .....	D34/38
D283,073 S *	3/1986	Marshall .....	D34/38
D288,977 S	3/1987	Wind .....	D34/38
D288,978 S	3/1987	Wind .....	D34/38
4,815,866 A	3/1989	Martone .....	108/51.1
4,877,137 A *	10/1989	Govang et al. ....	206/597
D311,803 S *	10/1990	Murphy et al. ....	D34/38
4,960,209 A *	10/1990	Tudor .....	206/597
4,986,418 A *	1/1991	Gwathmey .....	206/386

**1 Claim, 6 Drawing Sheets**



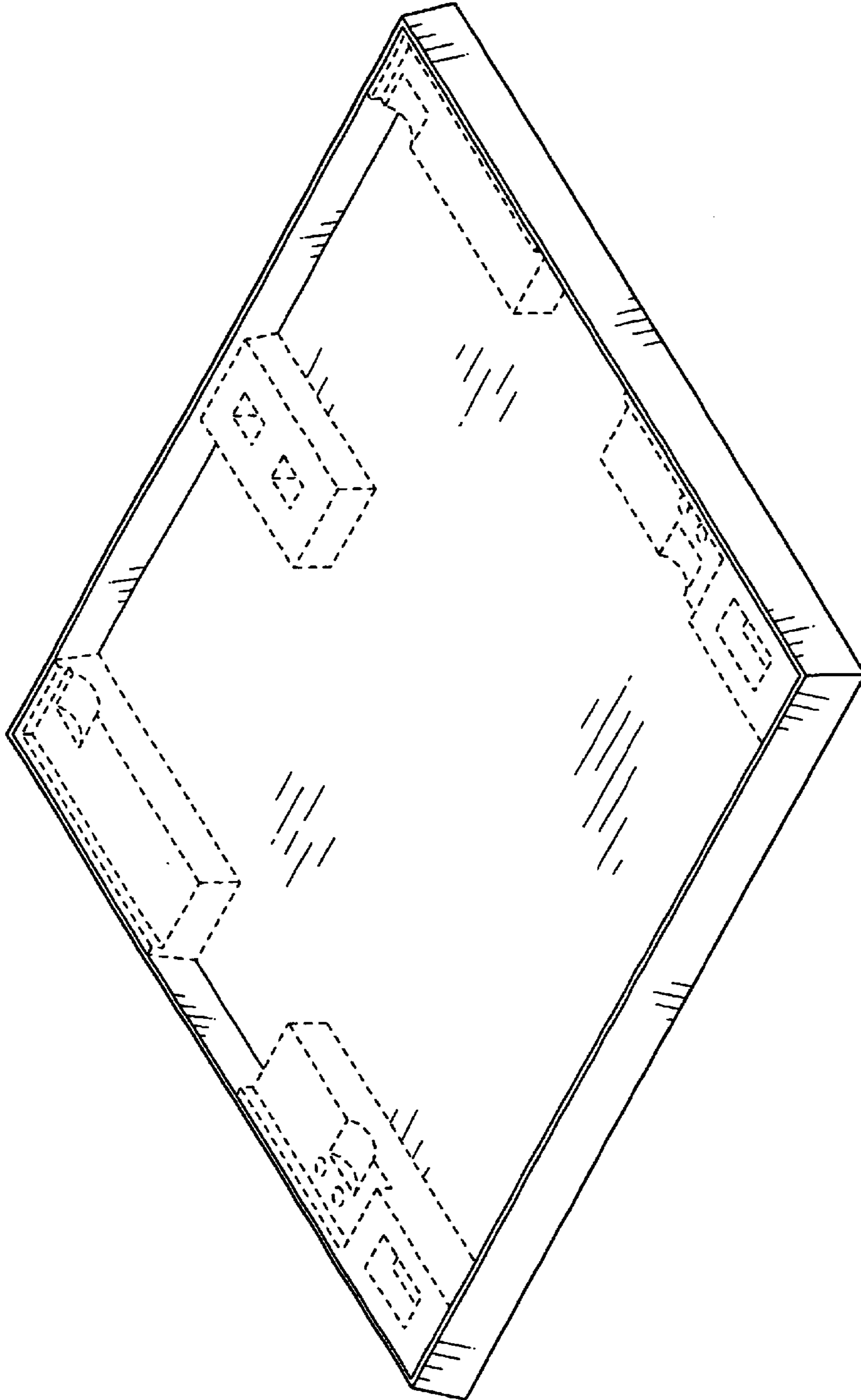


FIG. 1

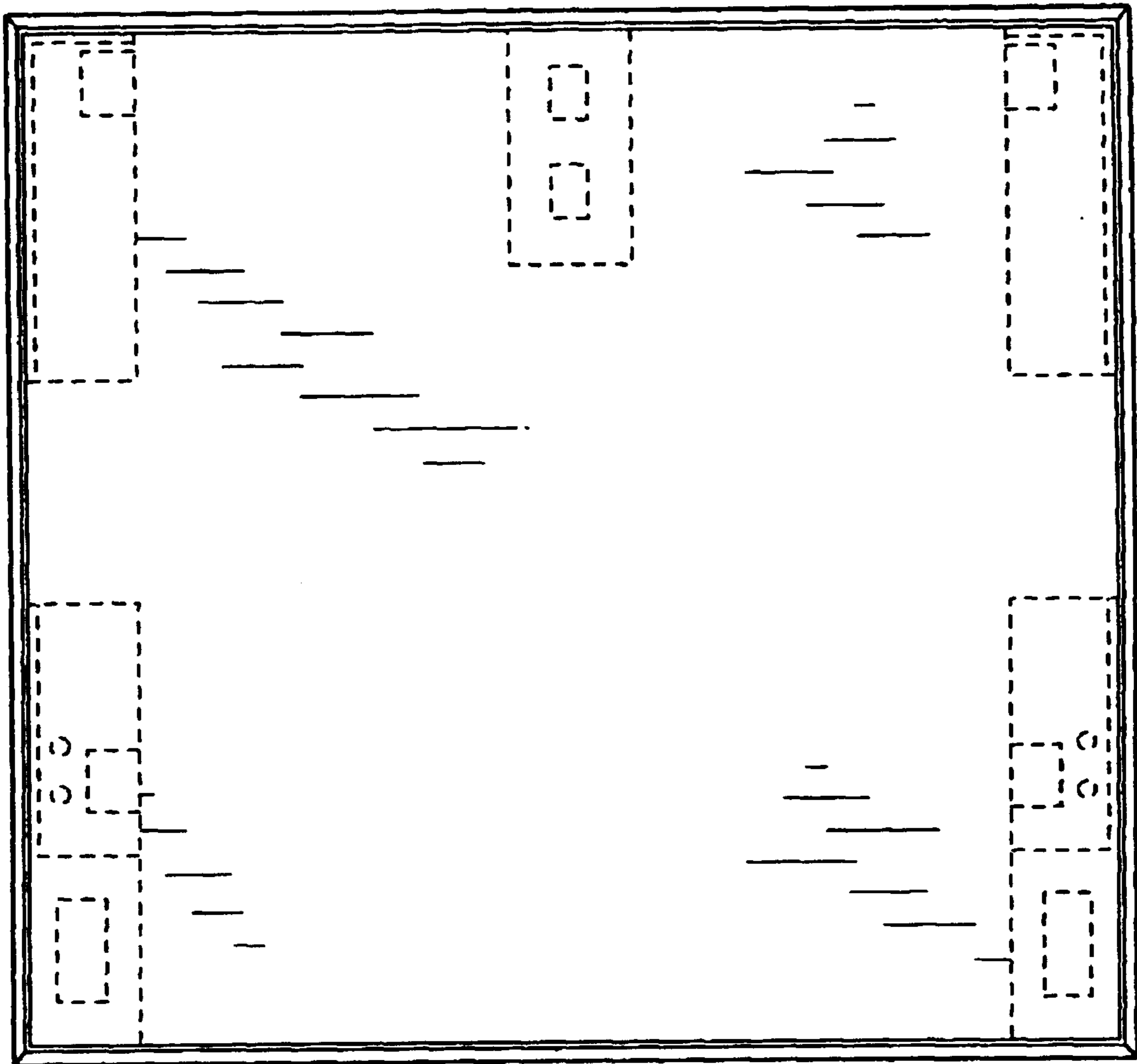


FIG. 2




FIG. 3

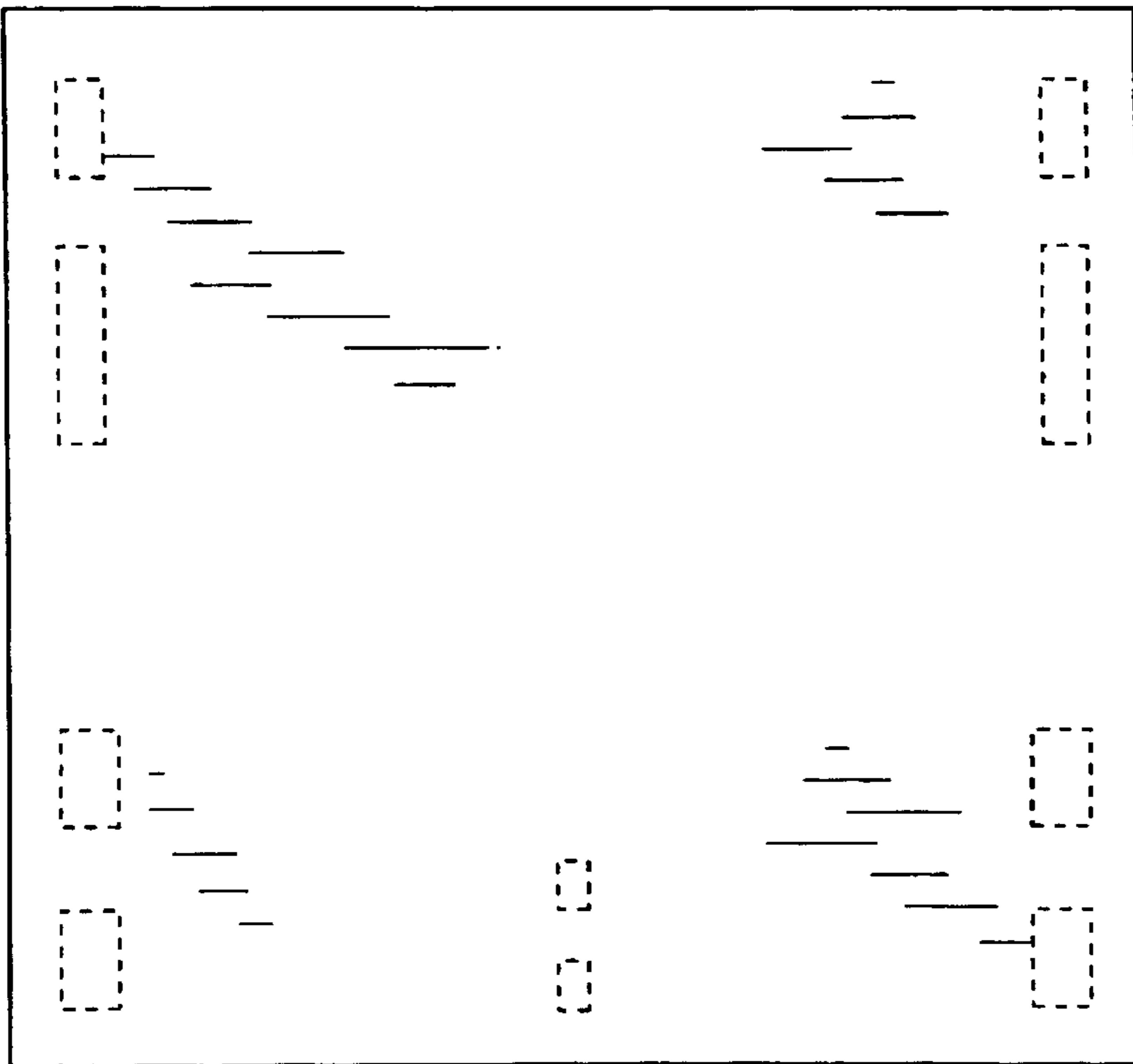


FIG. 4




FIG. 5

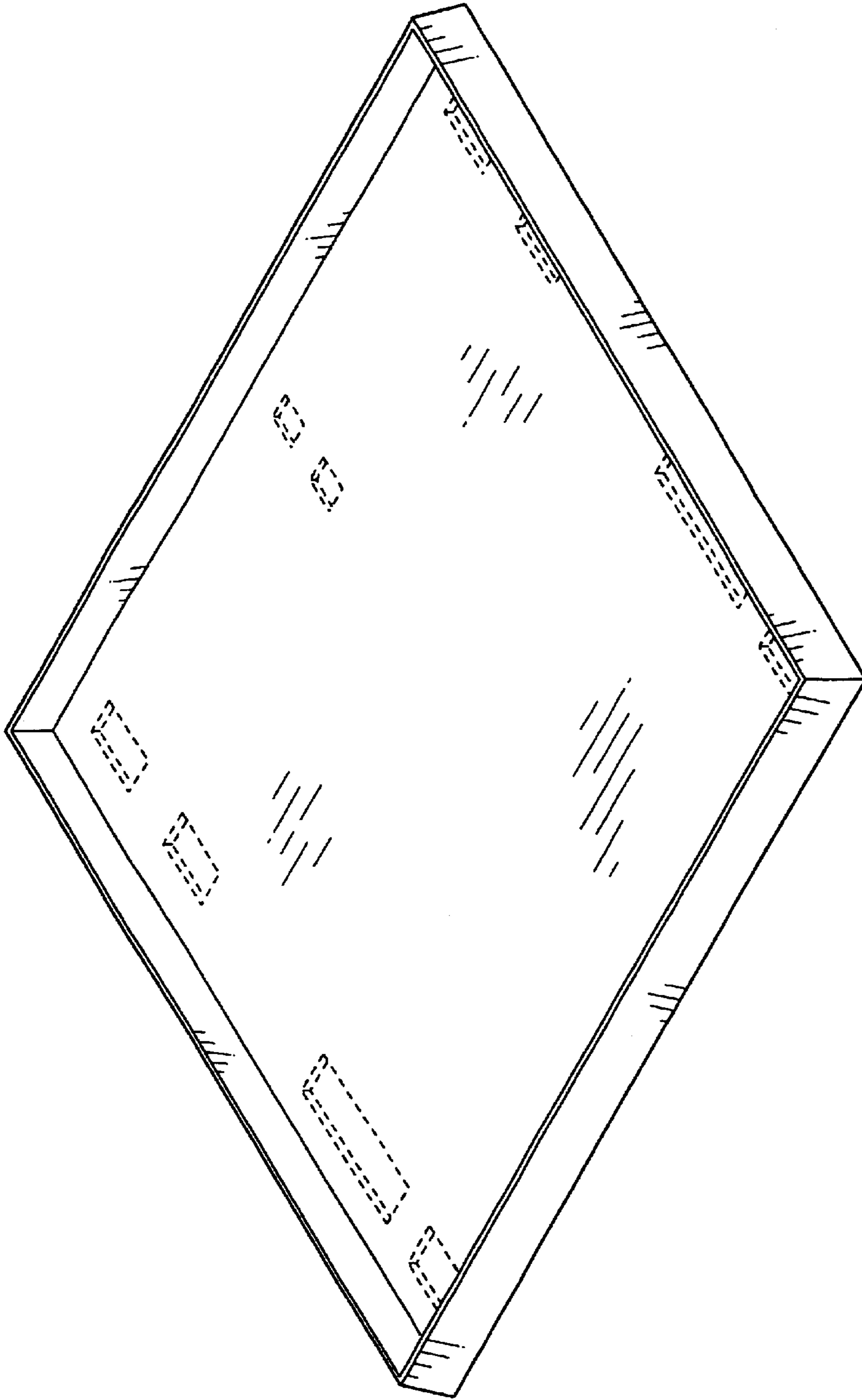


FIG. 6

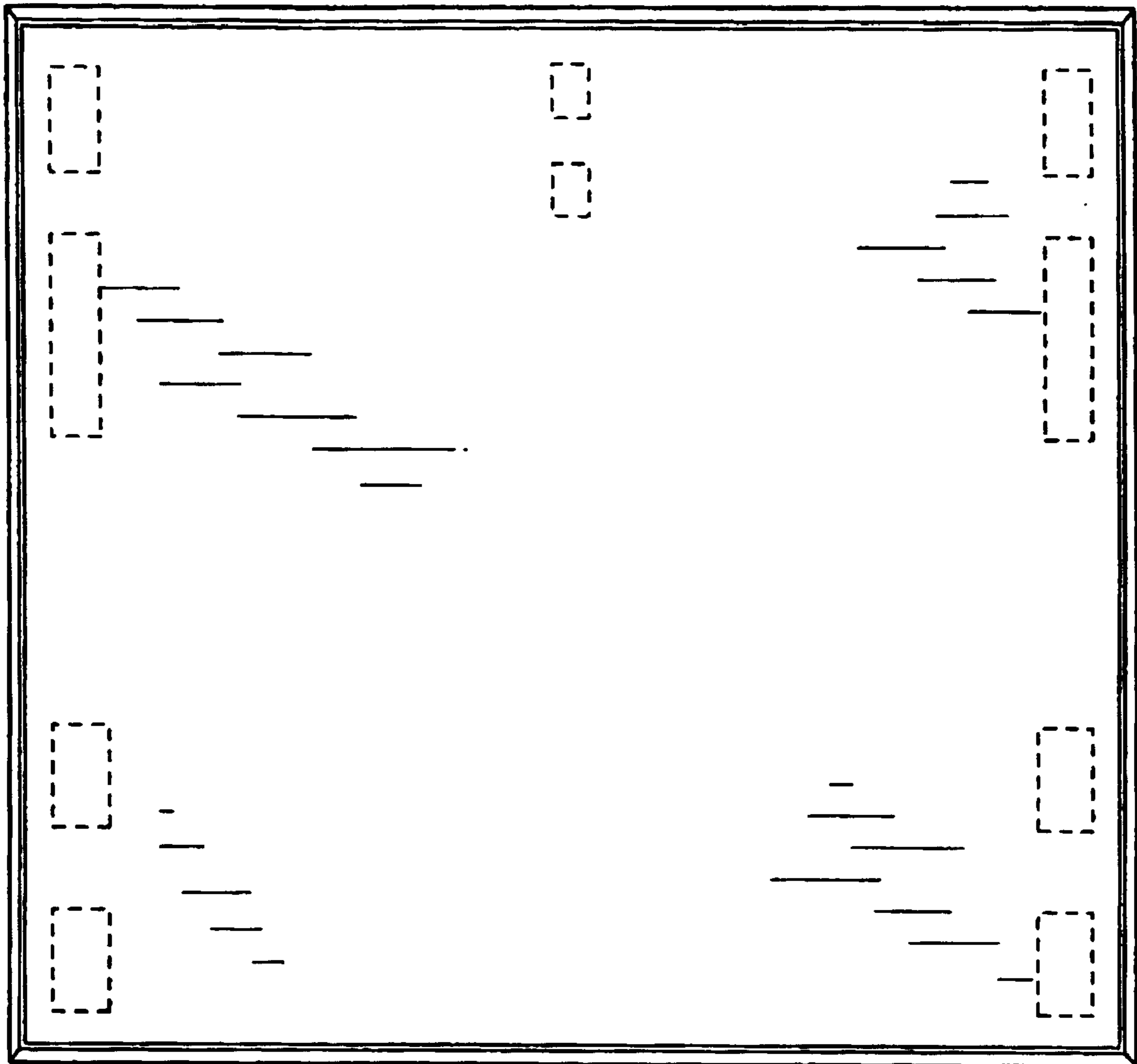


FIG. 7




FIG. 8



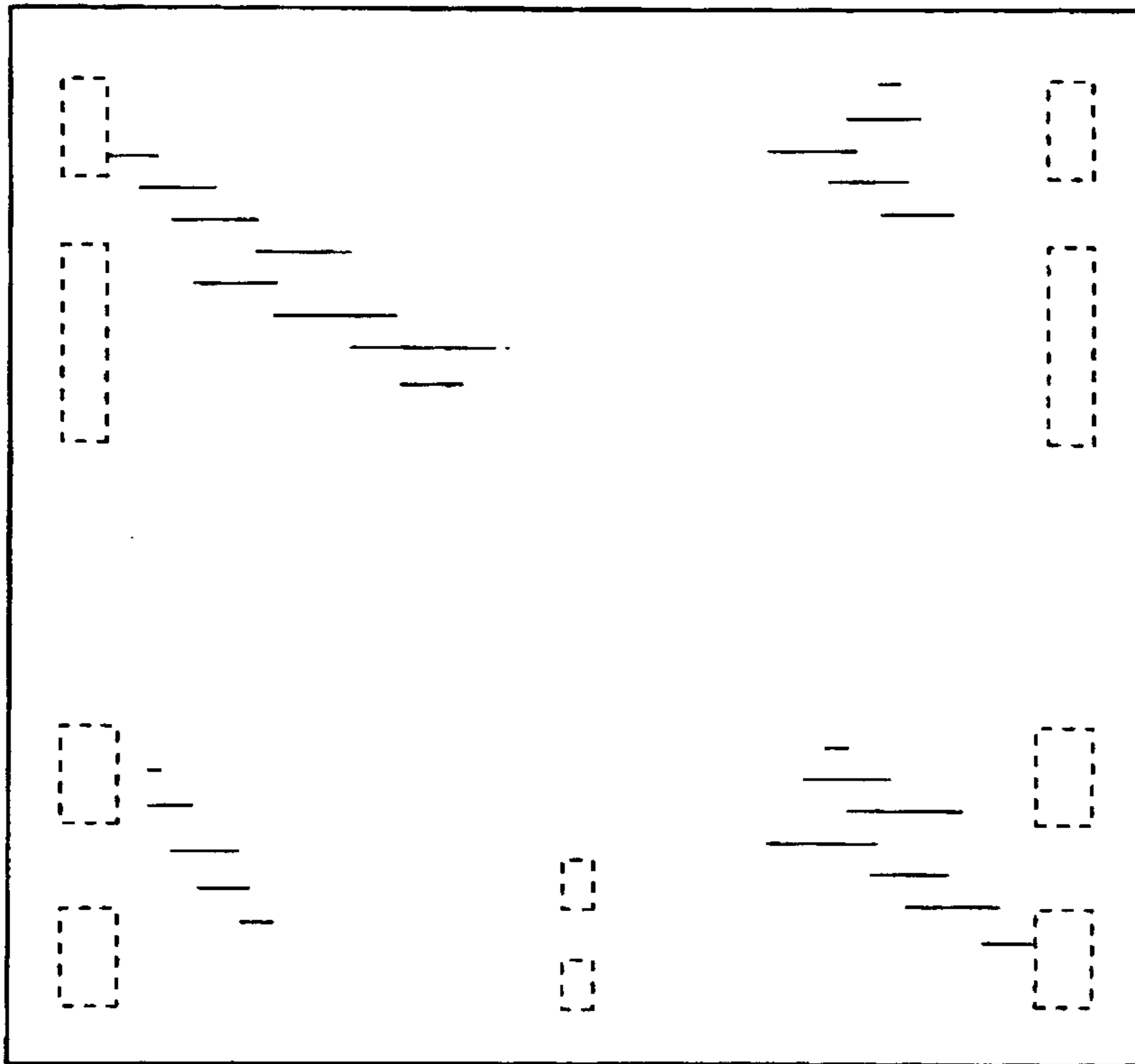


FIG. 9



FIG. 10