



US00D482175S

(12) **United States Design Patent**
Lissandre

(10) **Patent No.:** **US D482,175 S**

(45) **Date of Patent:** **** Nov. 11, 2003**

(54) **COUNTERJIB PART OF A TOWER CRANE**

(75) **Inventor:** **Michel Lissandre, Yzeure (FR)**

(73) **Assignee:** **Potain (FR)**

(**) **Term:** **14 Years**

(21) **Appl. No.:** **29/165,516**

(22) **Filed:** **Aug. 12, 2002**

(30) **Foreign Application Priority Data**

Feb. 11, 2002 (FR) 02 1004

(51) **LOC (7) Cl.** **12-05**

(52) **U.S. Cl.** **D34/33**

(58) **Field of Search** D34/28, 33, 35,
D34/36; 212/223, 255, 253, 160, 231, 195,
196; 414/718

(56) **References Cited**

U.S. PATENT DOCUMENTS

2,035,044	A	*	3/1936	Carle	212/223
2,036,386	A	*	4/1936	Andersen	212/195
2,277,235	A	*	3/1942	Kidder	212/195
2,591,974	A	*	4/1952	Smith	212/223
2,804,949	A	*	9/1957	Woolslayer et al.	52/118
3,399,785	A	*	9/1968	Mork	212/298
4,061,230	A	*	12/1977	Goss et al.	212/179

4,524,875	A	*	6/1985	Jamieson	212/239
4,555,032	A	*	11/1985	Mick et al.	212/302
4,769,932	A	*	9/1988	Kalve	37/397
5,035,337	A	*	7/1991	Juergens	212/196
5,586,667	A	*	12/1996	Landry	212/196
5,671,932	A	*	9/1997	Chapman	280/47.11
6,279,764	B1	*	8/2001	Stoof	212/177
D467,403	S	*	12/2002	Aquino	D34/33
6,499,611	B1	*	12/2002	Franzen et al.	212/196

* cited by examiner

Primary Examiner—Cynthia A. Ramirez

(74) *Attorney, Agent, or Firm*—Cantor Colburn LLP

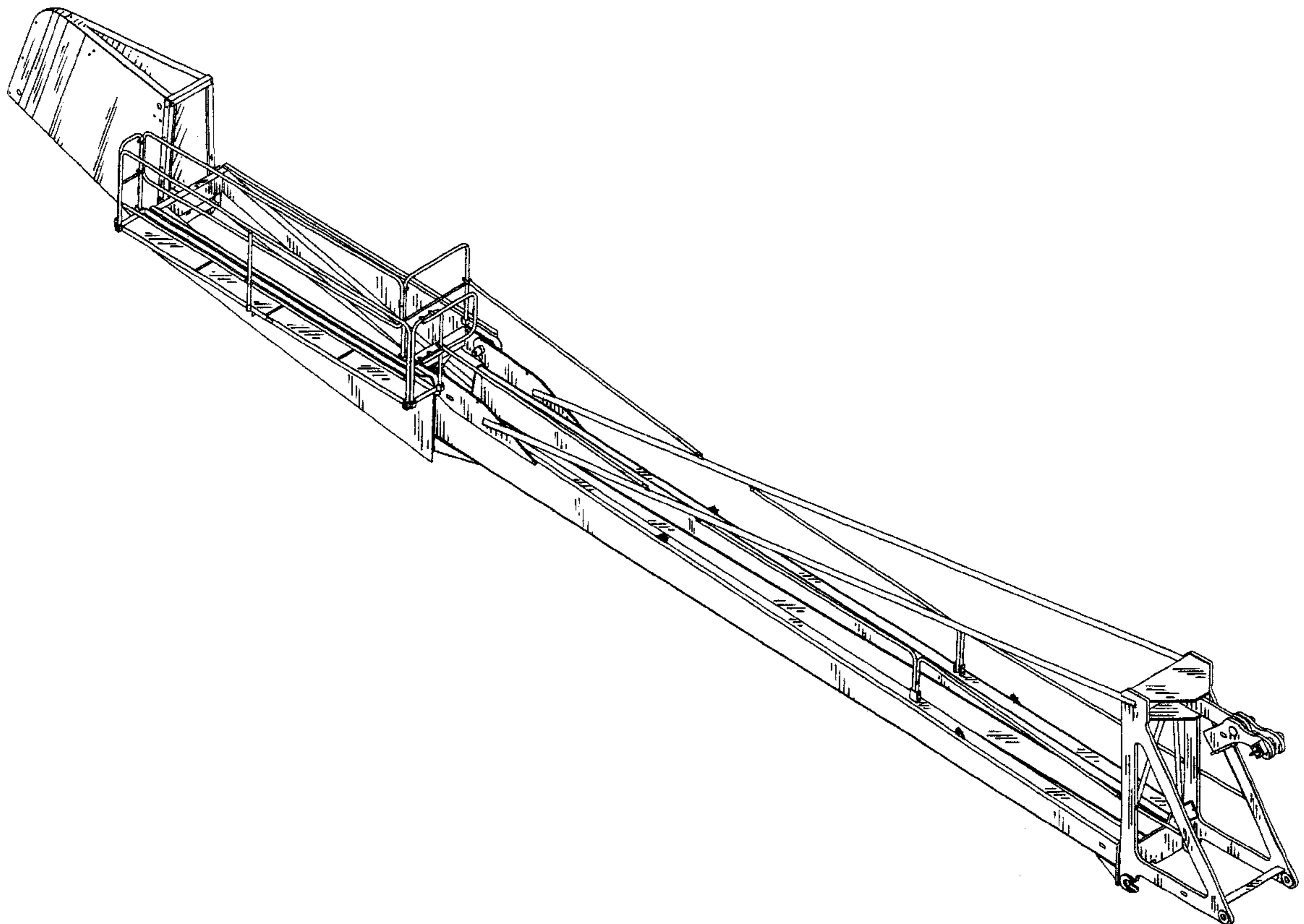
(57) **CLAIM**

The ornamental design for a counterjib part of a tower crane, as shown and described.

DESCRIPTION

FIG. 1 is a front perspective view of a counterjib part of a tower crane, showing my new design;
FIG. 2 is a first side elevational view thereof;
FIG. 3 is a second side elevational view thereof taken from the side opposite that of FIG. 2;
FIG. 4 is a top plan view thereof;
FIG. 5 is a bottom plan view thereof;
FIG. 6 is an enlarged rear elevational view thereof; and,
FIG. 7 is an enlarged front elevational view thereof.

1 Claim, 7 Drawing Sheets



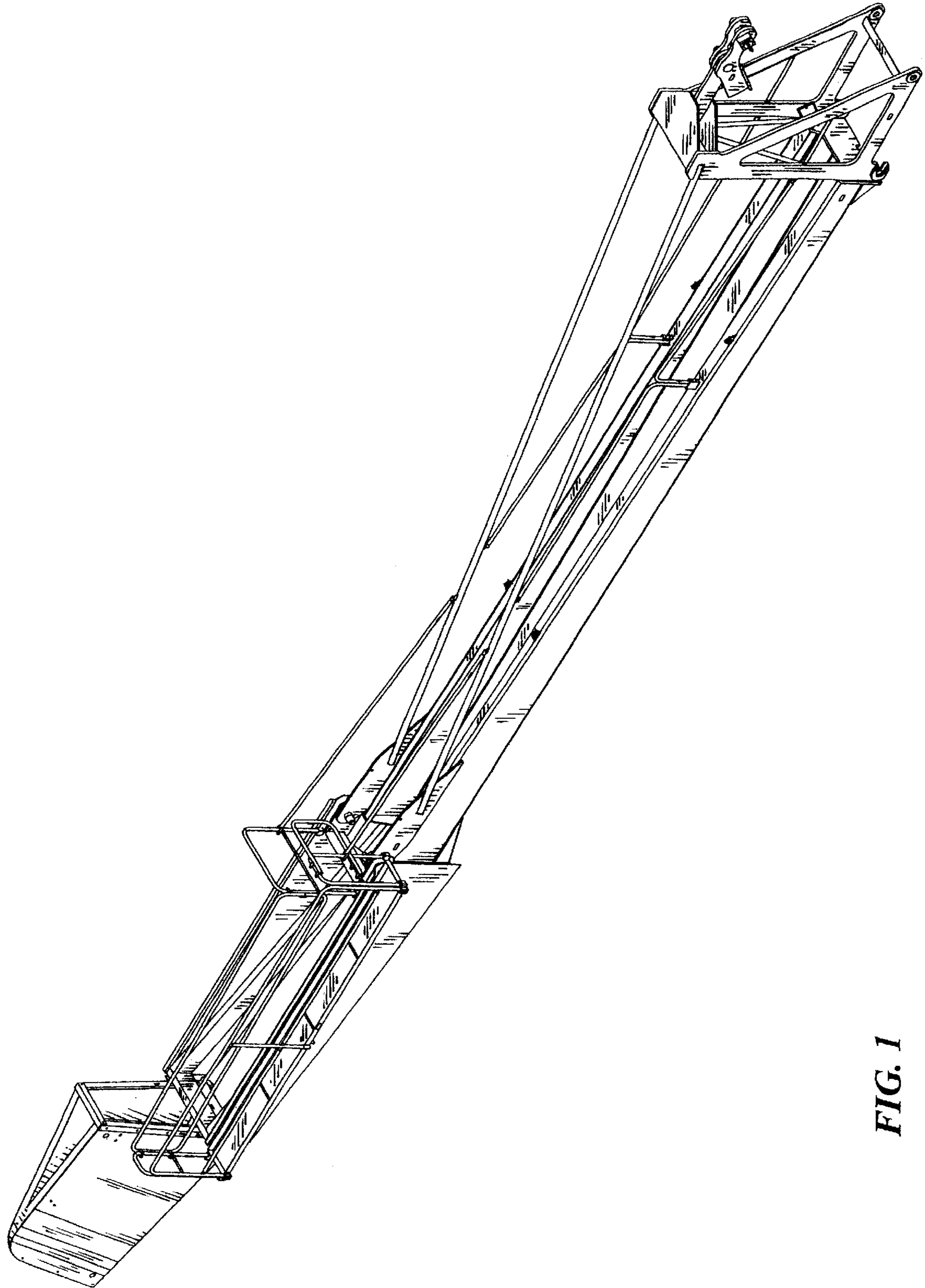


FIG. 1

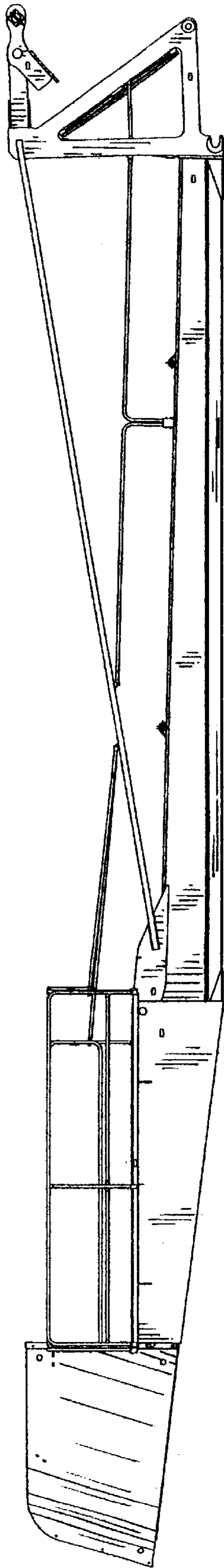


FIG. 2

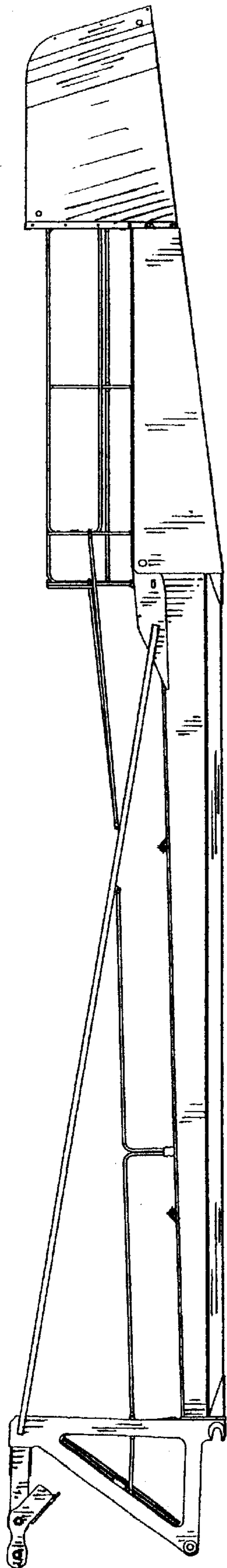


FIG. 3

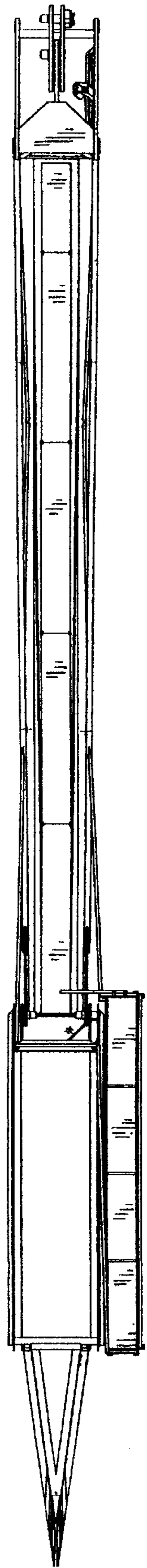


FIG. 4



FIG. 5

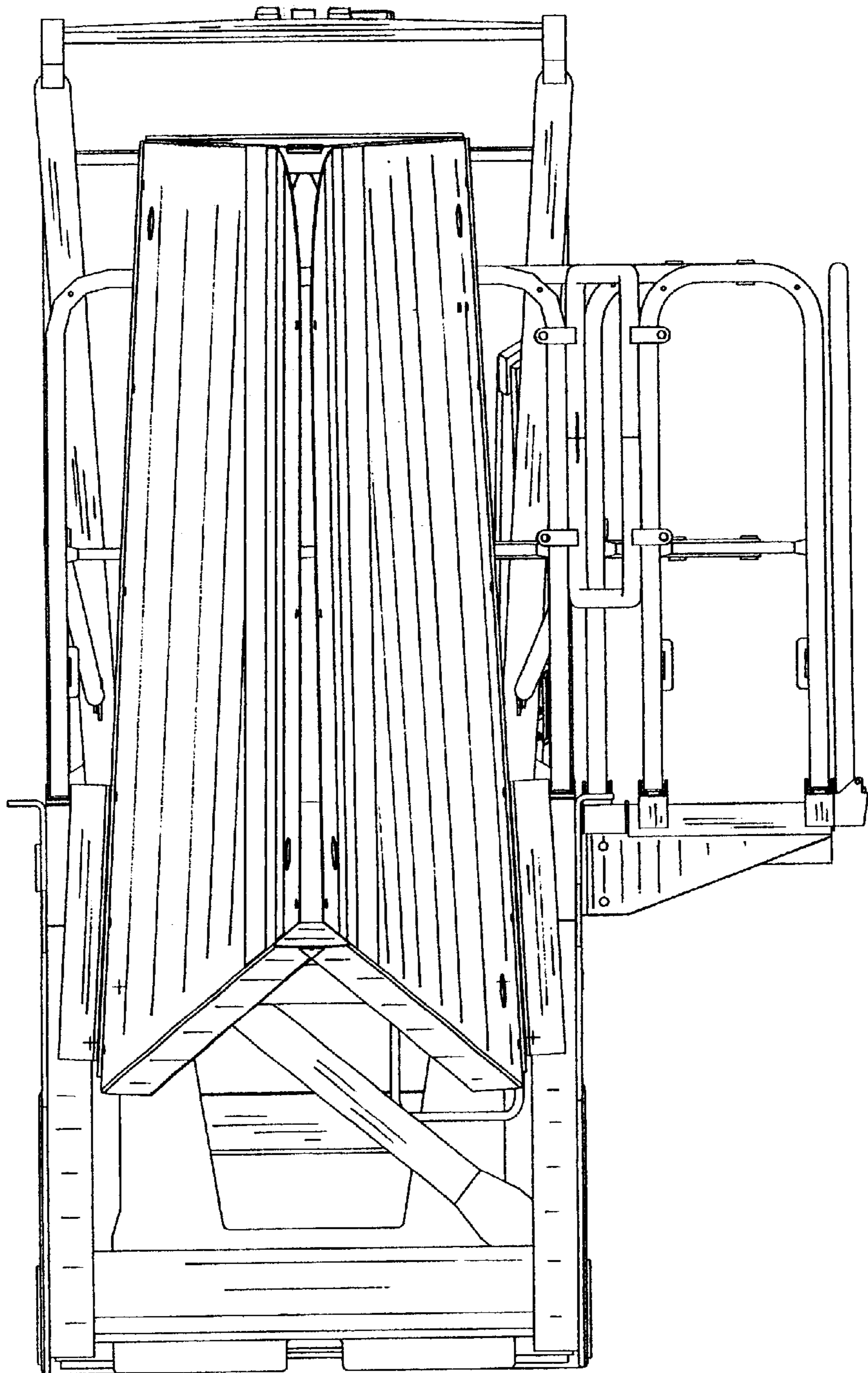


FIG. 6

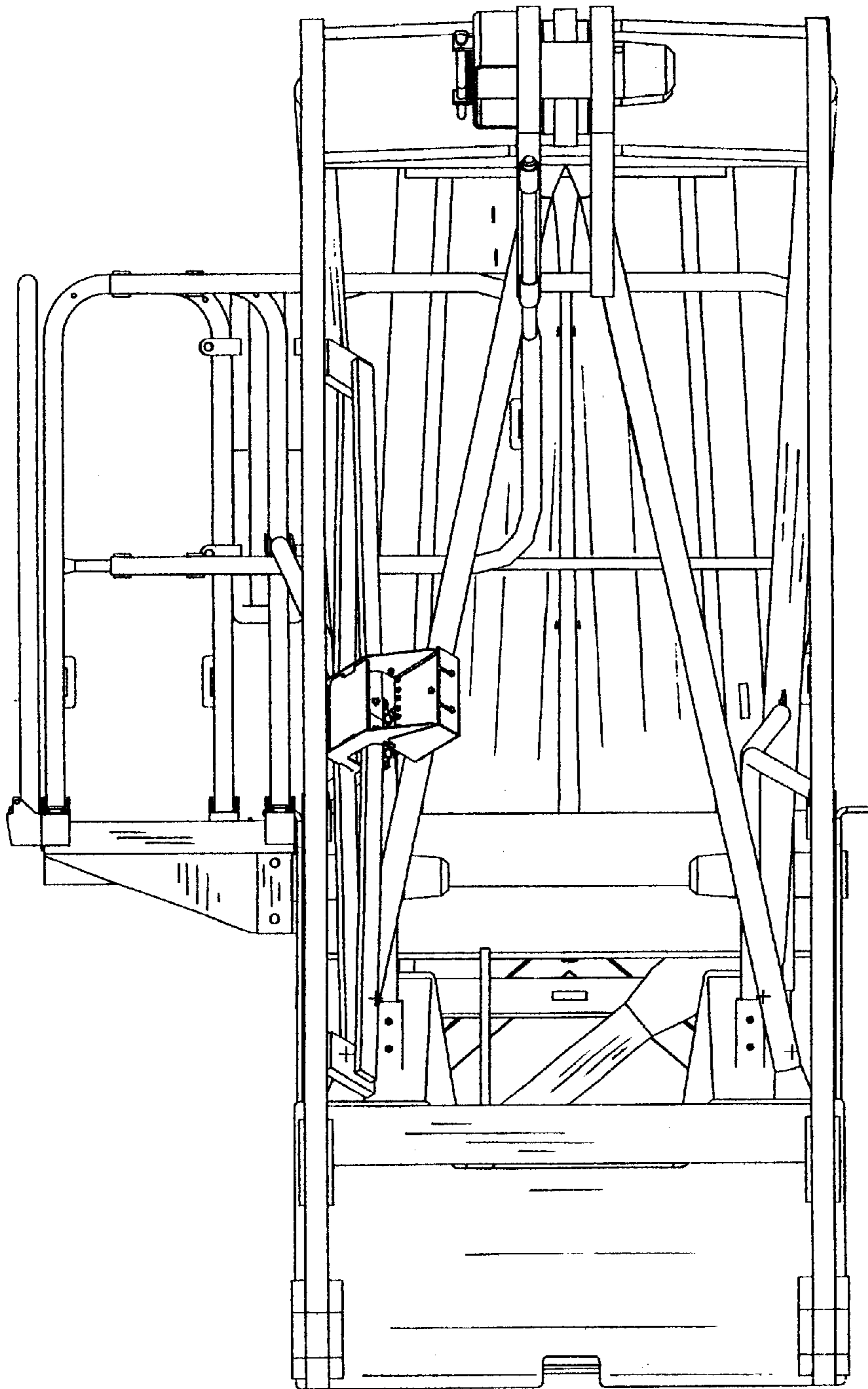


FIG. 7