



US00D482174S

(12) **United States Design Patent**  
**Xia et al.**

(10) **Patent No.:** **US D482,174 S**

(45) **Date of Patent:** **\*\* Nov. 11, 2003**

(54) **HOIST**

(75) Inventors: **Desheng Xia**, Nakakoma-gun (JP);  
**Takayoshi Nakamura**, Nakakoma-gun (JP)

(73) Assignee: **Kito Corporation**, Yamanishi (JP)

(\*\*) Term: **14 Years**

(21) Appl. No.: **29/165,074**

(22) Filed: **Aug. 6, 2002**

(30) **Foreign Application Priority Data**

Feb. 6, 2002 (JP) ..... 2002-002777

(51) **LOC (7) Cl.** ..... **12-05**

(52) **U.S. Cl.** ..... **D34/33**

(58) **Field of Search** ..... D34/28, 33, 35;  
254/382, 374, 356, 380; 294/82.11

(56) **References Cited**

**U.S. PATENT DOCUMENTS**

- 1,591,362 A \* 7/1926 Coffing ..... 254/369
- 1,971,498 A \* 8/1934 Norling ..... 242/379
- 2,152,969 A \* 4/1939 Nash ..... 242/382.4
- 2,165,984 A \* 7/1939 Schroeder ..... 254/368
- 2,211,873 A \* 8/1940 Whitcomb ..... 254/342
- 2,243,358 A \* 5/1941 Robins ..... 254/356
- 2,427,926 A \* 9/1947 Schroeder ..... 59/95
- D153,013 S \* 3/1949 Parker ..... D34/33
- 2,884,800 A \* 5/1959 Carroll ..... 74/425
- 3,051,447 A \* 8/1962 Ahlbin ..... 254/347
- D199,989 S \* 1/1965 Hoff ..... D34/33
- 3,258,248 A \* 6/1966 Lerch et al. .... 254/369
- 4,260,136 A \* 4/1981 Harman et al. .... 254/380
- 4,434,974 A \* 3/1984 LaCount ..... 254/360

- D295,104 S \* 4/1988 Pancook ..... D34/33
- D309,969 S \* 8/1990 Tamura ..... D34/33
- D313,299 S \* 12/1990 Tupper ..... D34/33
- 5,002,259 A \* 3/1991 Manning et al. .... 254/350
- D315,976 S \* 4/1991 Shieh ..... D34/33
- D347,508 S \* 5/1994 Kubota et al. .... D34/35
- D348,758 S \* 7/1994 Lichtenvort ..... D34/33
- D377,555 S \* 1/1997 Ueno ..... D34/33
- D411,364 S \* 6/1999 Sasaki et al. .... D34/33
- 6,019,353 A \* 2/2000 Atfield ..... 254/278
- D438,358 S \* 2/2001 Huang ..... D34/33
- D439,722 S \* 3/2001 Huang ..... D34/33
- D459,048 S \* 6/2002 Leemans ..... D34/33
- D472,030 S \* 3/2003 Lee ..... D34/33

**FOREIGN PATENT DOCUMENTS**

JP 1035896 4/1999

\* cited by examiner

*Primary Examiner*—Cynthia E. Ramirez

(74) *Attorney, Agent, or Firm*—Staas & Halsey LLP

(57) **CLAIM**

The ornamental design for a hoist, as shown and described.

**DESCRIPTION**

FIG. 1 is a perspective view of a hoist showing our new designs;

FIG. 2 is a front elevational view of FIG. 1;

FIG. 3 is a rear elevational view of FIG. 1;

FIG. 4 is a left side elevational view of FIG. 1;

FIG. 5 is a right side elevational view of FIG. 1;

FIG. 6 is a top plan view of FIG. 1; and,

FIG. 7 is a bottom plan view of FIG. 1.

The broken line showing in the figures is for illustrative purposes only and forms no part of the claimed design.

**1 Claim, 4 Drawing Sheets**

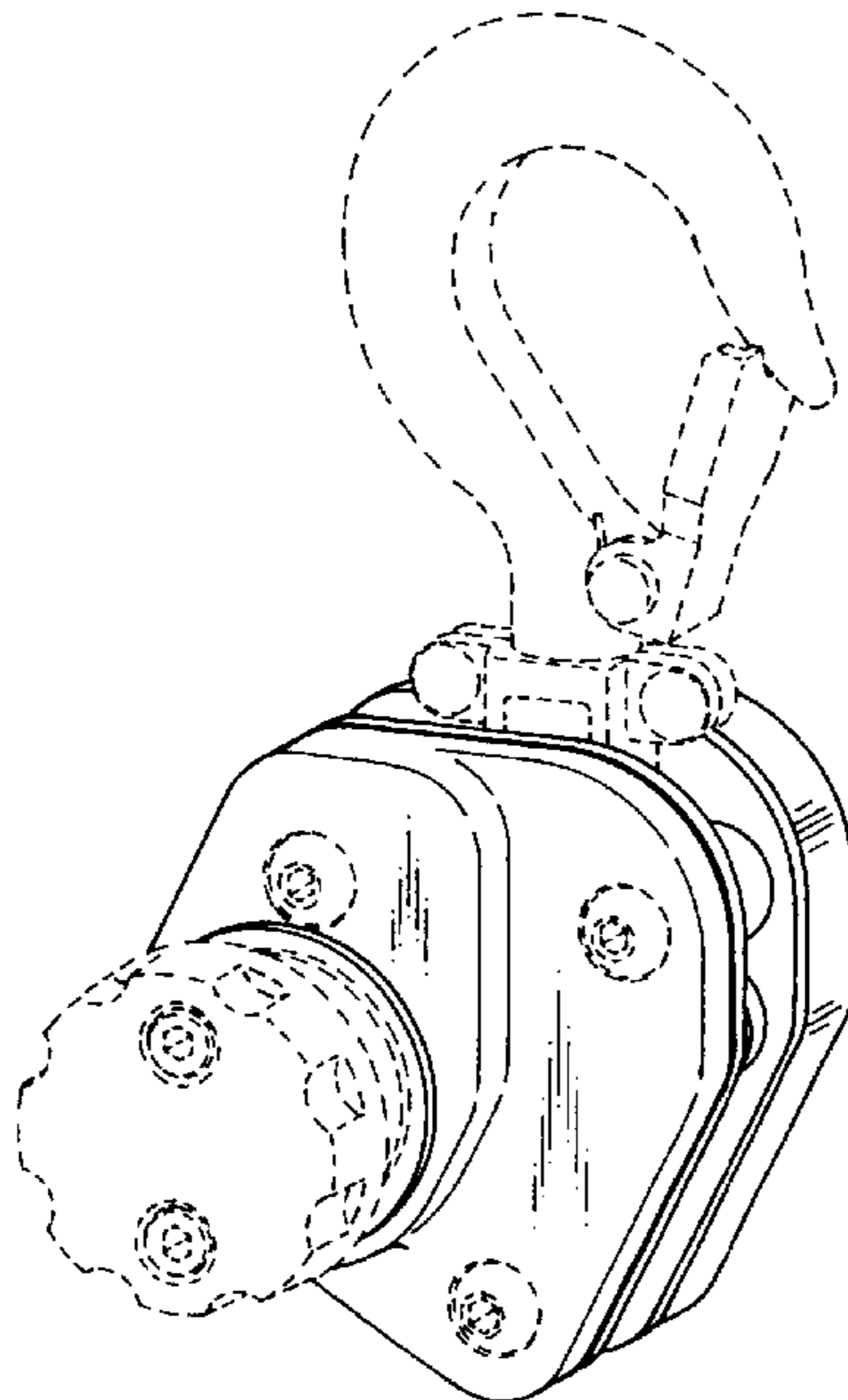


Fig. 1

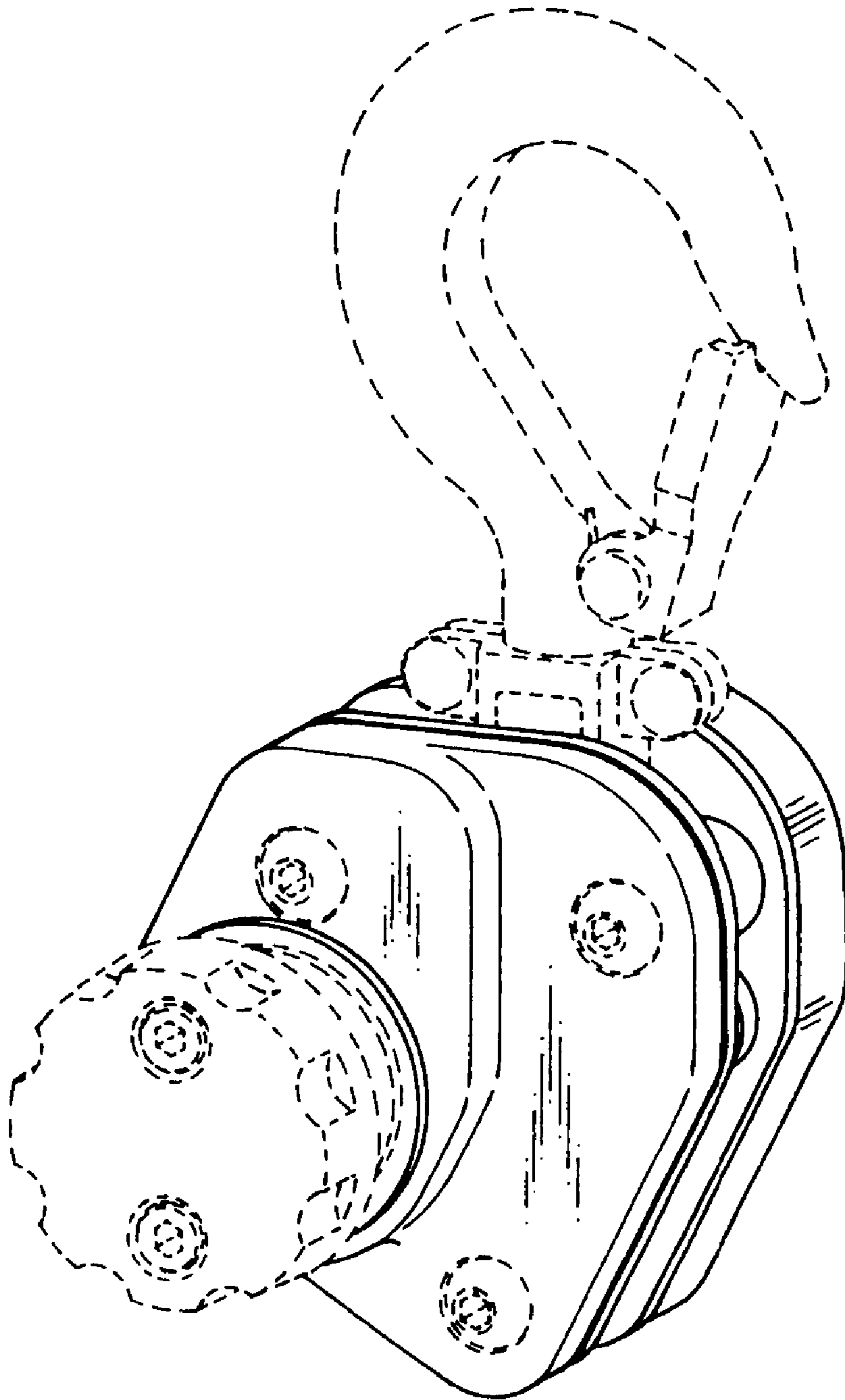


Fig.2

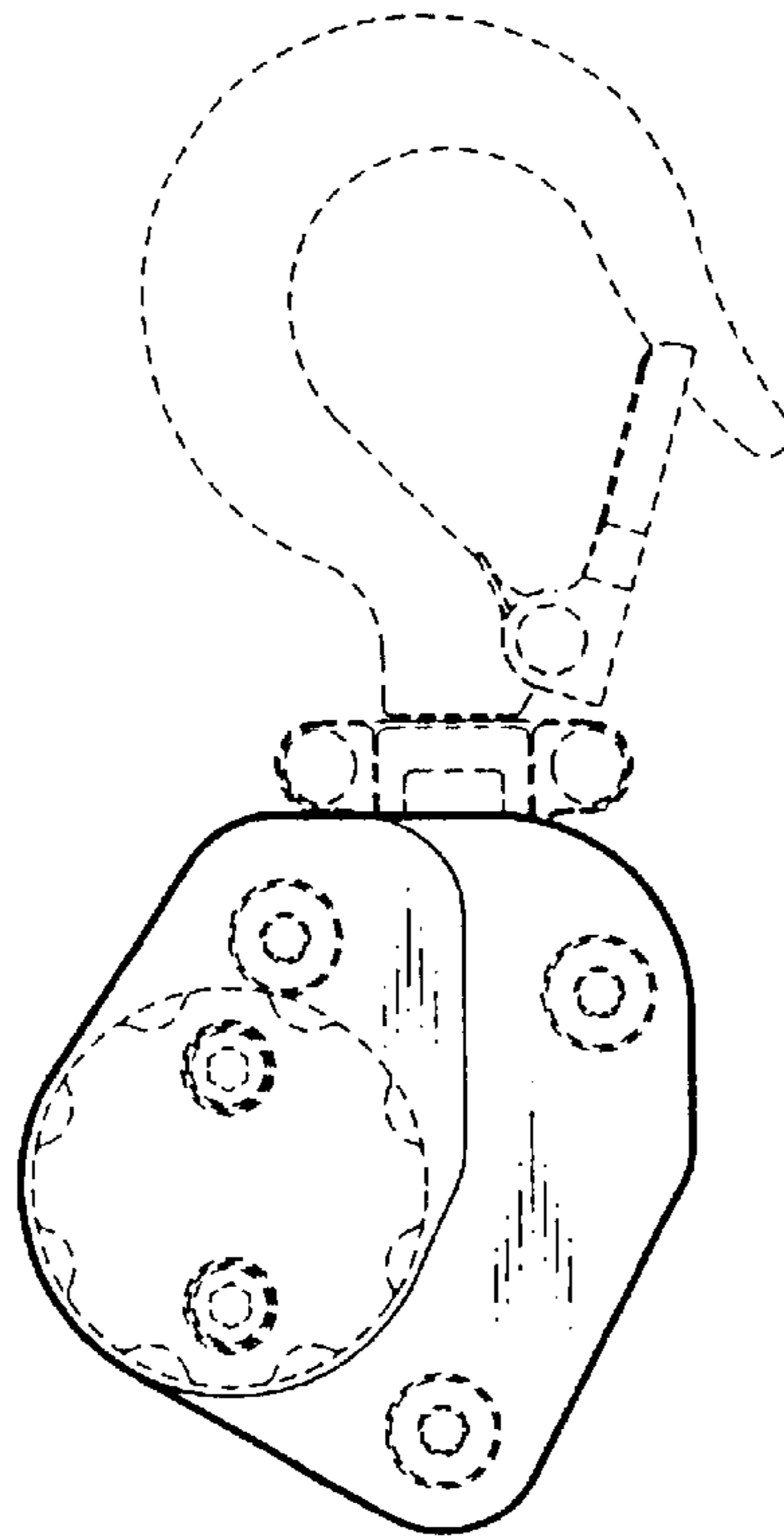


Fig.3

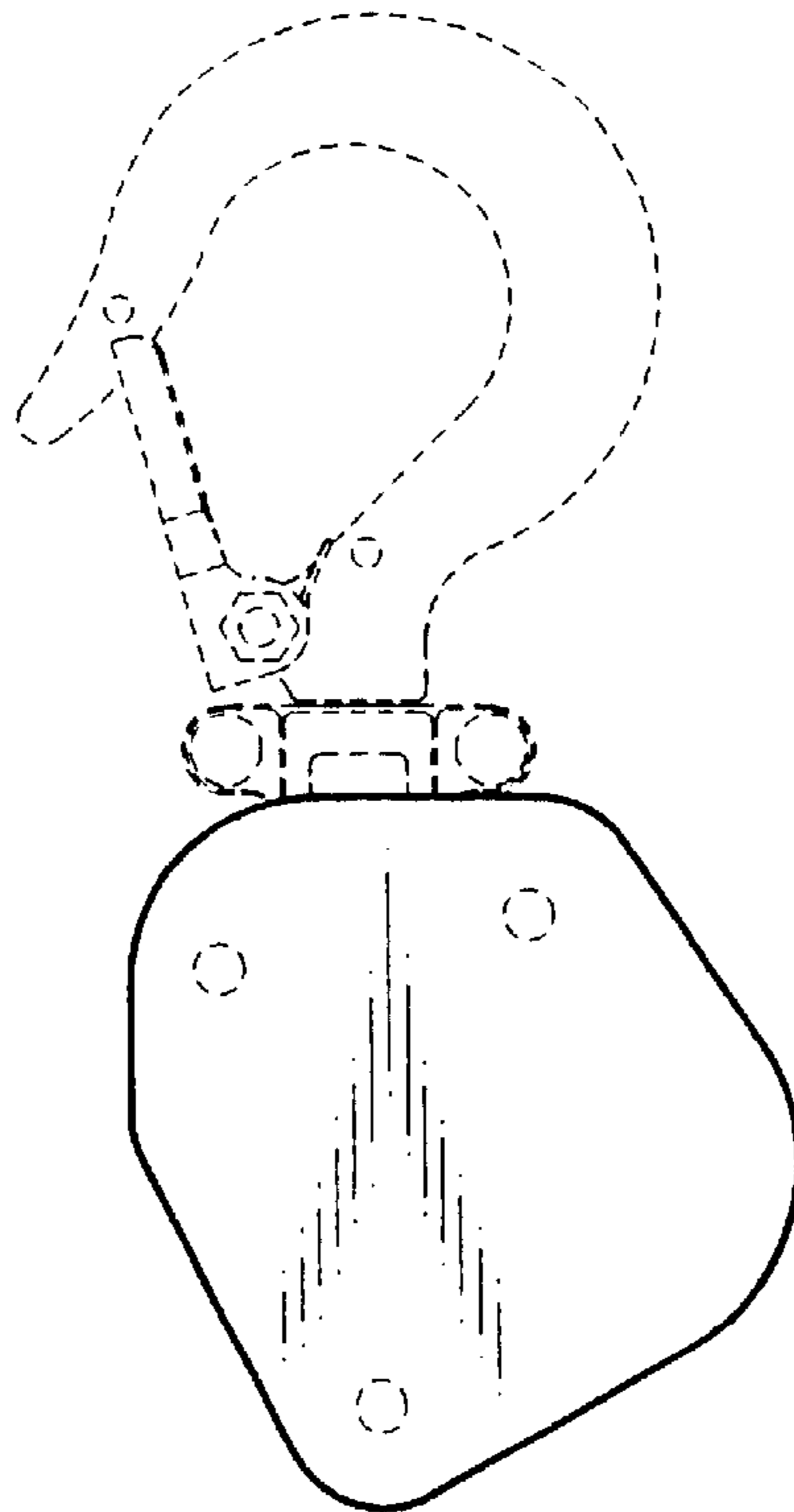


Fig.4

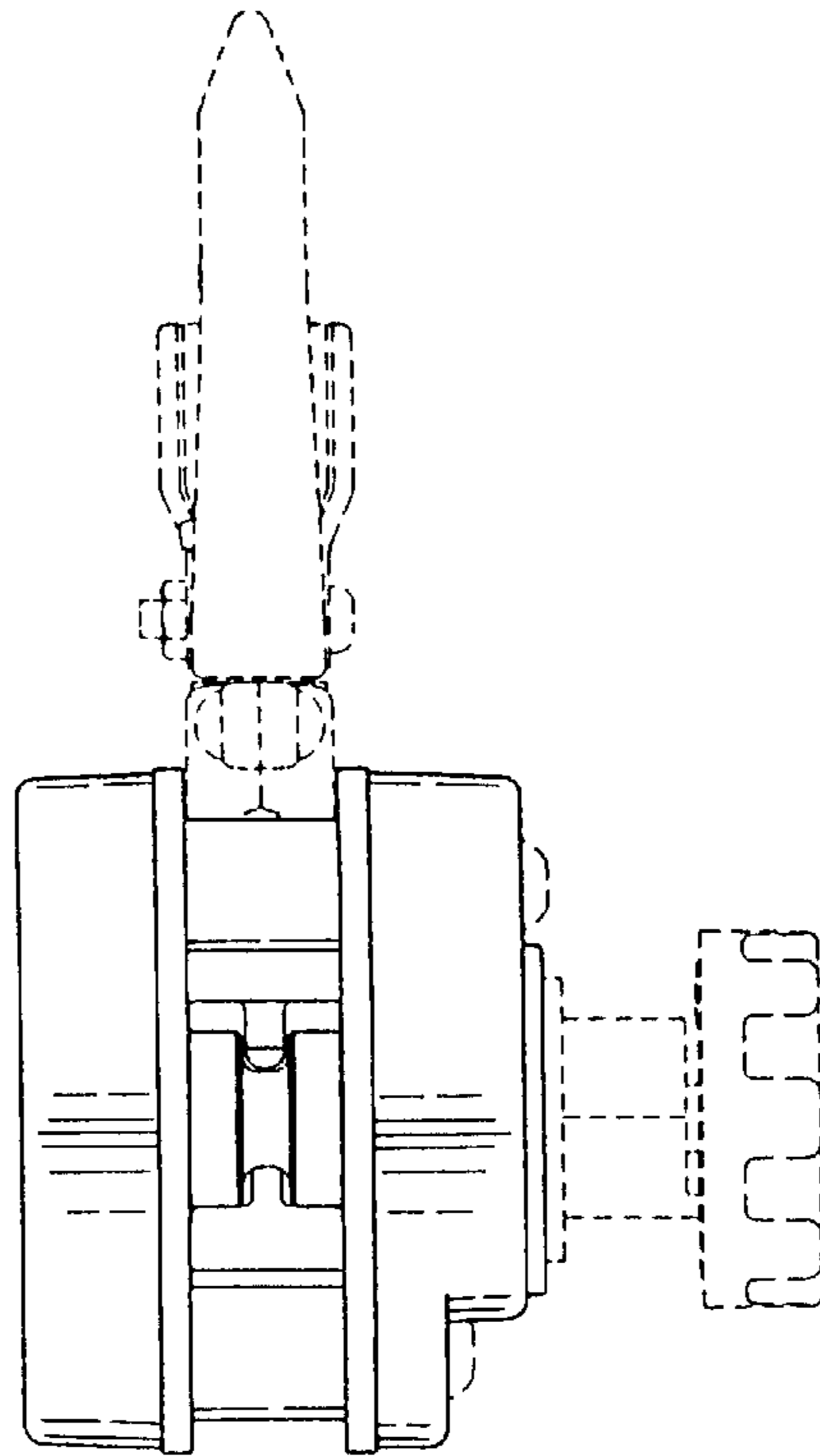


Fig.5

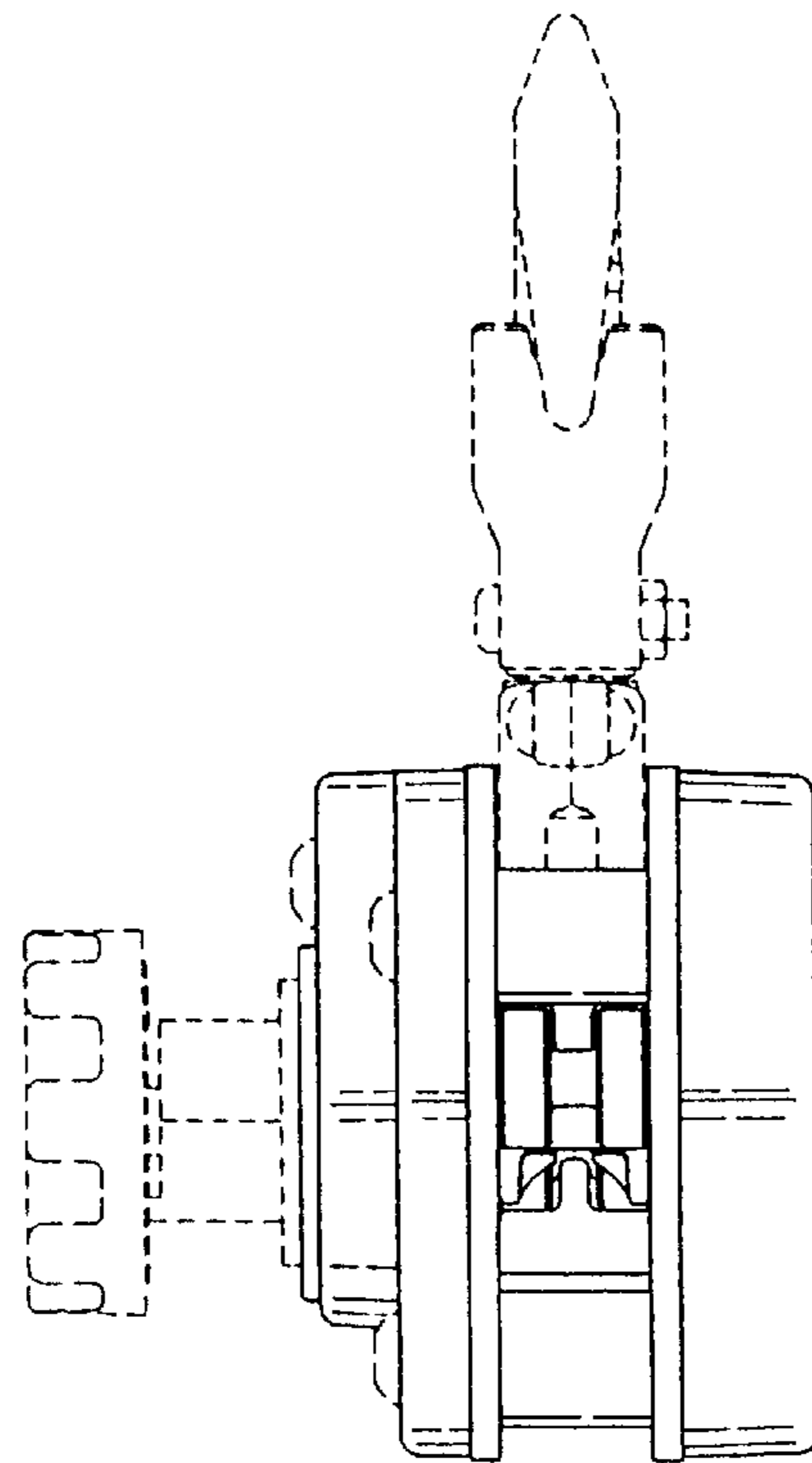


Fig.6

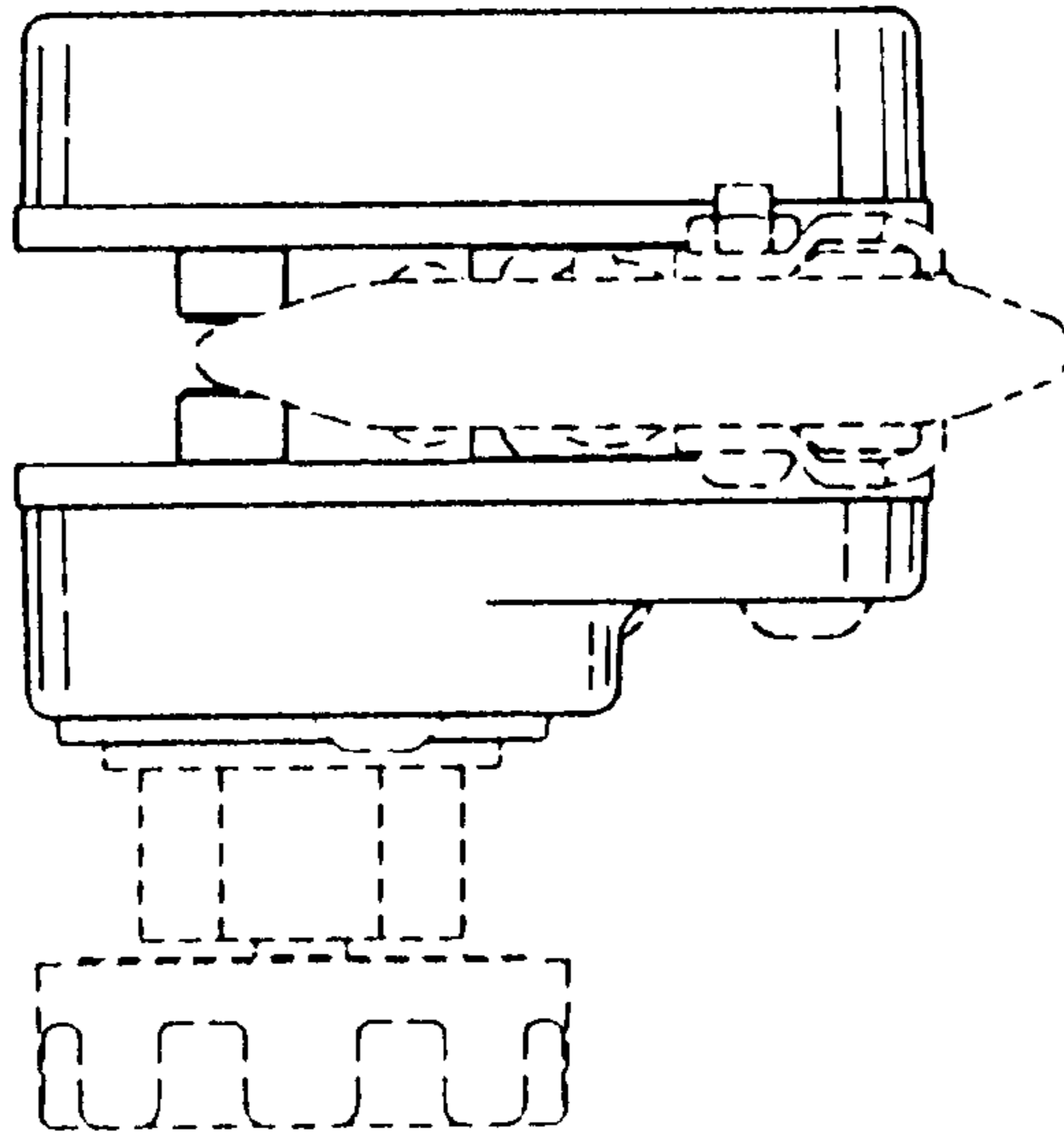


Fig.7

