



US00D482173S

(12) **United States Design Patent**  
**Van Landingham, Jr.**

(10) **Patent No.:** **US D482,173 S**

(45) **Date of Patent:** **\*\* Nov. 11, 2003**

(54) **DRAWERS**

(75) **Inventor:** **Alfred Reneau Van Landingham, Jr.,**  
Stephens City, VA (US)

(73) **Assignee:** **Rubbermaid Commercial Products**  
LLC, Winchester, VA (US)

(\*\*) **Term:** **14 Years**

(21) **Appl. No.:** **29/175,566**

(22) **Filed:** **Feb. 7, 2003**

(51) **LOC (7) Cl.** ..... **12-02**

(52) **U.S. Cl.** ..... **D34/27; D6/446**

(58) **Field of Search** ..... **D34/12-27; D6/445,**  
**D6/446, 448; 280/641, 47.35, 79.3**

(56) **References Cited**

**U.S. PATENT DOCUMENTS**

D275,044 S	*	8/1984	Hampshire et al.	.....	D34/21
D366,749 S	*	1/1996	Carlson et al.	.....	D34/27
D366,750 S	*	1/1996	Daugherty	.....	D34/27
D367,381 S	*	2/1996	Licari	.....	D6/446
D370,572 S	*	6/1996	Lin	.....	D6/446
D372,378 S	*	8/1996	Kruger	.....	D6/448
D436,754 S	*	1/2001	Bellini	.....	D6/445
D461,067 S	*	8/2002	Frank et al.	.....	D6/446

**OTHER PUBLICATIONS**

Rubbermaid Commercial Products—Material Handling,  
<http://www.rubbermaidcommercial.com/user/pages/products.jsp?subSubCatID=1943610107&subCatID=144>.

Rubbermaid Commercial Products—Material Handling,  
<http://www.rubbermaidcommercial.com/user/pages/products.jsp?rcpno=4520>.

\* cited by examiner

*Primary Examiner*—Kay H. Chin

(74) *Attorney, Agent, or Firm*—Foley & Lardner

(57) **CLAIM**

The ornamental design for drawers, as shown and described.

**DESCRIPTION**

FIG. 1 is a frontal perspective view of an embodiment of the drawers according to my new design, the drawers being shown on a maintenance cart shown in broken lines;

FIG. 2 is a rear elevation view of the drawers shown in FIG. 1;

FIG. 3 is a front elevation view of the drawers shown in FIG. 1;

FIG. 4 is a left side elevation view of the drawers shown in FIG. 1;

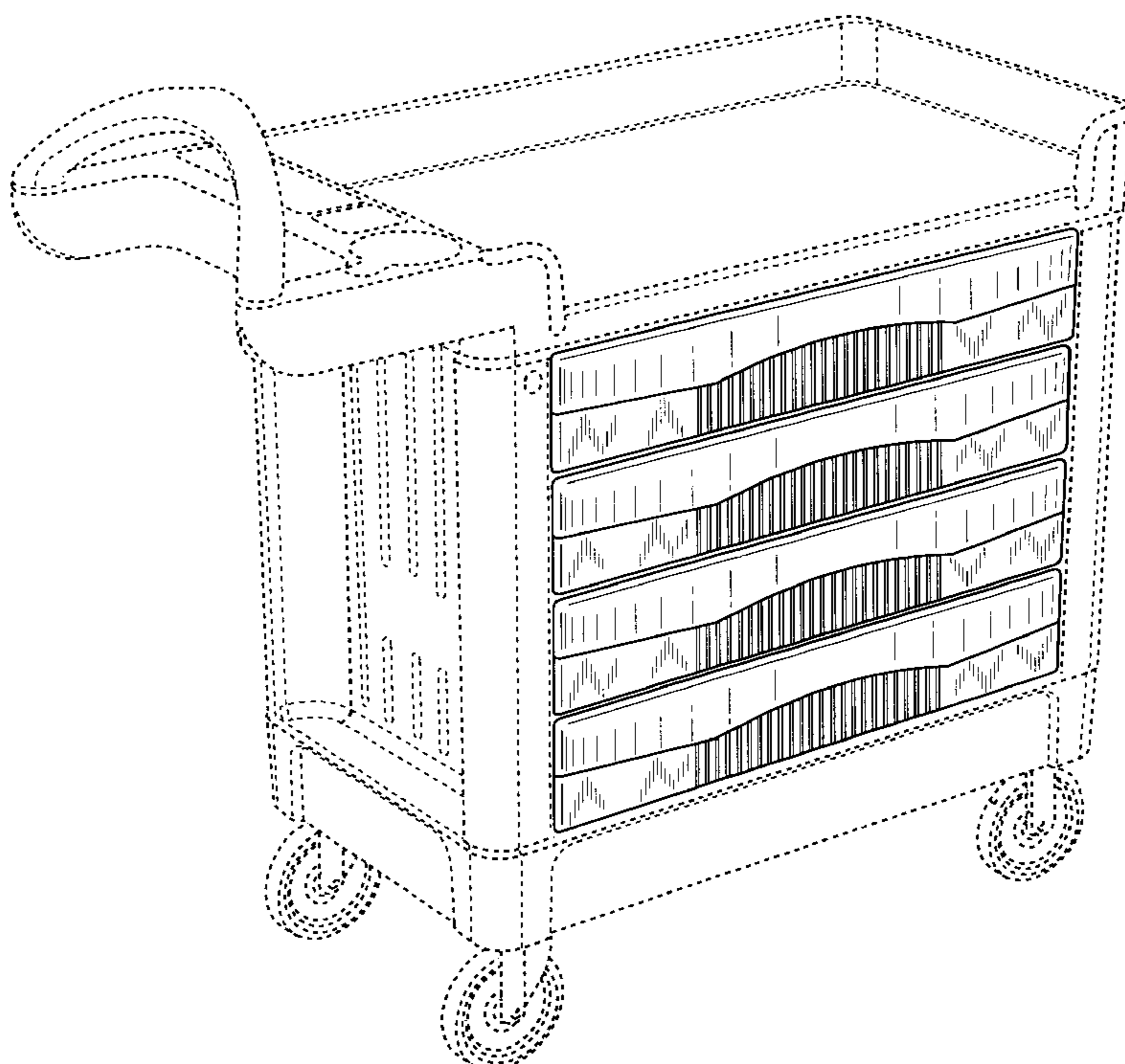
FIG. 5 is a right side elevation view of the drawers shown in FIG. 1;

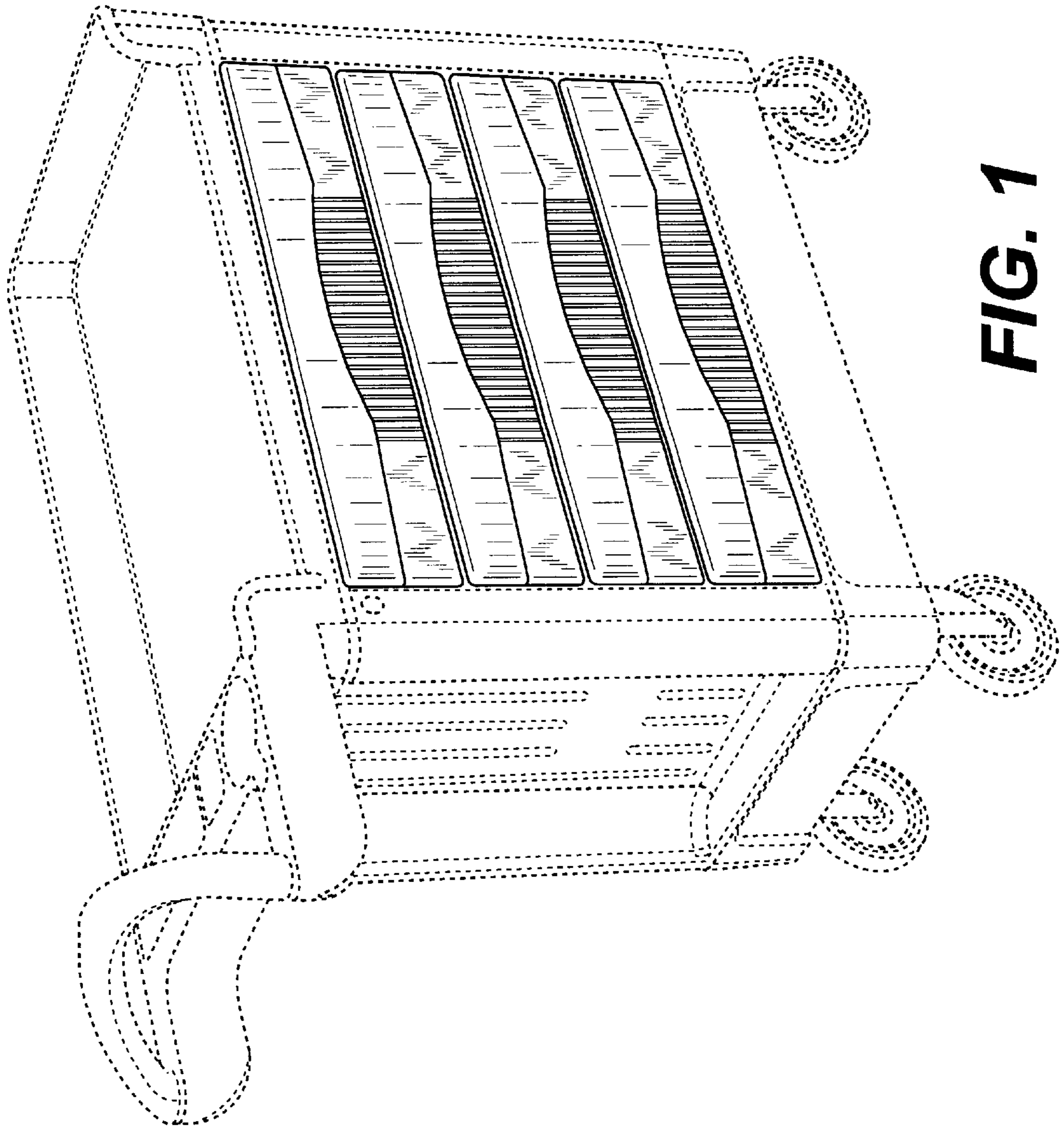
FIG. 6 is a top plan view of the drawers shown in FIG. 1; and,

FIG. 7 is a bottom plan view of the drawers shown in FIG. 1.


The ornamental design which is claimed is shown in solid lines in the drawings. Any broken lines in the drawings are for illustrative purposes only and form no part of the claimed design.

**1 Claim, 7 Drawing Sheets**






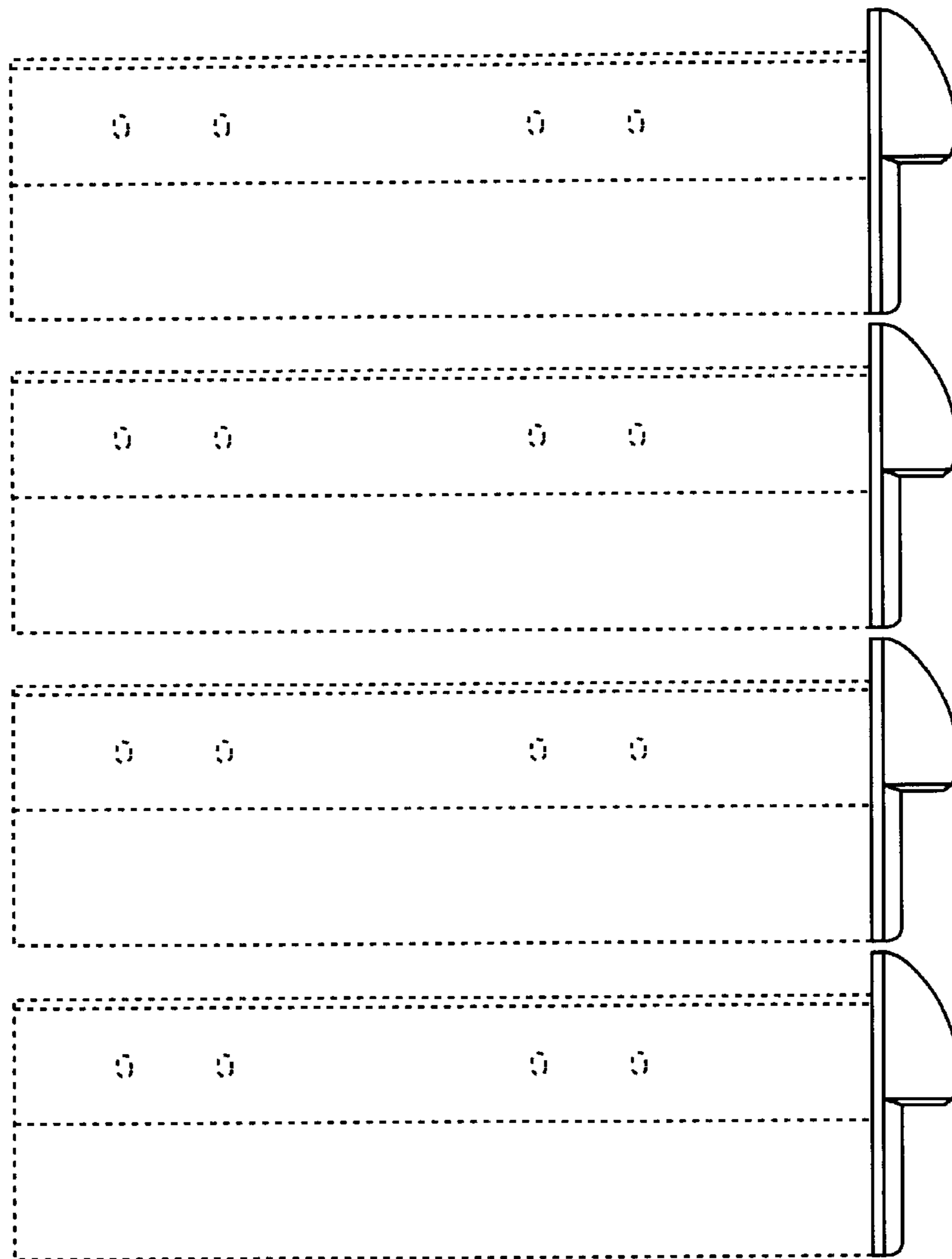
**FIG. 1**



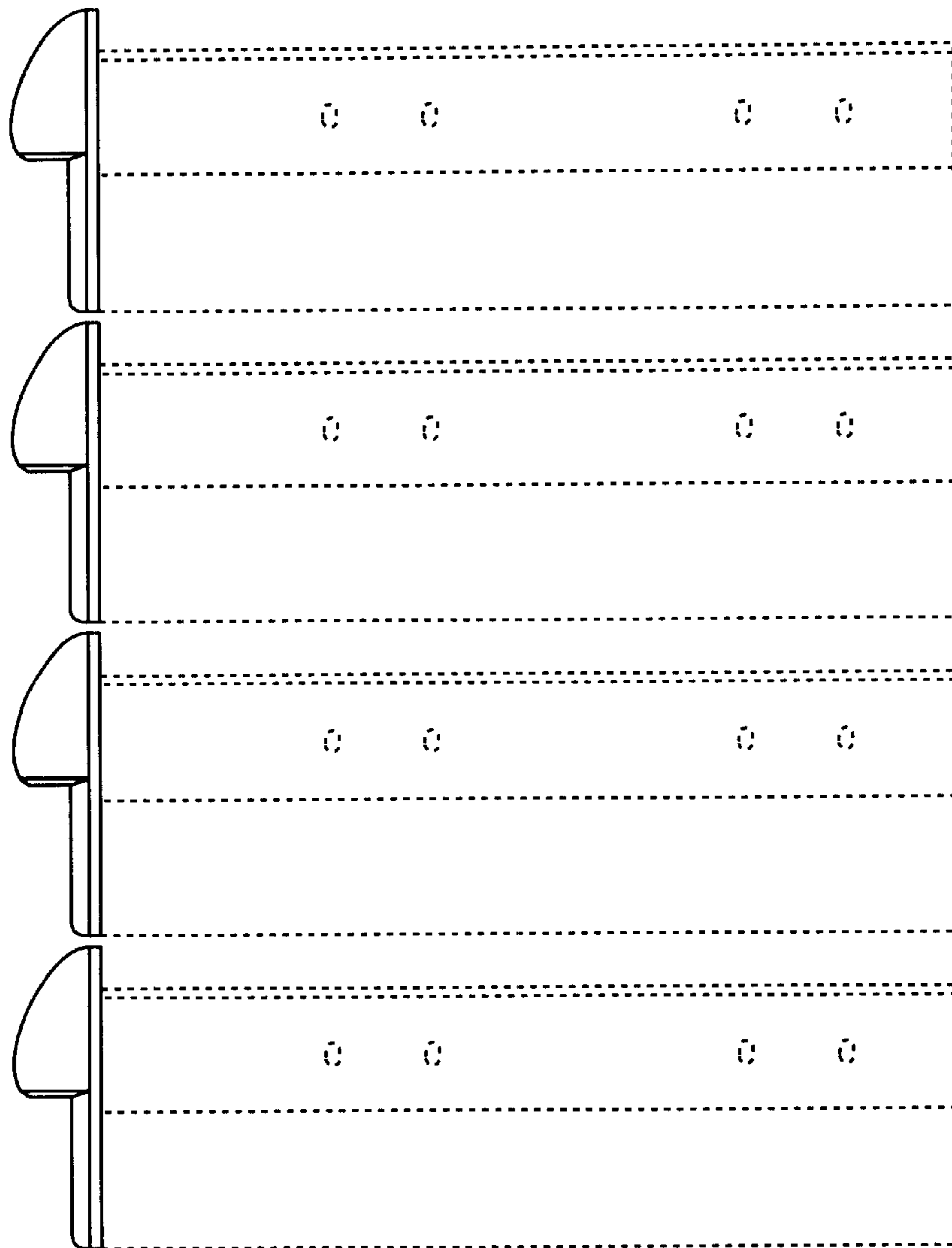
**FIG. 2**



**FIG. 3**




**FIG. 4**

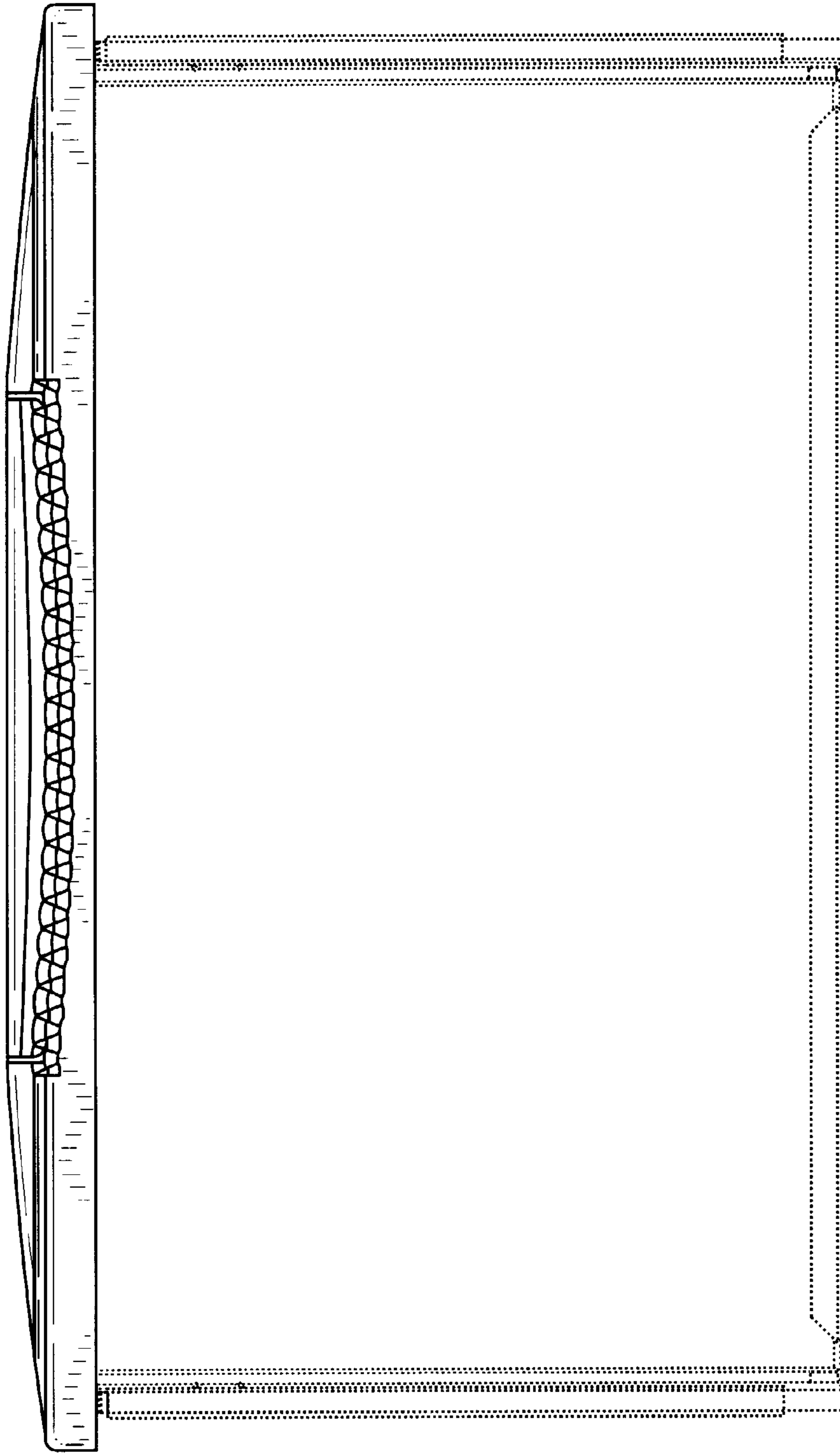


**FIG. 5**





**FIG. 6**



**FIG. 7**