



US00D482156S

(12) **United States Design Patent**  
**Kuelbs et al.**

(10) **Patent No.:** **US D482,156 S**

(45) **Date of Patent:** **\*\* Nov. 11, 2003**

(54) **TOP PORTION OF LAMP OR HANGABLE ACCESSORY**

(75) Inventors: **Gregory G. Kuelbs**, Westlake, TX (US); **Zhongxing Zhou**, Ronggui (CN)

(73) Assignee: **World Factory, Inc.**, Southlake, TX (US)

(\*\*) Term: **14 Years**

(21) Appl. No.: **29/165,526**

(22) Filed: **Aug. 9, 2002**  
(Under 37 CFR 1.47)

(51) **LOC (7) Cl.** ..... **26-99**  
(52) **U.S. Cl.** ..... **D26/113; D26/67**  
(58) **Field of Search** ..... D26/67, 68, 72,  
D26/80-92, 113, 118, 128, 129; 362/147,  
153, 153.1, 159, 363, 367, 368, 404-408,  
431, 432

(56) **References Cited**

**U.S. PATENT DOCUMENTS**

D66,189 S	*	12/1924	Jaeger	.....	D26/87
D302,327 S	*	7/1989	DiCola	.....	D26/67
D353,906 S	*	12/1994	Hsu	.....	D26/87
D354,150 S	*	1/1995	Porter	.....	D26/113
D445,524 S		7/2001	Chen	.....	D26/72
D466,639 S	*	12/2002	Kuelbs	.....	D26/67
D468,470 S	*	1/2003	Chen	.....	D26/67
D470,963 S	*	2/2003	Cheong	.....	D26/67

**OTHER PUBLICATIONS**

CENS Lighting Oct. 2002; p. 121; item circled at top left of page.\*

CENS Lighting Apr. 2002; p. 116; Item#SL172PW.\*

\* cited by examiner

*Primary Examiner*—Clare E. Heflin

(74) *Attorney, Agent, or Firm*—Melvin A. Hunn; Hill & Hunn, LLP

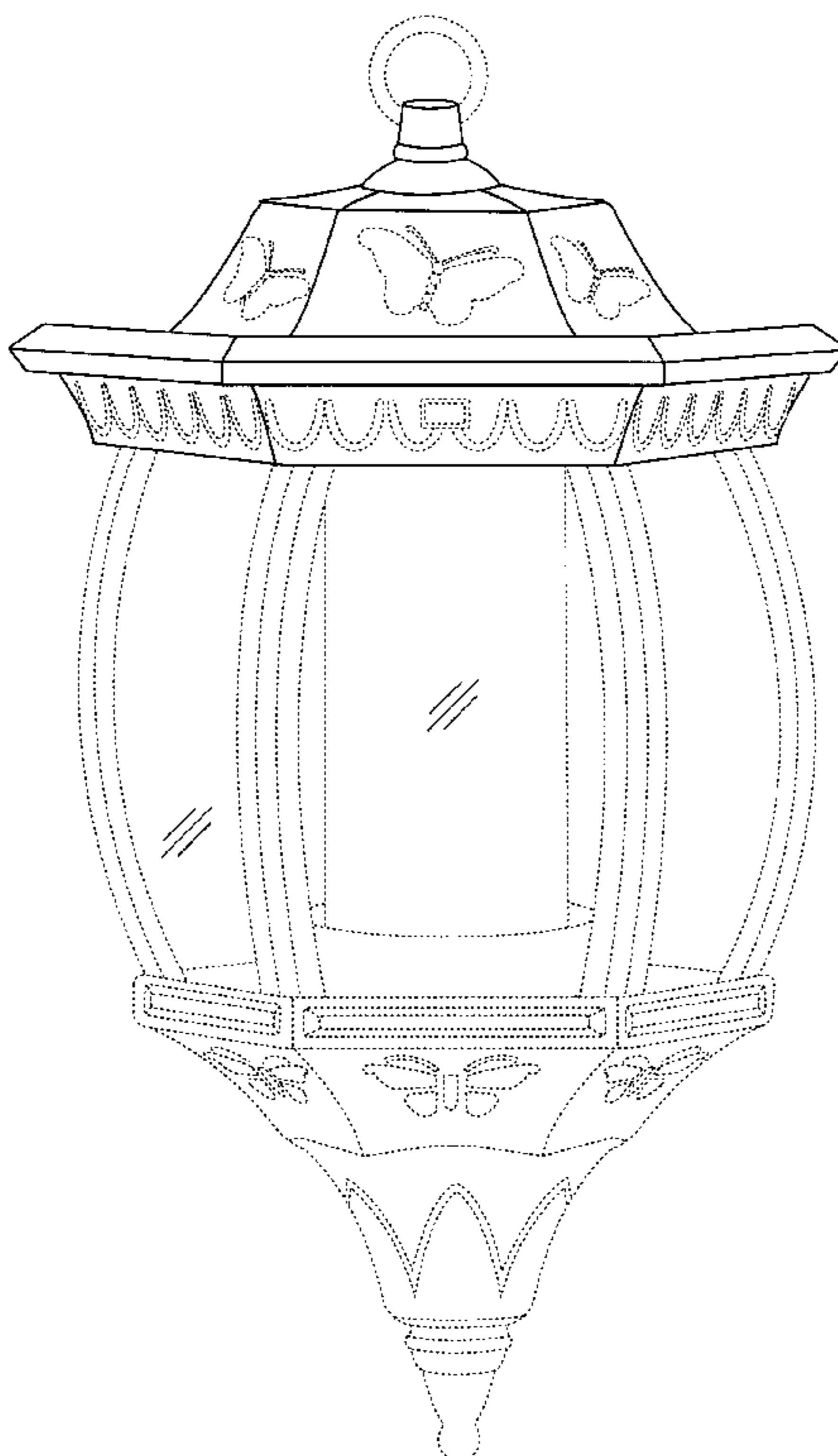
(57) **CLAIM**

The ornamental design for a top portion of lamp or hangable accessory, as shown and described.

**DESCRIPTION**

FIG. 1 is a perspective view of the top portion of lamp or hangable accessory according to the present invention. FIG. 2 is a front view of the top portion of lamp or hangable accessory according to the present invention. FIG. 3 is a rear view of the top portion of lamp or hangable accessory according to the present invention. FIG. 4 is a right side view of the top portion of lamp or hangable accessory according to the present invention. The left side view is identical to the right side view; and, FIG. 5 is a top view of the top portion of lamp or hangable accessory according to the present invention; and, FIG. 6 is a bottom view of the top portion of lamp or hangable accessory according to the present invention. The broken lines shown on the drawings are for illustrative purposes only and form no part of the claimed design.

**1 Claim, 5 Drawing Sheets**



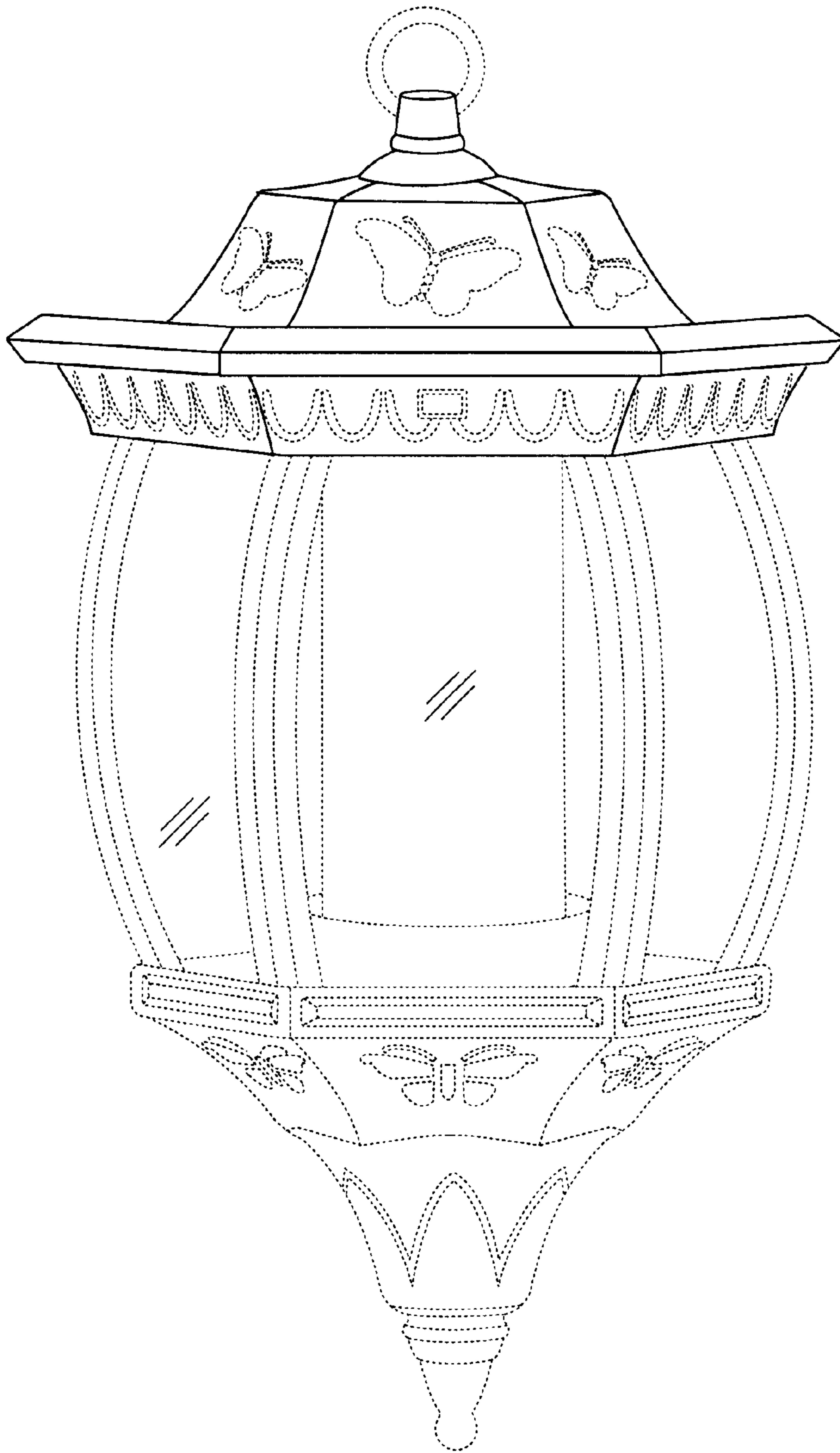


Figure 1




Figure 2

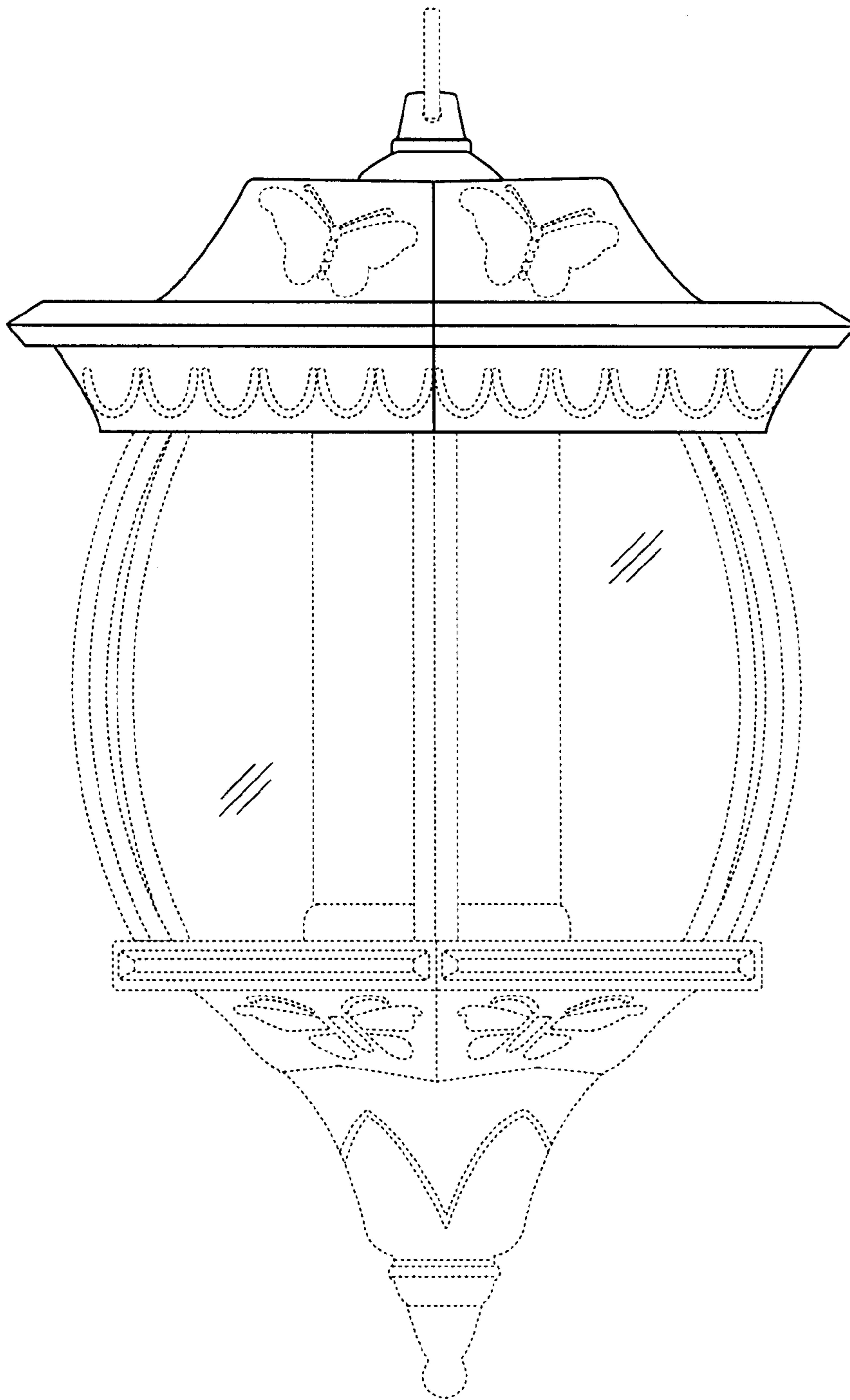


Figure 3

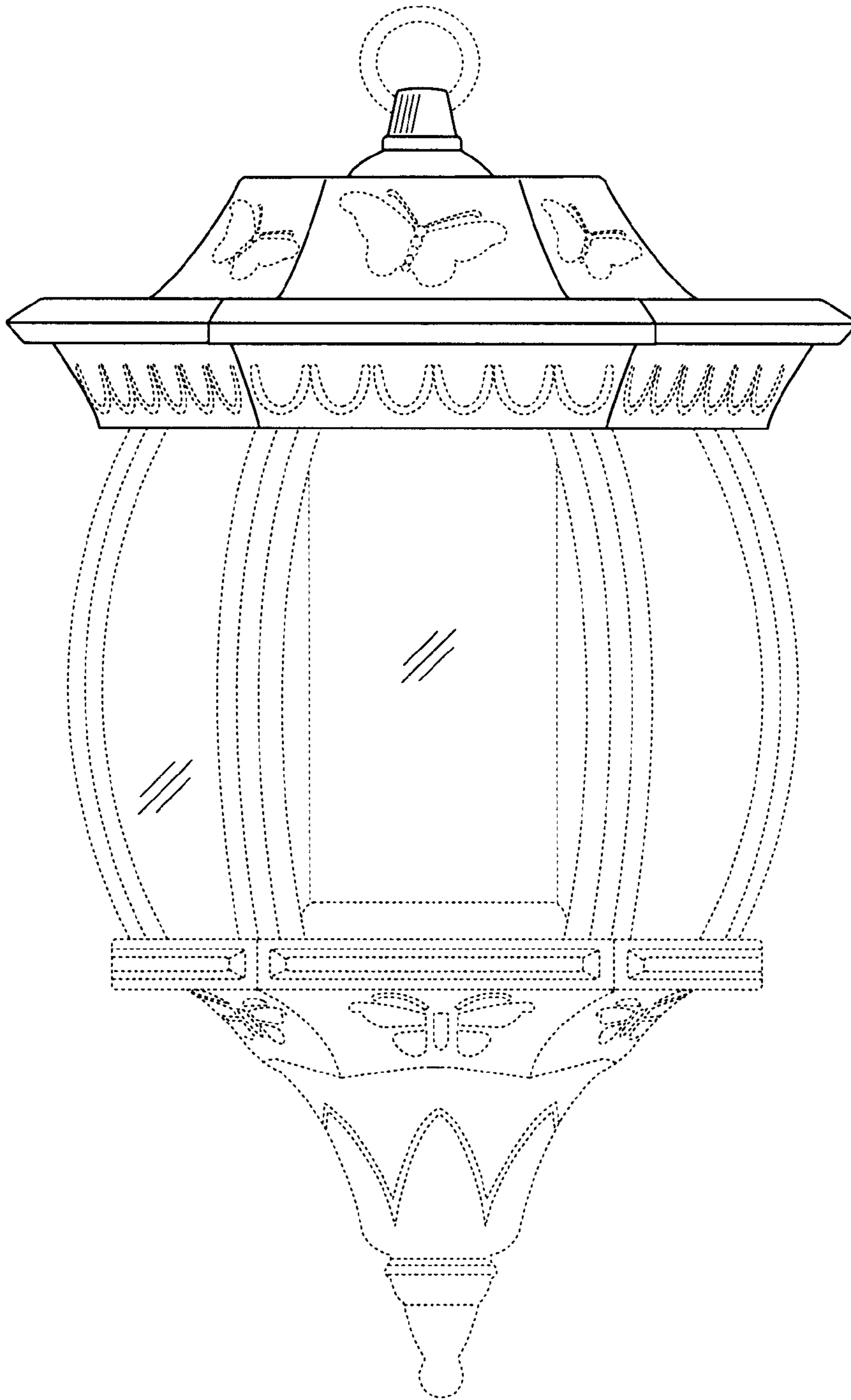


Figure 4

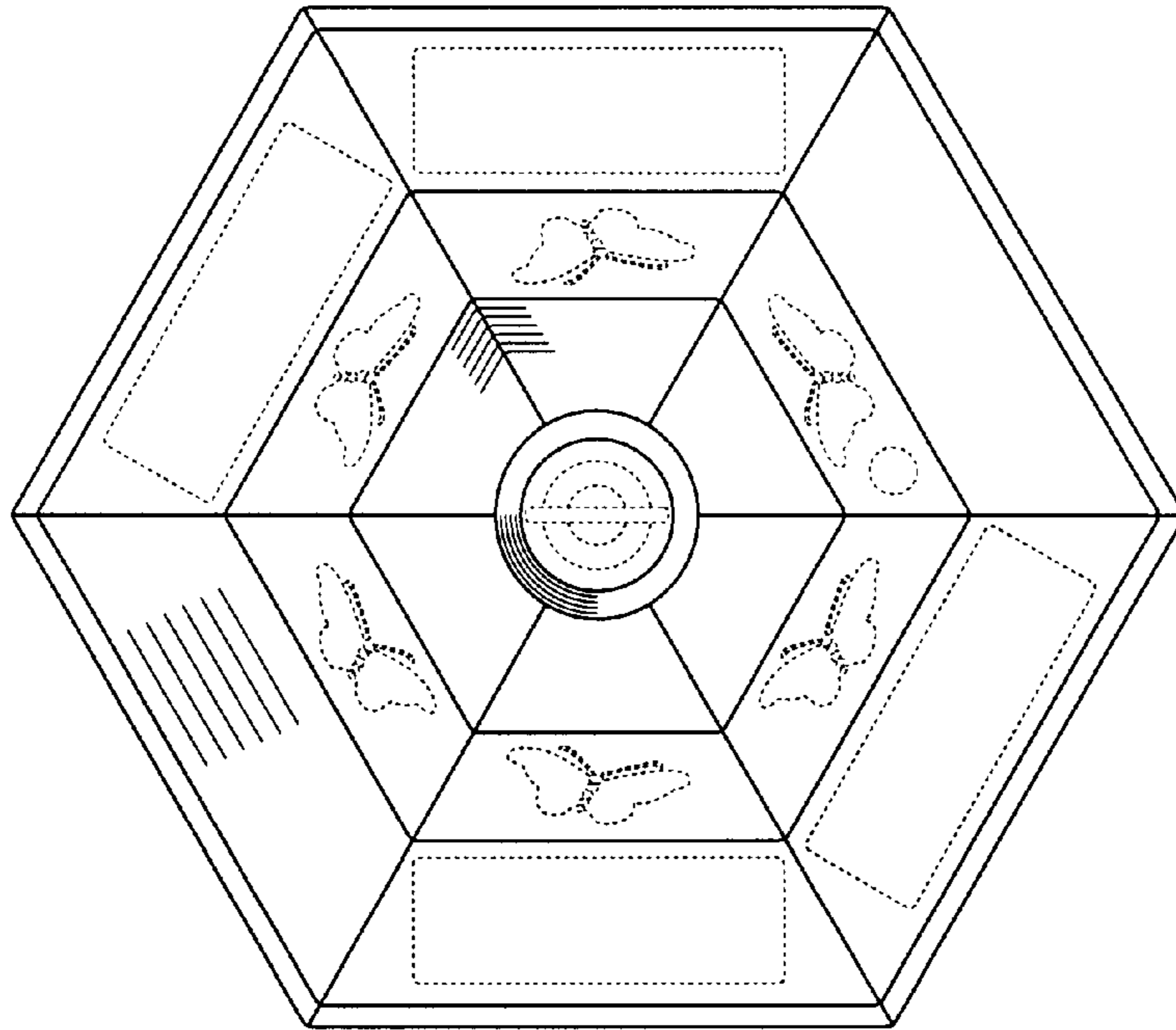


Figure 5




Figure 6