



US00D482136S

(12) **United States Design Patent**  
**Salvatori**

(10) **Patent No.:** **US D482,136 S**

(45) **Date of Patent:** **\*\* Nov. 11, 2003**

(54) **FRIEZE**

(75) Inventor: **Gabriele Salvatori**, Lucca (IT)

(73) Assignee: **Alfredo Salvatori S.r.l.**, Lucca (IT)

(\*\*) Term: **14 Years**

(21) Appl. No.: **29/172,506**

(22) Filed: **Dec. 11, 2002**

(30) **Foreign Application Priority Data**

Jun. 12, 2002 (IT) ..... MI200200403

(51) **LOC (7) Cl.** ..... **25-01**

(52) **U.S. Cl.** ..... **D25/136**

(58) **Field of Search** ..... 52/60, 94, 95,  
52/96, 97, 312, 314, 716.1, 716.8; D25/136

(56) **References Cited**

**U.S. PATENT DOCUMENTS**

5,185,974 A \* 2/1993 Diehl ..... 52/95

5,564,233 A \* 10/1996 Norton ..... 52/60

\* cited by examiner

*Primary Examiner*—Doris Clark

(74) *Attorney, Agent, or Firm*—Sheridan Ross PC

(57) **CLAIM**

The ornamental design for a frieze, as shown and described.

**DESCRIPTION**

FIG. 1 is a front perspective view of my new design for a frieze;

FIG. 2 is a top plan view of the invention illustrated in FIG. 1;

FIG. 3 is a bottom plan view of the invention illustrated in FIG. 1

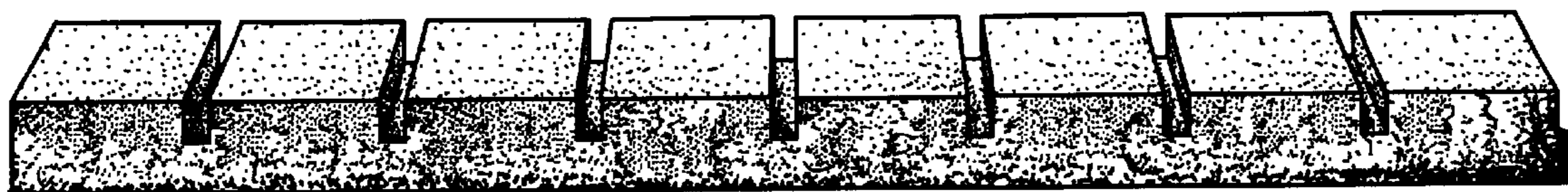
FIG. 4 is a front elevation view of the invention illustrated in FIG. 1;

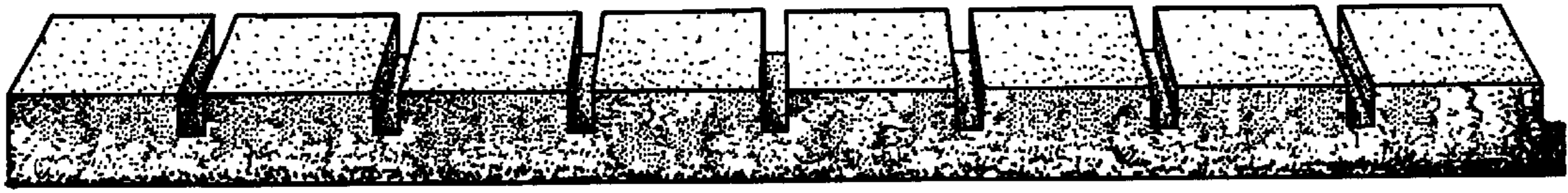
FIG. 5 is a rear elevation view of the invention illustrated in FIG. 1;

FIG. 6 is a right elevation view of the invention illustrated in FIG. 1; and,


FIG. 7 is a left elevation view of the invention illustrated in FIG. 1.

**1 Claim, 1 Drawing Sheet**





**FIG. 1**



**FIG. 2**



**FIG. 3**




**FIG. 4**



**FIG. 5**



**FIG. 6**



**FIG. 7**