



US00D482133S

(12) **United States Design Patent** (10) **Patent No.:** **US D482,133 S**  
**Scherer et al.** (45) **Date of Patent:** **\*\* Nov. 11, 2003**

(54) **FRONT PORTION OF A RETAINING WALL BLOCK**

**FOREIGN PATENT DOCUMENTS**

(75) Inventors: **Ronald J. Scherer**, Oak Park Heights, MN (US); **Michael J. Hogan**, Minnetonka, MN (US); **David Matthew LaCroix**, Circle Pines, MN (US)

CA	58649	5/1987
CA	66760	8/1990
CA	67904	7/1991
CA	73865	2/1994

(73) Assignee: **Anchor Wall Systems**, Minnetonka, MN (US)

**OTHER PUBLICATIONS**

(\*\*) Term: **14 Years**

“Supplying the Replacement Market”: Concrete Magazine, Jul. 1958. D25/113 patent shoe.\*  
“Country Manor” product brochure, Anchor Concrete Products, Inc., 8 pages, 2000 copyright notice.

(List continued on next page.)

(21) Appl. No.: **29/143,998**

*Primary Examiner*—Louis S. Zarfaz

(22) Filed: **Jun. 19, 2001**

*Assistant Examiner*—Robert A Delehanty

(51) **LOC (7) Cl.** ..... **25-01**

(74) *Attorney, Agent, or Firm*—Merchant & Gould P.C.

(52) **U.S. Cl.** ..... **D25/113**

(57) **CLAIM**

(58) **Field of Search** ..... D25/112–118, D25/199; D21/484–485, 491–493, 499–505; 405/284, 16, 272–273; 404/27–30, 34–42; 52/102, 574–582.2, 596–599, 608–612

The ornamental design for a front portion of a retaining wall block, as shown and described.

**DESCRIPTION**

(56) **References Cited**

FIG. 1 is a perspective view of a front portion of a retaining wall block according to our new design;

**U.S. PATENT DOCUMENTS**

1,086,975	A	2/1914	Aaronson	
D316,904	S	5/1991	Forsberg	
D317,209	S	5/1991	Forsberg	
5,062,610	A	11/1991	Woolford et al.	
5,217,630	A	6/1993	Sayles	
D341,215	S	11/1993	Blomquist et al.	
D350,402	S	9/1994	Pribyl et al.	
D380,560	S	7/1997	Forsberg	
D391,376	S	2/1998	Strand et al.	
5,735,643	A	4/1998	Castonguay et al.	
5,788,423	A	8/1998	Perkins	
D404,146	S	1/1999	Perkins	
D415,845	S	10/1999	Staten et al.	
5,984,589	A	* 11/1999	Ciccarello	405/284
6,113,379	A	9/2000	LaCroix et al.	
6,149,352	A	11/2000	MacDonald	
D438,640	S	* 3/2001	Bolles et al.	D25/113

FIG. 2 is a top plan view of the front portion depicted in FIG. 1; a front elevation view of the front portion depicted in FIG. 1;

FIG. 3 is a bottom plan view of the front portion depicted in FIG. 1;

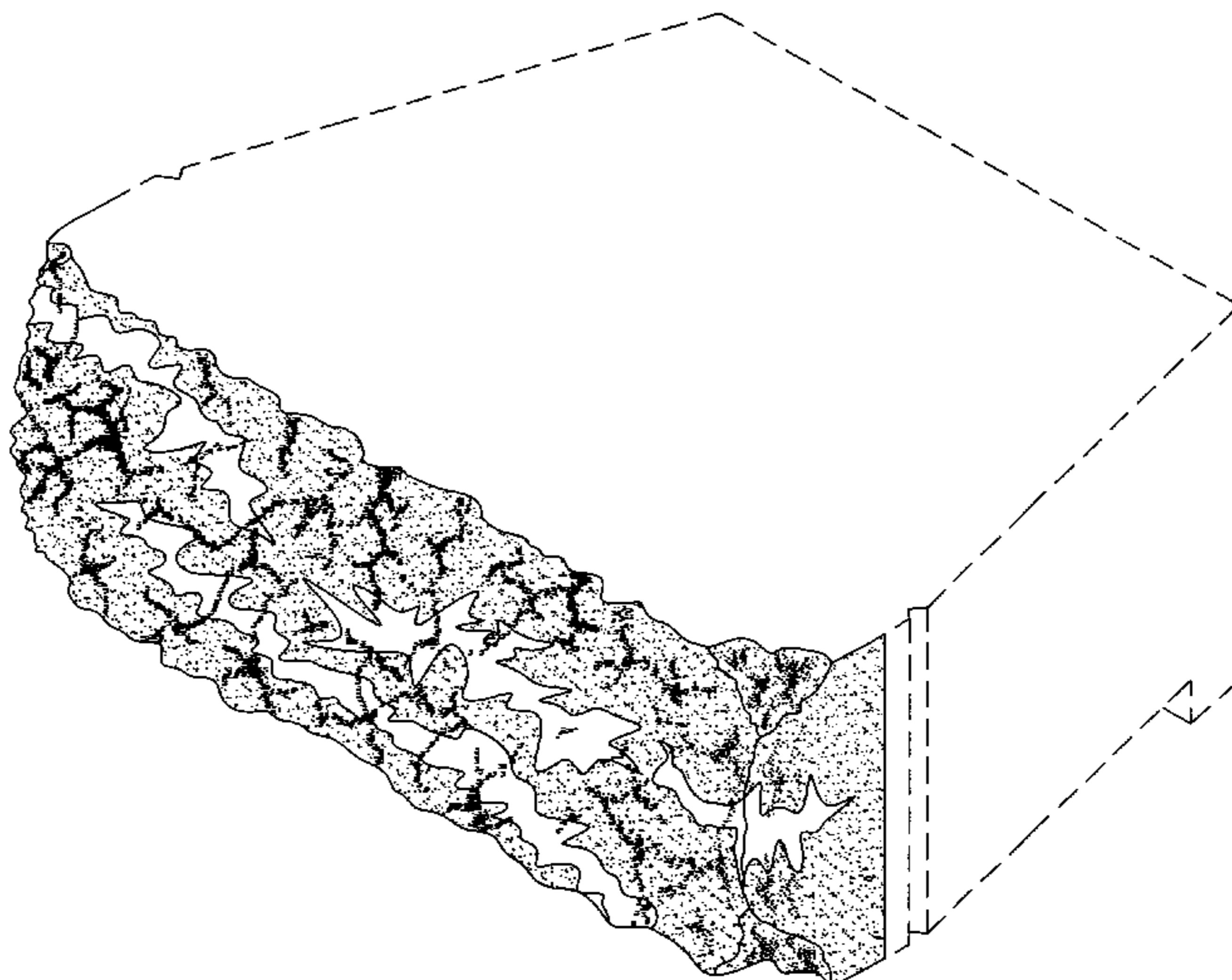
FIG. 4 is a front elevation view of the front portion depicted in FIG. 1;

FIG. 5 is a right side elevation view of the front portion depicted in FIG. 1; and,

FIG. 6 is a left side elevation view of the front portion depicted in FIG. 1.

The broken lines in the drawings illustrate an embodiment of the structural environment of a retaining wall block that include the front portion of the design and is not part of the design sought to be patented.

**1 Claim, 4 Drawing Sheets**



OTHER PUBLICATIONS

EP Henry 2001 product brochure, EP Henry Corp., pp. 1–49.  
The Home Depot/EP Henry Idea Book for Home Landscaping, pp. 1–24, undated.

“Country Manor Design and Construction Manual”, Keystone Retaining Wall Systems, Inc., 2001 copyright notice.

“Roman Stackstone”, Mutual Materials Co., 1 page, possibly Mar. 2000.

Oldcastle product literature, 2 sheets, undated.

Patio Town Price Catalog 2001, pp. 1–10.

“Creta Stone” product literature, Paveloc Industries, Inc., 10 sheets, undated.

“Rustic” product literature, Rockwood Retaining Walls, Inc., 1 sheet, 2000 copyright notice.

5 sheets of print outs of photographs of an Oldcastle “Old Forge” block. No date.

Photographs of a large “Rugged London Stone” block produced by Concrete Products of New London, Inc., 3 sheets containing six photographs.

Photographs of a medium “Rugged London Stone” block produced by Concrete Products of New London, Inc., 3 sheets containing six photographs.

Photographs of a small “Rugged London Stone” block produced by Concrete Products of New London, Inc., 3 sheets containing six photographs.

Copy of copending application Scherer, U.S. Serial No. 09/330,879, filed Jun. 11, 1999.

Copy of copending application Scherer, U.S. Serial No. 09/691,864, filed Oct. 19, 2000.

Copy of copending application Scherer et al., U.S. Serial No. 09/884,795, filed Jun. 19, 2001.

Copy of copending application Scherer et al., U.S. Serial No. 29/143,999, filed Jun. 19, 2001.

Copy of copending application Scherer et al., U.S. Serial No. 29/143,748, filed Jun. 19, 2001.

\* cited by examiner

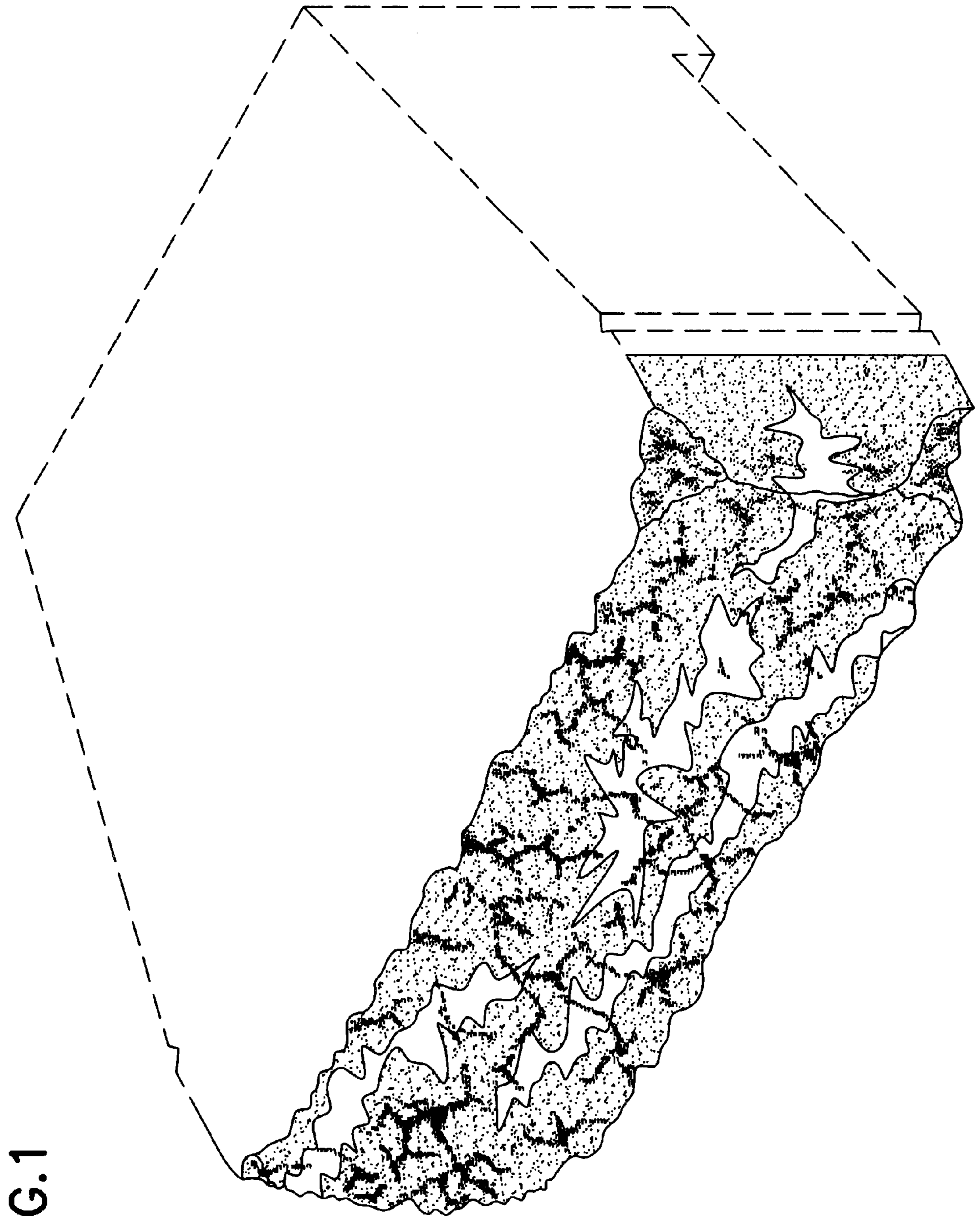


FIG. 1

FIG.2




FIG.3

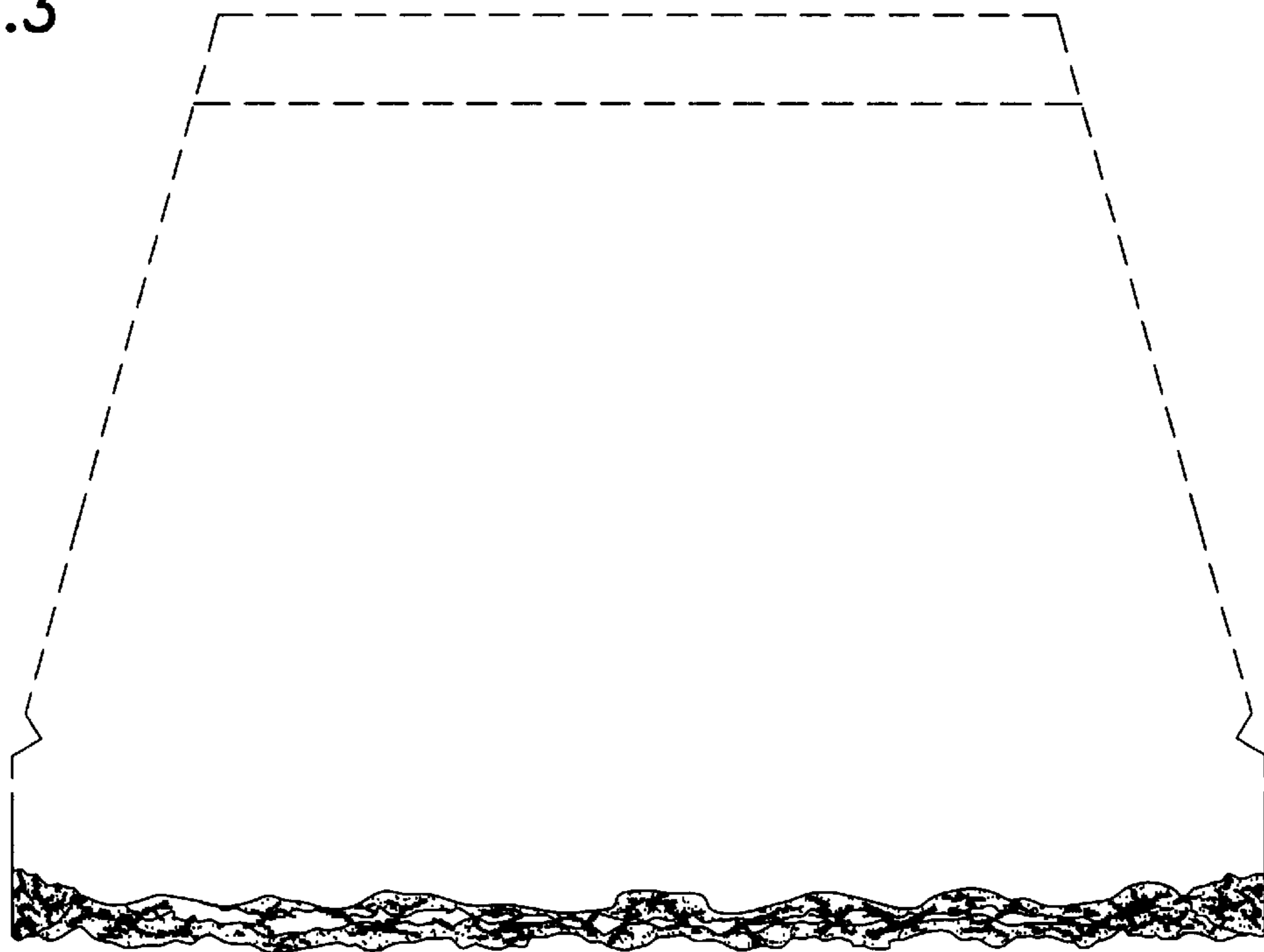


FIG.4

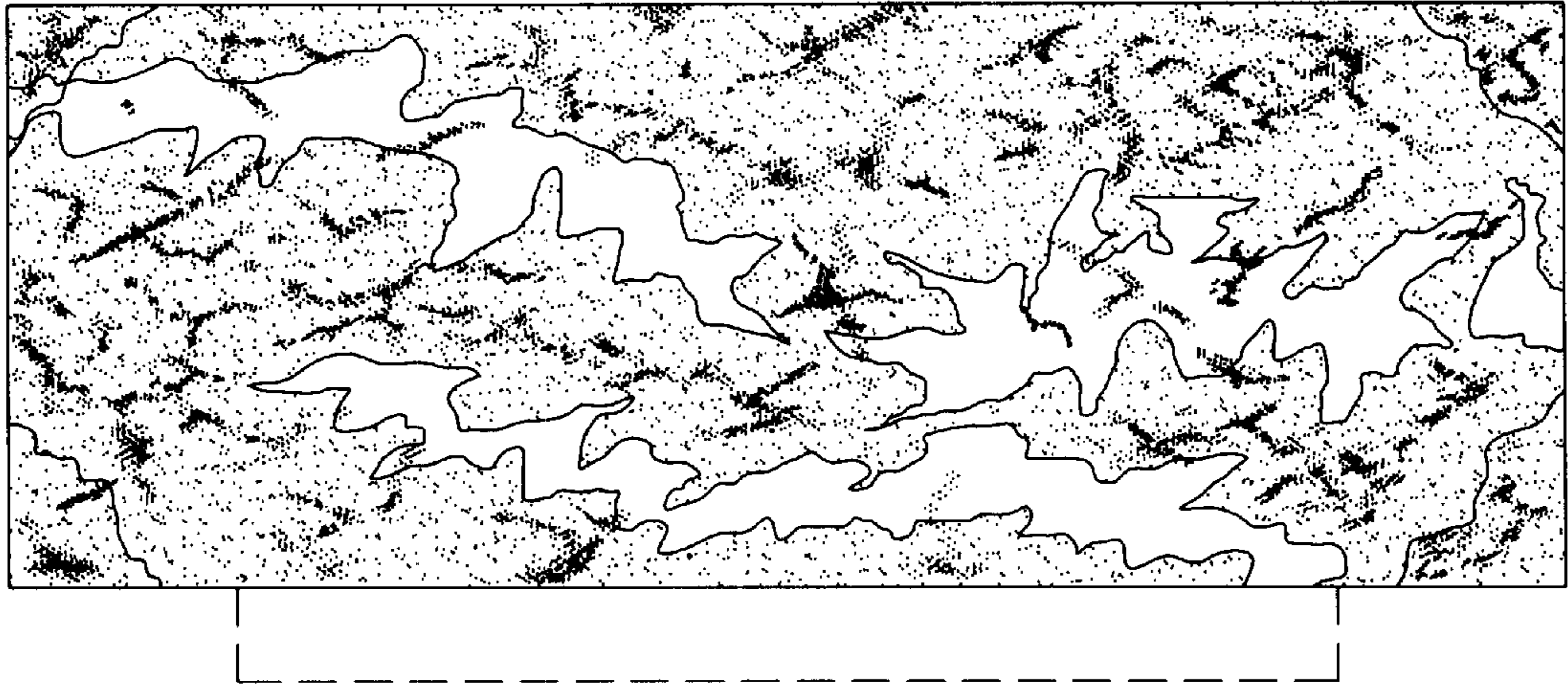


FIG.5

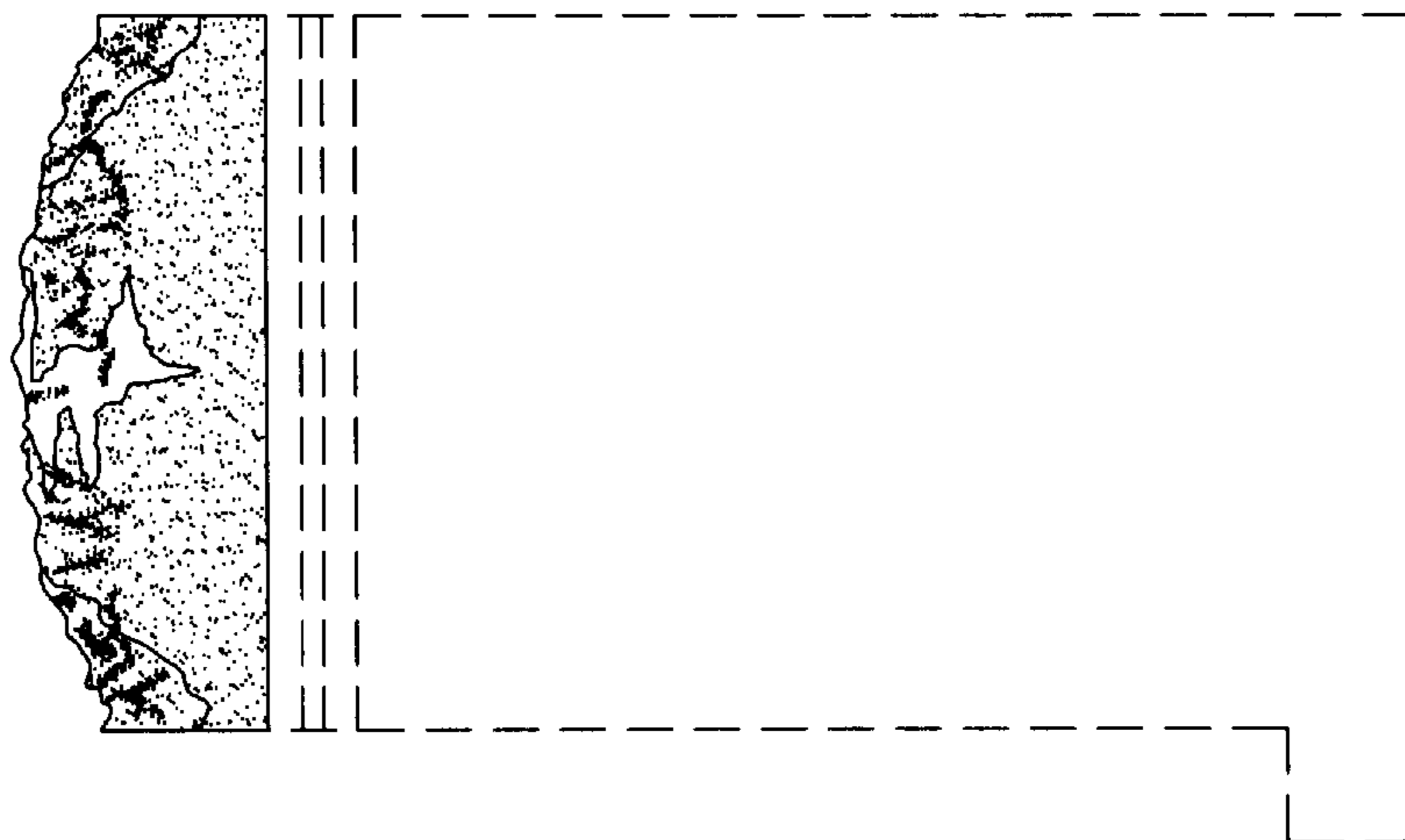


FIG. 6

