



US00D482129S

(12) **United States Design Patent**
Hudoba et al.

(10) **Patent No.:** **US D482,129 S**

(45) **Date of Patent:** **** Nov. 11, 2003**

(54) **STORM CURTAIN AND FRAME**

(75) Inventors: **Mark S. Hudoba**, Gulf Breeze, FL (US); **Stephen J. Borona**, Pensacola, FL (US)

(73) Assignee: **Wayne-Dalton Corporation**, Mt. Hope, OH (US)

(**) Term: **14 Years**

(21) Appl. No.: **29/174,901**

(22) Filed: **Jan. 27, 2003**

(51) **LOC (7) Cl.** **25-02**

(52) **U.S. Cl.** **D25/53; D25/52**

(58) **Field of Search** **D25/53, 199, 52, D25/47; 160/DIG. 19, 90; 52/202, 203**

(56) **References Cited**

U.S. PATENT DOCUMENTS

D233,664 S	*	11/1974	Gilmore	D25/52
4,121,379 A	*	10/1978	Everson	52/202
D361,843 S	*	8/1995	Pangborn	D25/47

* cited by examiner

Primary Examiner—Doris Clark

(74) *Attorney, Agent, or Firm*—Woodling, Krost and Rust


(57) **CLAIM**

The ornamental design for a storm curtain and frame, as shown and described.

DESCRIPTION

FIG. 1 is a front view of our design.
 FIG. 2 is a top view of our design.
 FIG. 3 is a right side view of our design.
 FIG. 4 is a left side view of our design.
 FIG. 5 is a bottom view of our design.
 FIG. 6 is a rear view of our design.
 FIG. 7 is a front perspective view of our design.
 FIG. 8 is a back perspective view of our design.
 FIG. 9 is a front view of our design with the curtain partially opened.
 FIG. 10 is a front perspective view with the curtain partially open.
 FIG. 11 is a back perspective view with the curtain partially open; and,
 FIG. 12 is front perspective view with the curtain fully open.

1 Claim, 10 Drawing Sheets






FIG. 1

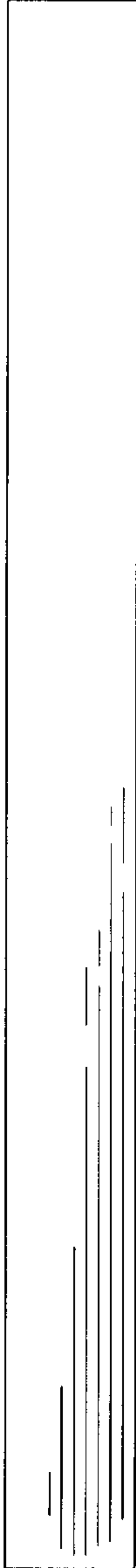


FIG. 2




FIG. 5

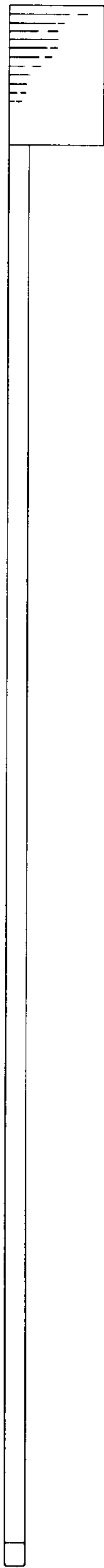


FIG. 4




FIG. 3




FIG. 6




FIG. 7

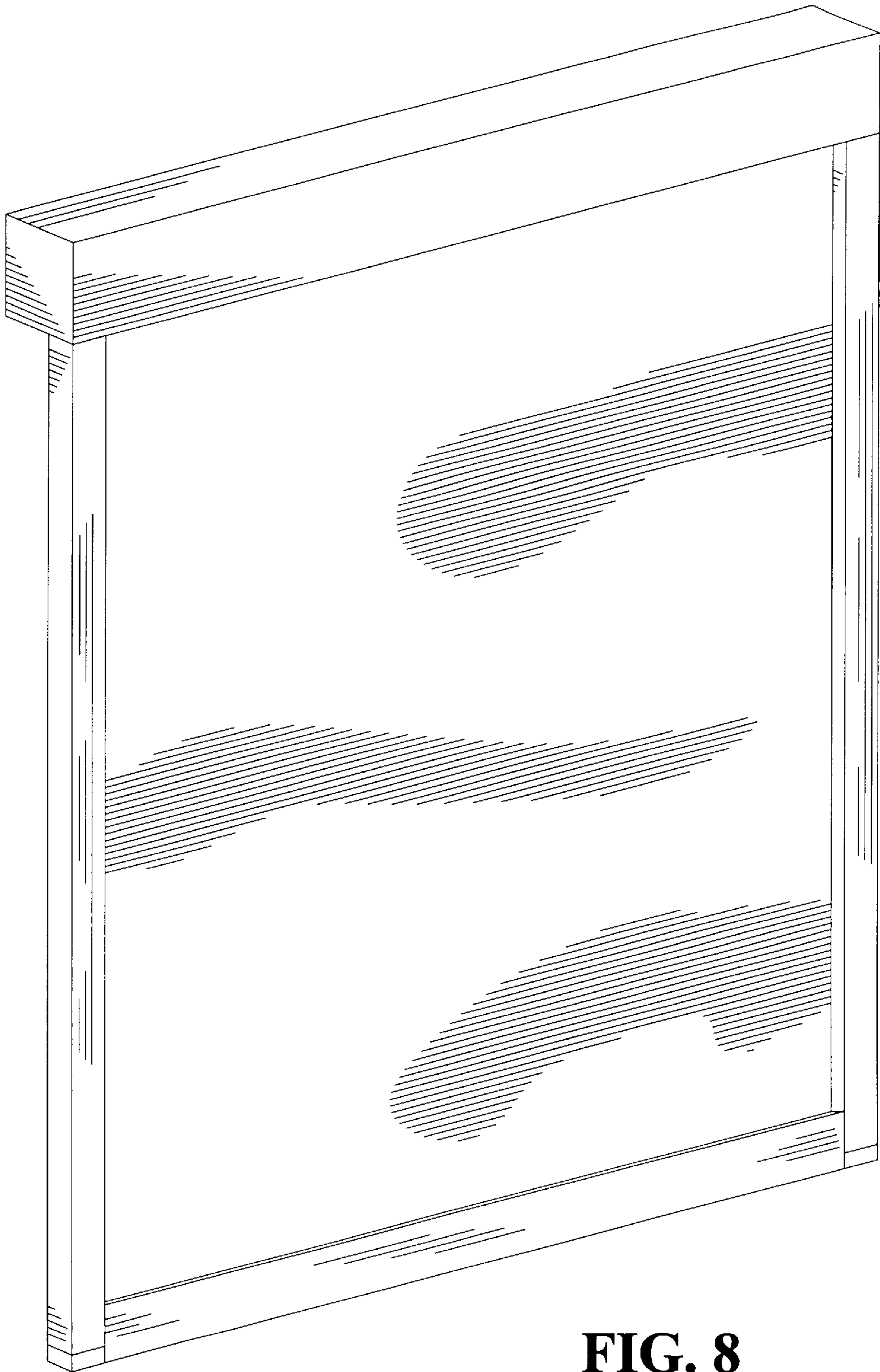


FIG. 8




FIG. 9




FIG. 10

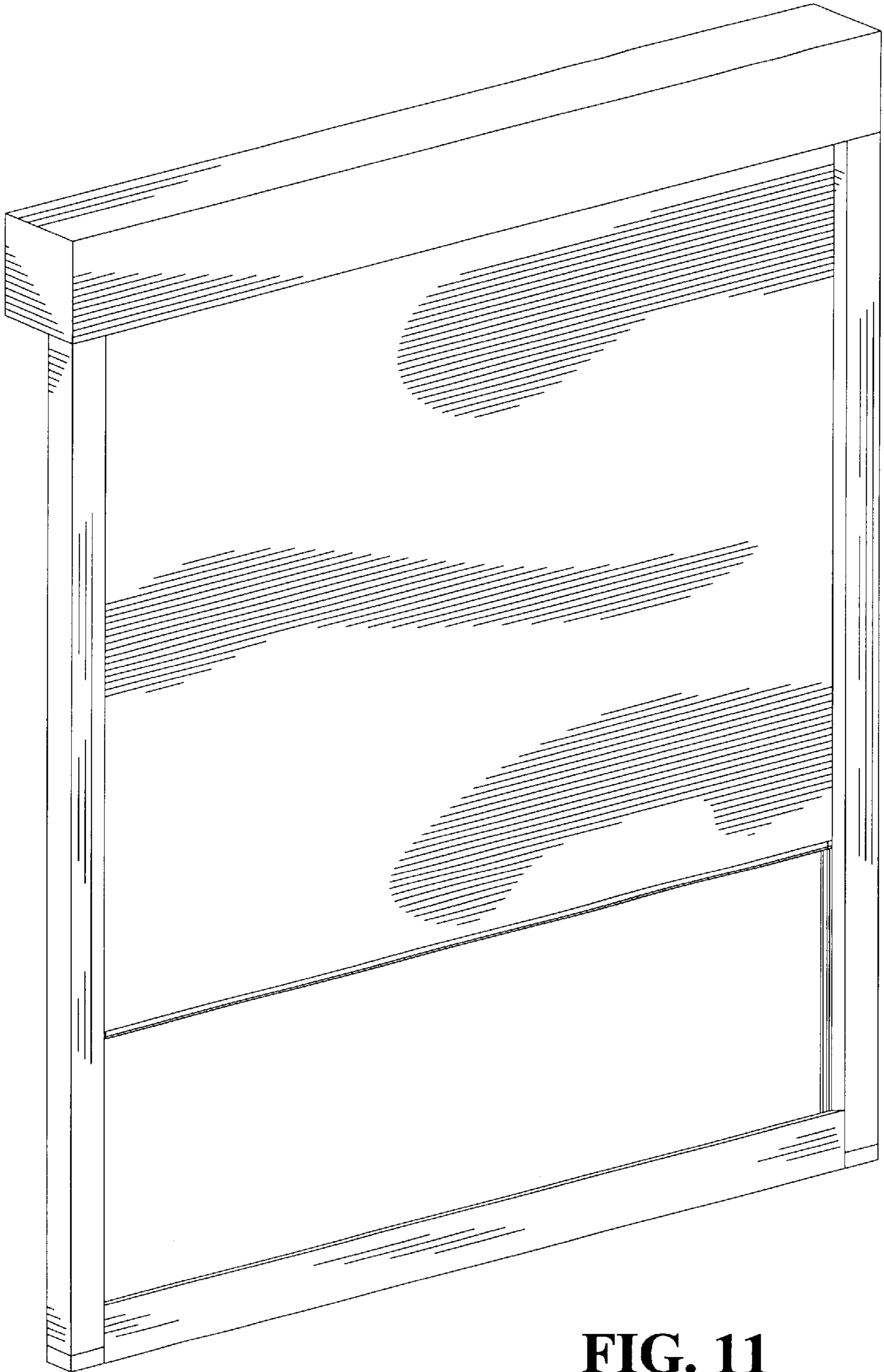


FIG. 11




FIG. 12