



US00D482127S

(12) **United States Design Patent**
Rhoades

(10) **Patent No.:** **US D482,127 S**

(45) **Date of Patent:** **** Nov. 11, 2003**

(54) **CELLULITE REDUCTION TOOL**

D456,522 S * 4/2002 Elkerbout D24/215

(76) Inventor: **Dean L. Rhoades**, 9041 Olin St., Los Angeles, CA (US) 90034

* cited by examiner

(**) Term: **14 Years**

Primary Examiner—Stella Reid

(74) *Attorney, Agent, or Firm*—Blakely, Sokoloff, Taylor & Zafman LLP

(21) Appl. No.: **29/175,146**

(57) **CLAIM**

(22) Filed: **Jan. 29, 2003**

The ornamental design for a cellulite reduction tool, as shown and described.

(51) **LOC (7) Cl.** **28-03**

(52) **U.S. Cl.** **D24/214**

(58) **Field of Search** D24/200, 214;
601/6, 17, 18, 21, 136, 137, 138

DESCRIPTION

(56) **References Cited**

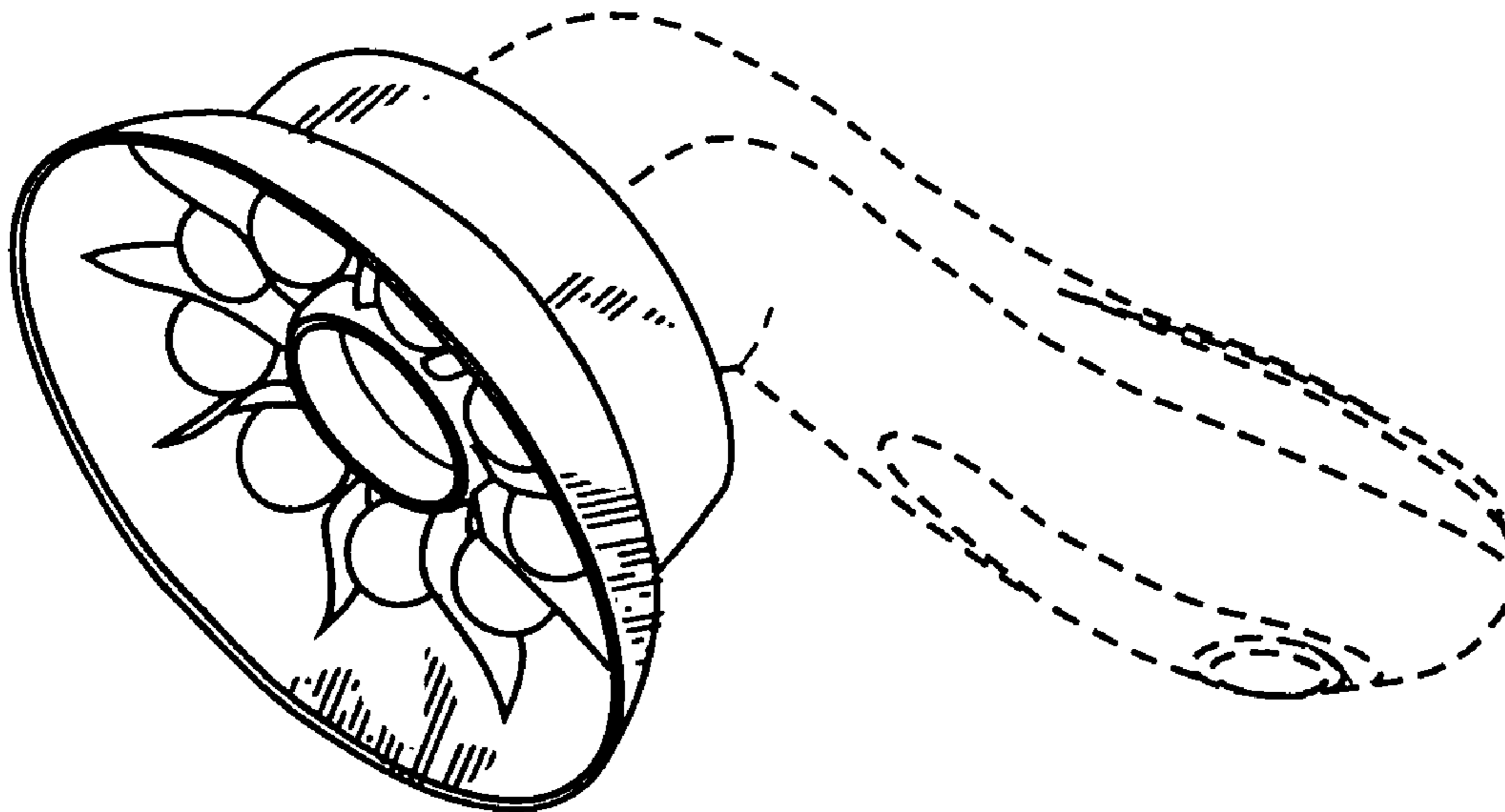
U.S. PATENT DOCUMENTS

5,891,064 A	*	4/1999	Van Herk et al.	601/126
D423,109 S	*	4/2000	Allende	D24/211
D423,677 S	*	4/2000	Sivan et al.	D24/147
D426,641 S	*	6/2000	Smith	606/131
D438,977 S	*	3/2001	Khalaj	D24/214
6,309,364 B1	*	10/2001	Cathaud et al.	601/7

FIG. 1 is a bottom perspective view of a cellulite reduction tool, showing my new design;
FIG. 2 is a top perspective view thereof;
FIG. 3 is a bottom plan view thereof;
FIG. 4 is a top plan view thereof; and,
FIG. 5 is a side view thereof.

The broken lines in the figures are for environmental purpose only and form no part of the claimed design.

1 Claim, 3 Drawing Sheets



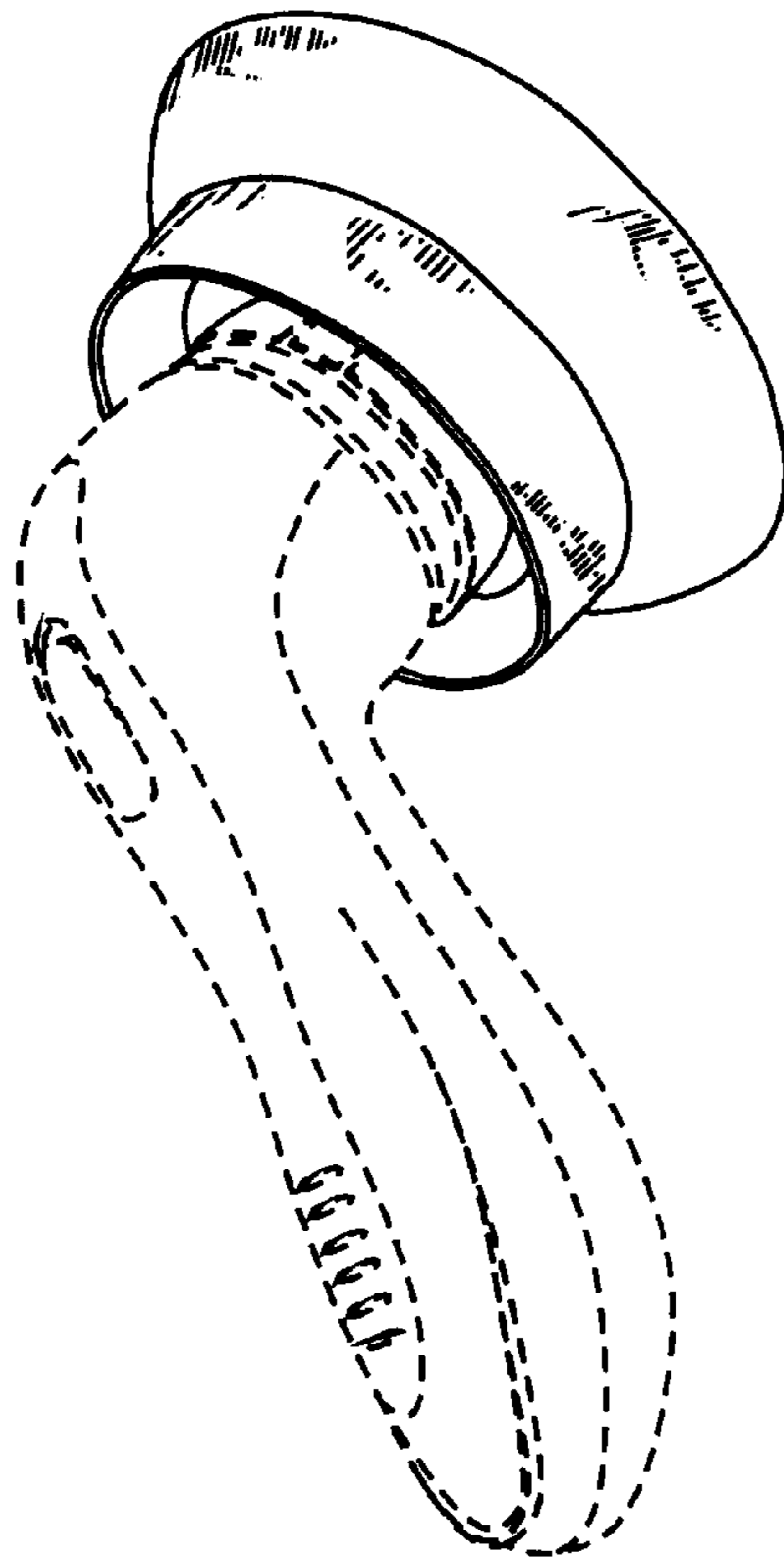


FIG. 2

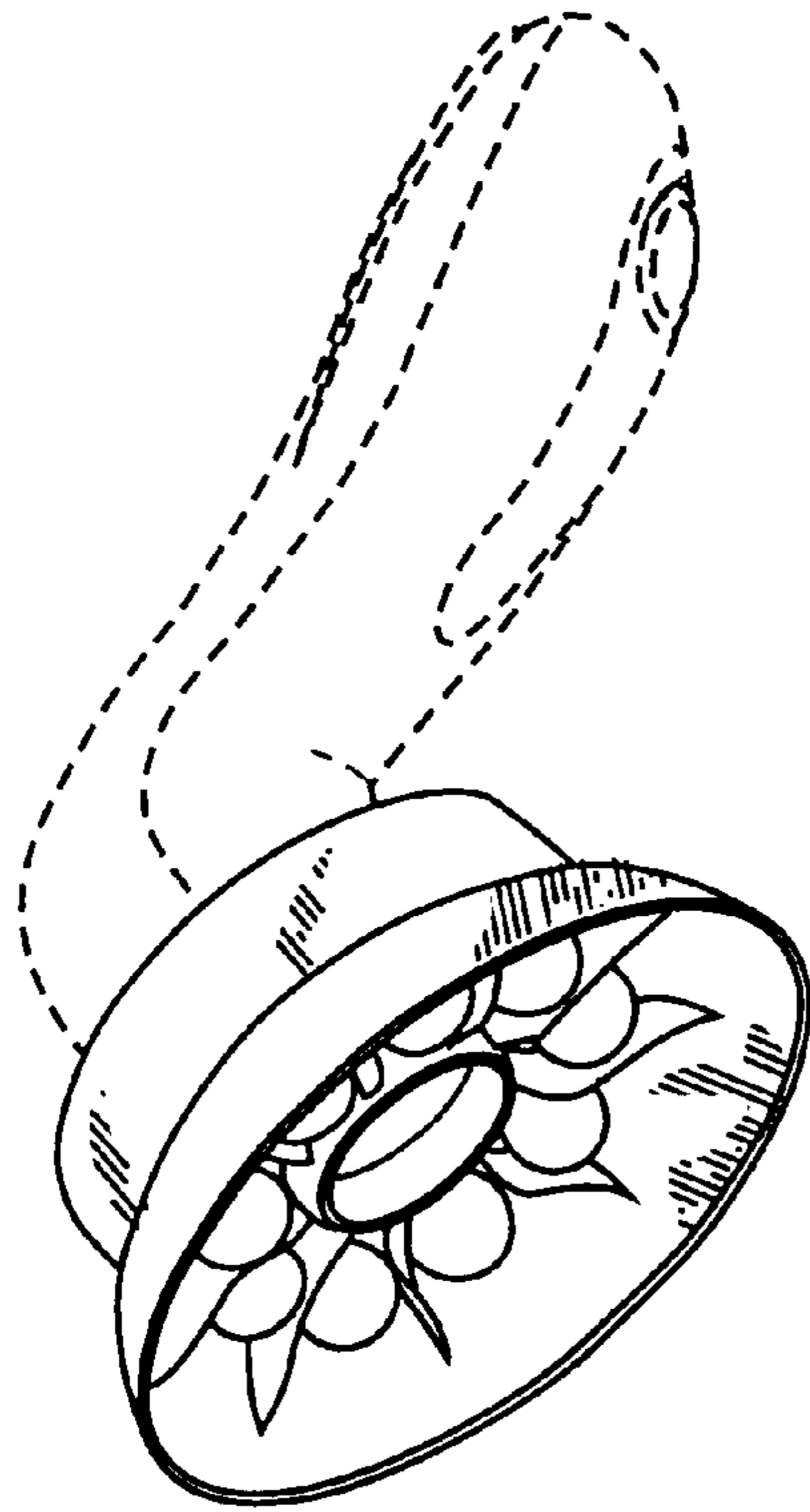


FIG. 1




FIG. 4




FIG. 3




FIG. 5