



US00D482125S

(12) **United States Design Patent** (10) **Patent No.:** **US D482,125 S**
Lie (45) **Date of Patent:** **** Nov. 11, 2003**

(54) **JET MASSAGER WITH MOVEABLE JET**

(75) Inventor: **Sen-Nen Lie, Kwun Tong (HK)**

(73) Assignee: **Kolvin Industries Limited, Kowloon (HK)**

(**) Term: **14 Years**

(21) Appl. No.: **29/168,139**

(22) Filed: **Sep. 25, 2002**

(30) **Foreign Application Priority Data**

Apr. 16, 2002 (HK) 0210514

(51) **LOC (7) Cl.** **24-04**

(52) **U.S. Cl.** **D24/201**

(58) **Field of Search** D24/201; 4/541.1, 4/541.2, 541.3, 541.4, 541.5, 541.6; 601/167

(56) **References Cited**

U.S. PATENT DOCUMENTS

D229,360 S	*	11/1973	McNair	D24/201
3,846,848 A	*	11/1974	McNair	261/36.1
D425,995 S	*	5/2000	Tobin et al.	D24/201
D427,690 S	*	7/2000	Lie	D24/201
D449,892 S	*	10/2001	Lie	D24/201
D452,571 S	*	12/2001	Lie	D24/201
D471,986 S	*	3/2003	Lie	D24/201

* cited by examiner

Primary Examiner—Stella Reid

(74) *Attorney, Agent, or Firm*—Merchant & Gould P.C.

(57) **CLAIM**

The ornamental design for a jet massager with moveable jet, as shown and described.

DESCRIPTION

FIG. 1 is a front elevational view of one embodiment of a jet massager with moveable jet in accordance with my invention;

FIG. 2 is a front elevational view with the moveable jet in another position thereof;

FIG. 3 is a front elevational view with the moveable jet in another position thereof;

FIG. 4 is a back elevational view thereof;

FIG. 5 is a top elevational view thereof;

FIG. 6 is a bottom elevational view thereof;

FIG. 7 is a bottom elevational view with the moveable jet in another position thereof;


FIG. 8 is a bottom elevational view with the moveable jet in another position thereof;

FIG. 9 is a left side elevational view thereof;

FIG. 10 is a right side elevational view thereof; and,

FIG. 11 is a perspective view of a jet massager with movable jet.

1 Claim, 11 Drawing Sheets






FIG.1




FIG. 2




FIG. 3




FIG. 4




FIG. 5

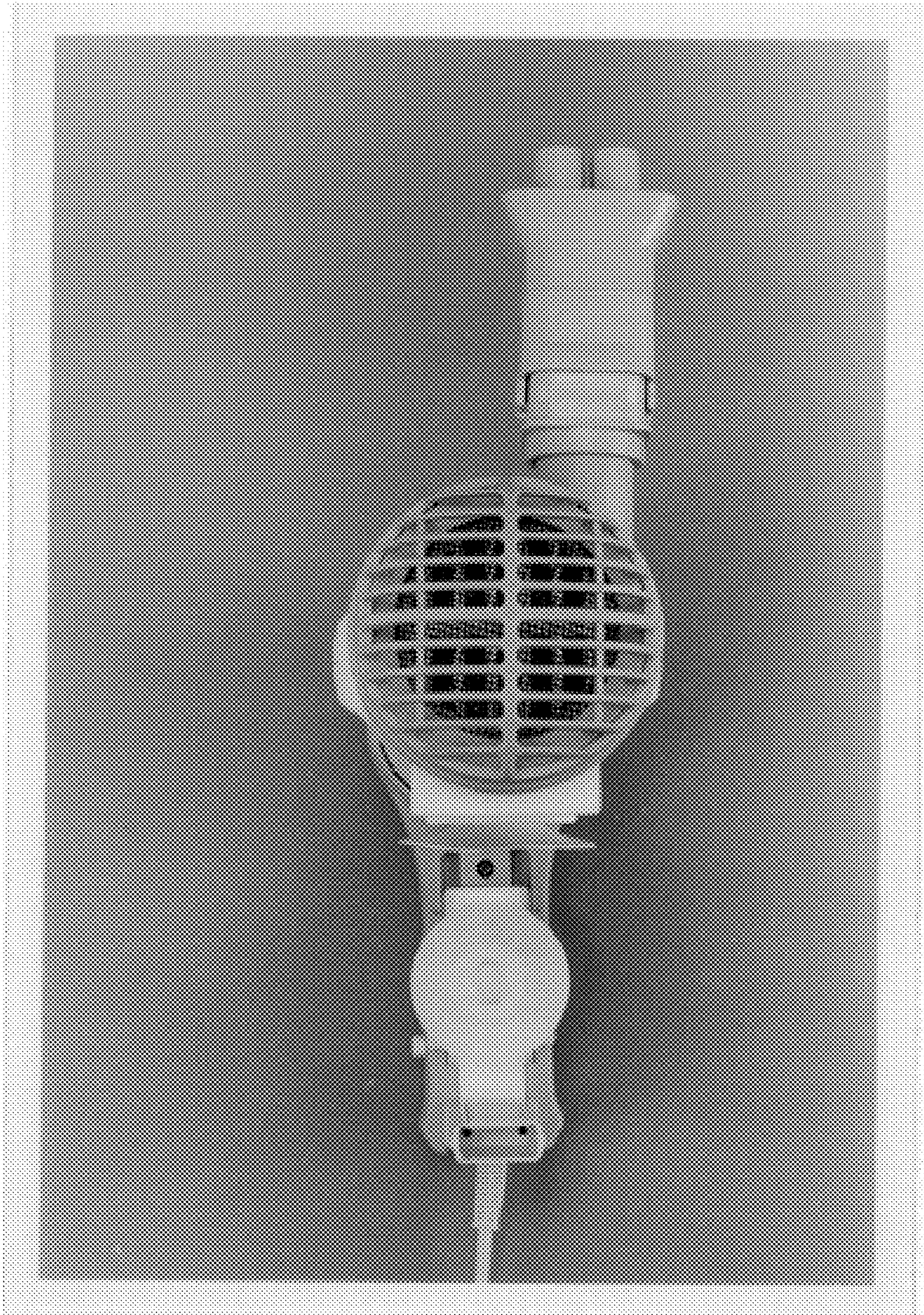


FIG. 6




FIG. 7




FIG. 8




FIG.9




FIG. 10



FIG. 11