



US00D482094S

(12) **United States Design Patent**  
**Burrows**

(10) **Patent No.:** **US D482,094 S**

(45) **Date of Patent:** **\*\* Nov. 11, 2003**

(54) **FACEPLATE GROOVE FOR A GOLF CLUB**

D464,097 S \* 10/2002 Burrows ..... D21/733

(75) Inventor: **Bruce D. Burrows**, Santa Clarita, CA (US)

\* cited by examiner

*Primary Examiner*—Mitchell Siegel

(73) Assignee: **Burrows Golf, Inc.**, Valencia, CA (US)

(74) *Attorney, Agent, or Firm*—Kelly Bauersfeld Lowry & Kelley, LLP

(\*\*) Term: **14 Years**

(57) **CLAIM**

(21) Appl. No.: **29/173,720**

The ornamental design for a faceplate groove for a golf club, as shown and described.

(22) Filed: **Jan. 2, 2003**

**DESCRIPTION**

(51) **LOC (7) Cl.** ..... **21-02**

(52) **U.S. Cl.** ..... **D21/759**

(58) **Field of Search** ..... D21/733, 752,  
D21/759, 748; 473/324, 327–331, 345,  
346

FIG. 1 is a perspective view showing the faceplate groove for a golf club, the dotted line depiction of a golf club head being for illustrative purposes only and forming no part of the claimed design;

FIG. 2 is an enlarged vertical sectional view taken generally on the line 2—2 of FIG. 1;

FIG. 3 is a perspective view showing the faceplate groove for a golf club, in accordance with an alternative preferred form of the invention, the dotted line depiction of a fragmented golf club being for illustrative purposes only and forming no part of the claimed design; and,

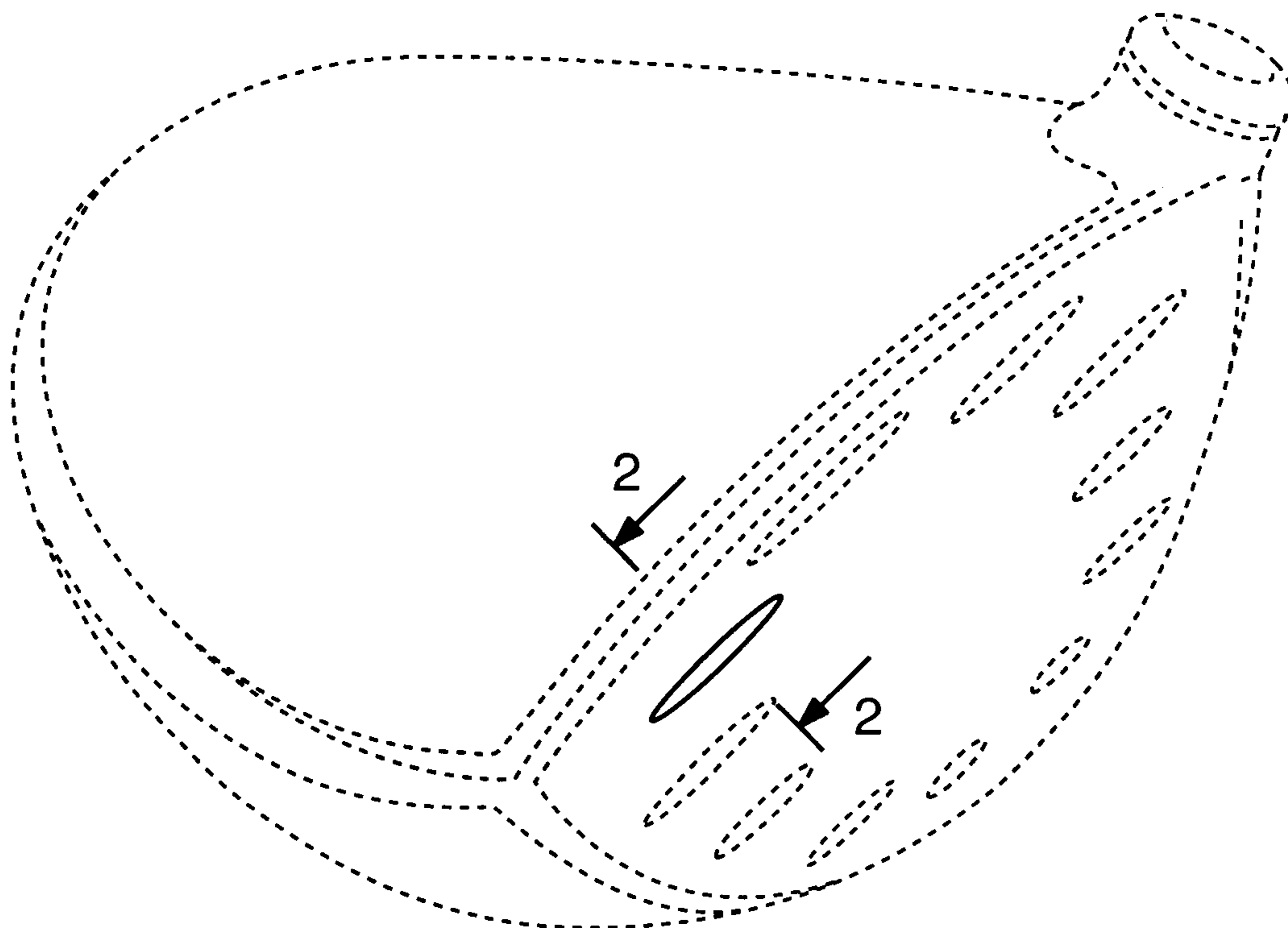
FIG. 4 is an enlarged vertical sectional view taken generally on the line 4—4 of FIG. 2;

(56) **References Cited**

**U.S. PATENT DOCUMENTS**

D353,176 S	*	12/1994	Poggi	.....	D21/733
D384,120 S	*	9/1997	De La Cruz	.....	D21/752
D392,354 S	*	3/1998	Burrows	.....	D21/752
D401,650 S	*	11/1998	Burrows	.....	D21/733
D405,488 S	*	2/1999	Burrows	.....	D21/733
D458,980 S	*	6/2002	Shin	.....	D21/748

**1 Claim, 1 Drawing Sheet**



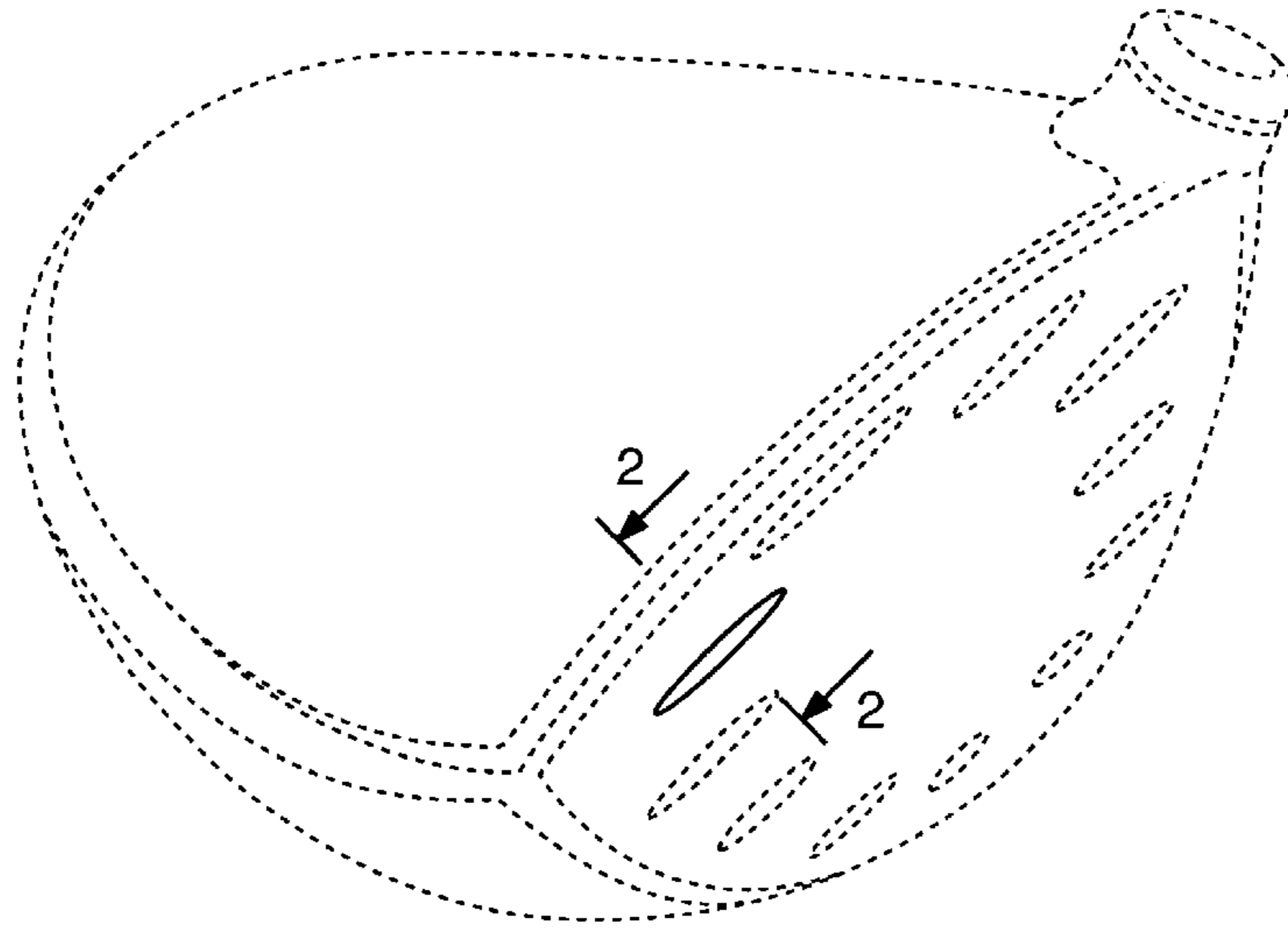


FIG. 1

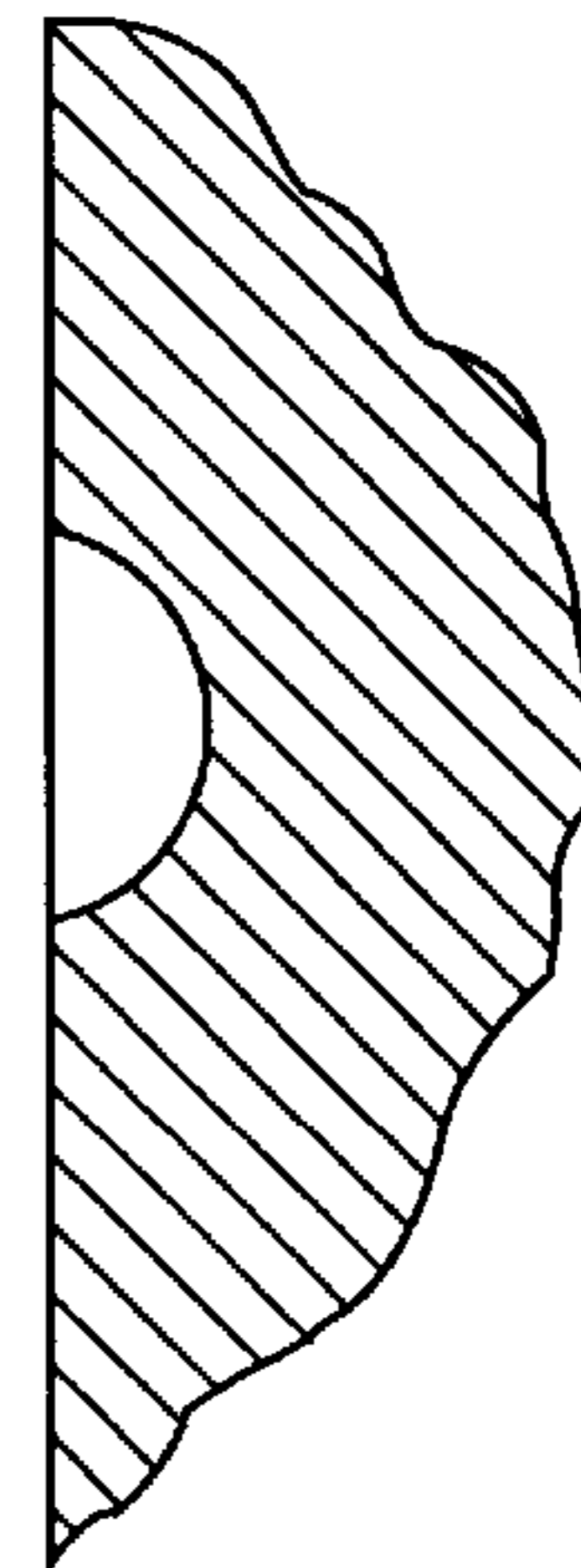


FIG. 2

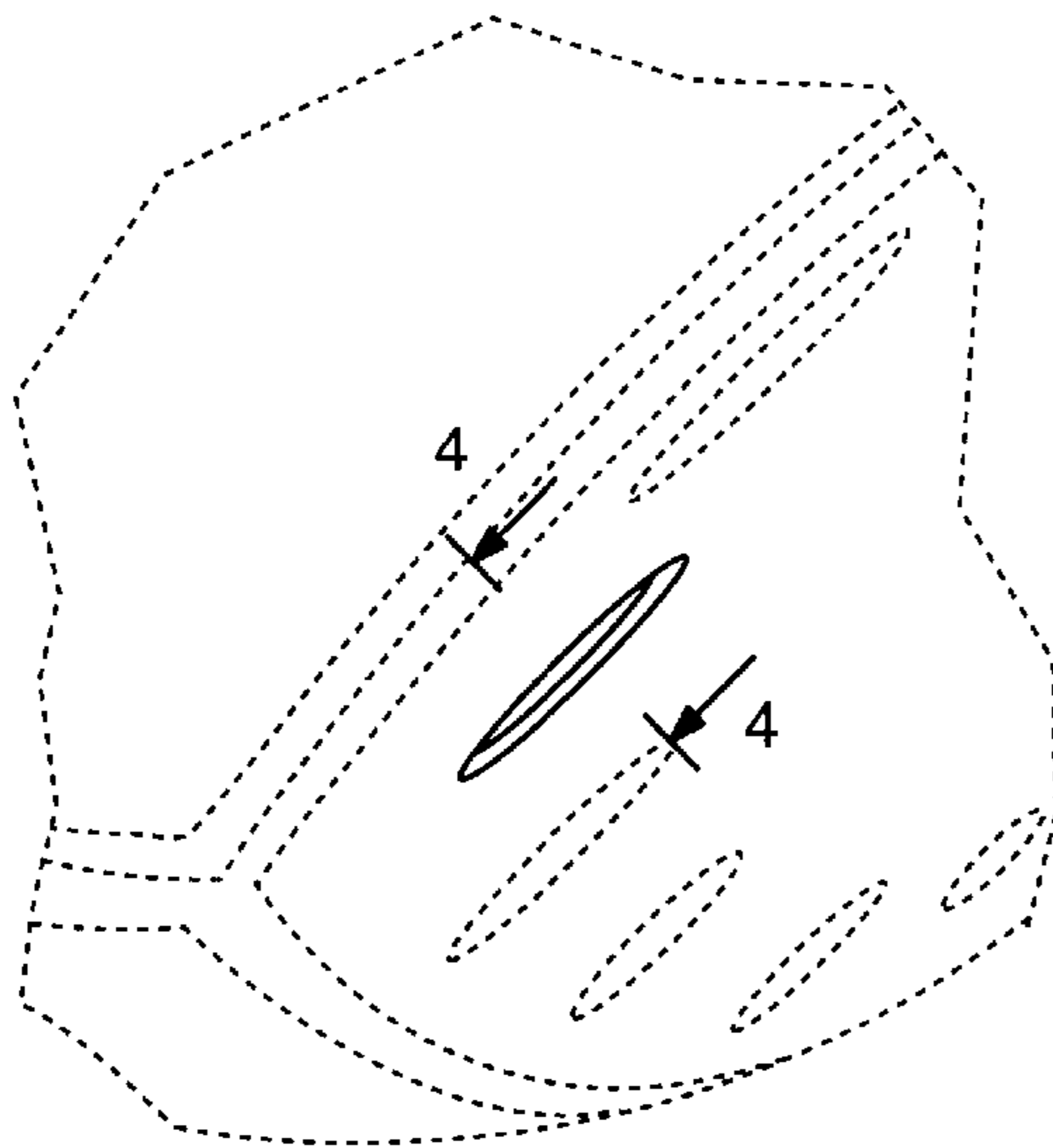


FIG. 3

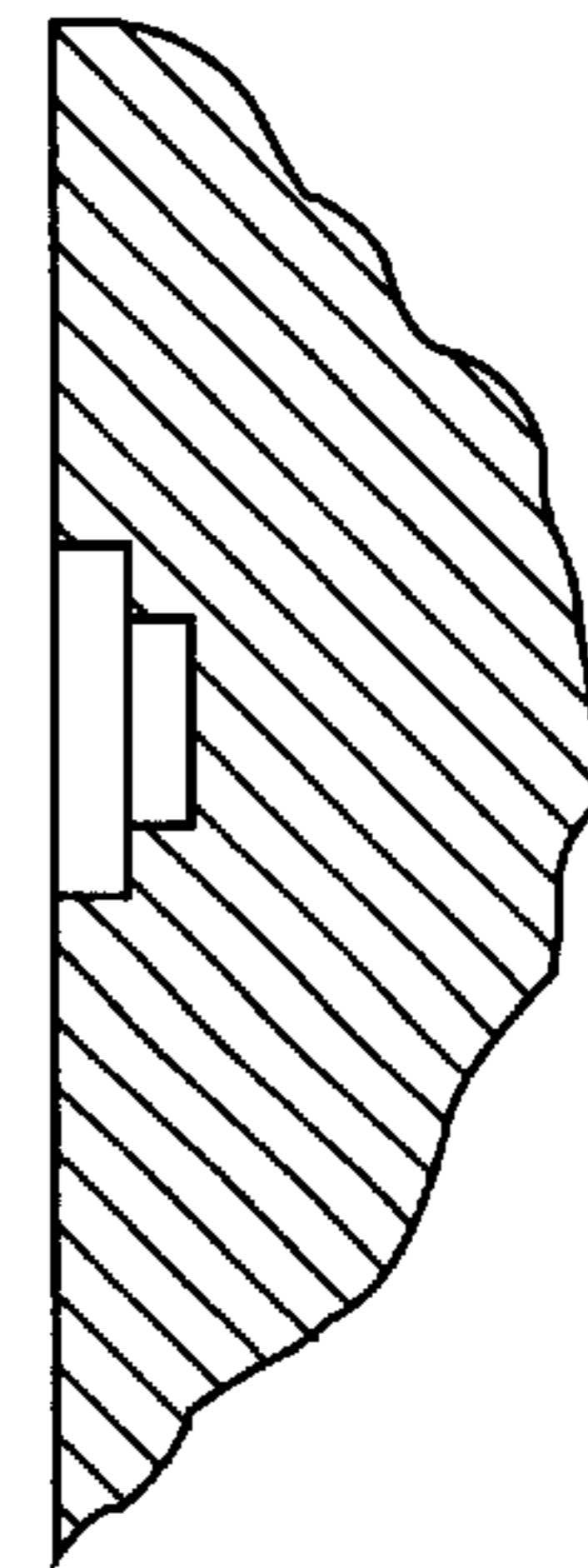


FIG. 4