



US00D482085S

(12) **United States Design Patent**
Eyler et al.

(10) **Patent No.:** **US D482,085 S**

(45) **Date of Patent:** **** Nov. 11, 2003**

(54) **MONOCOQUE FRAME FOR A TREADMILL**

(75) Inventors: **Scott Eyler**, Ellisville, MO (US);
Daniel R. Moon, Riverside, IL (US);
Frank R. Trulaske, St. Louis, MO (US)

(73) Assignee: **True Fitness Technology, Inc.**,
O'Fallon, MO (US)

(**) Term: **14 Years**

(21) Appl. No.: **29/141,346**

(22) Filed: **May 3, 2001**

(51) **LOC (7) Cl.** **21-02**

(52) **U.S. Cl.** **D21/694; D21/669**

(58) **Field of Search** D21/662, 668,
D21/669, 670, 694, 696; 482/51, 52, 54,
70, 71

(56) **References Cited**

U.S. PATENT DOCUMENTS

- D289,312 S * 4/1987 Trulaske et al. D21/669
- D289,667 S * 5/1987 Danchulis D21/669
- D303,556 S * 9/1989 Trulaske et al. D21/669
- D412,953 S * 8/1999 Armstrong D21/669

- D414,518 S * 9/1999 Wang et al. D21/669
- D416,596 S * 11/1999 Armstrong D21/694
- D420,073 S * 2/2000 Alessandri D21/691
- D425,154 S * 5/2000 Alessandri D21/668

* cited by examiner

Primary Examiner—Philip S. Hyder

(74) *Attorney, Agent, or Firm*—Lewis, Rice & Fingersh,
L.C.

(57) **CLAIM**

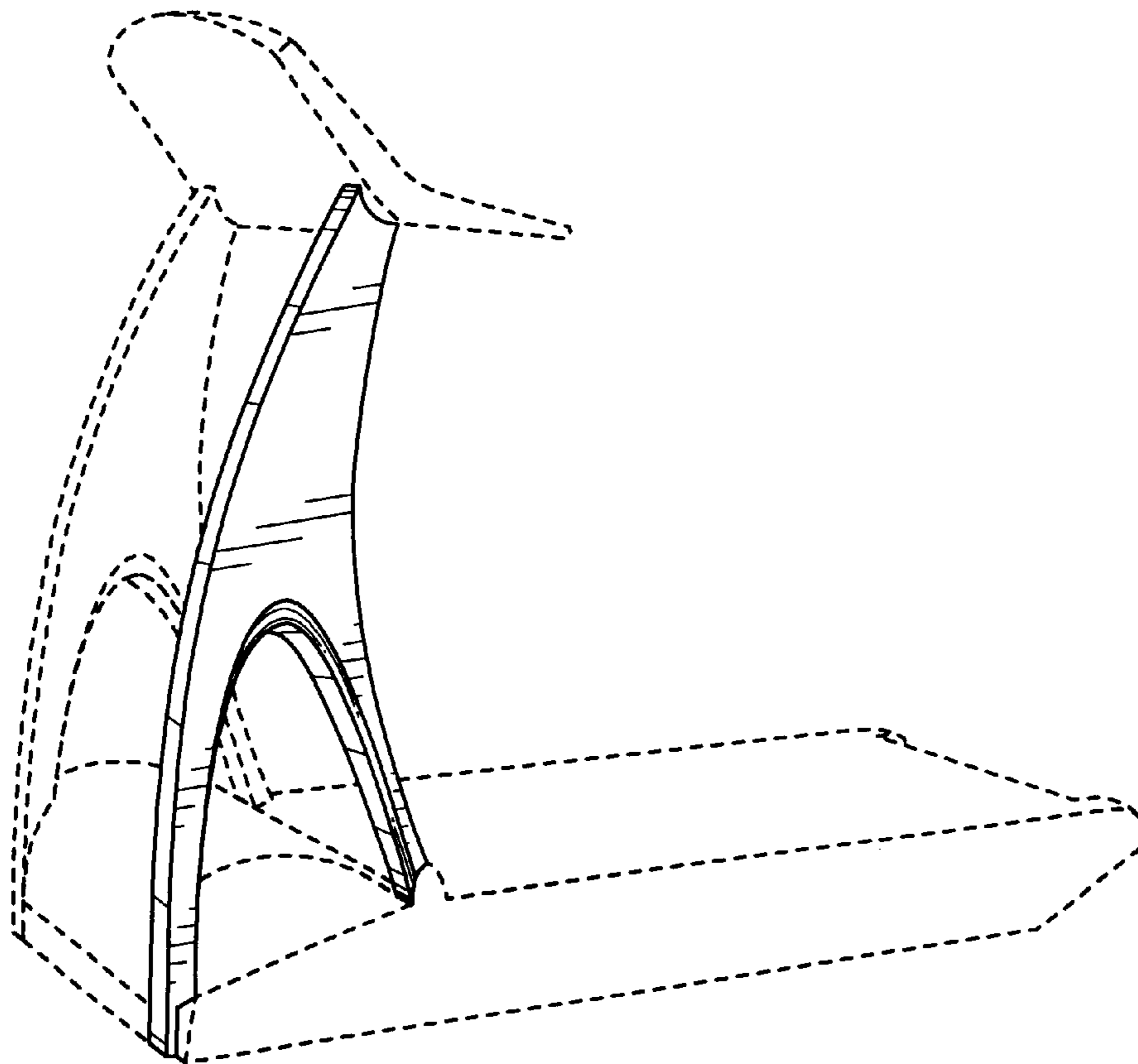
We claim the monocoque frame for a treadmill, as shown and described.

DESCRIPTION

FIG. 1 is a perspective view;
FIG. 2 is a front elevational view;
FIG. 3 is a rear elevational view;
FIG. 4 is a left side elevational view;
FIG. 5 is a right side elevational view;
FIG. 6 is a top plan view thereof; and,
FIG. 7 is a bottom plan view thereof.

The broken lines showing of the treadmill structure is for illustrative purposes only and forms no part of the claimed design.

1 Claim, 3 Drawing Sheets



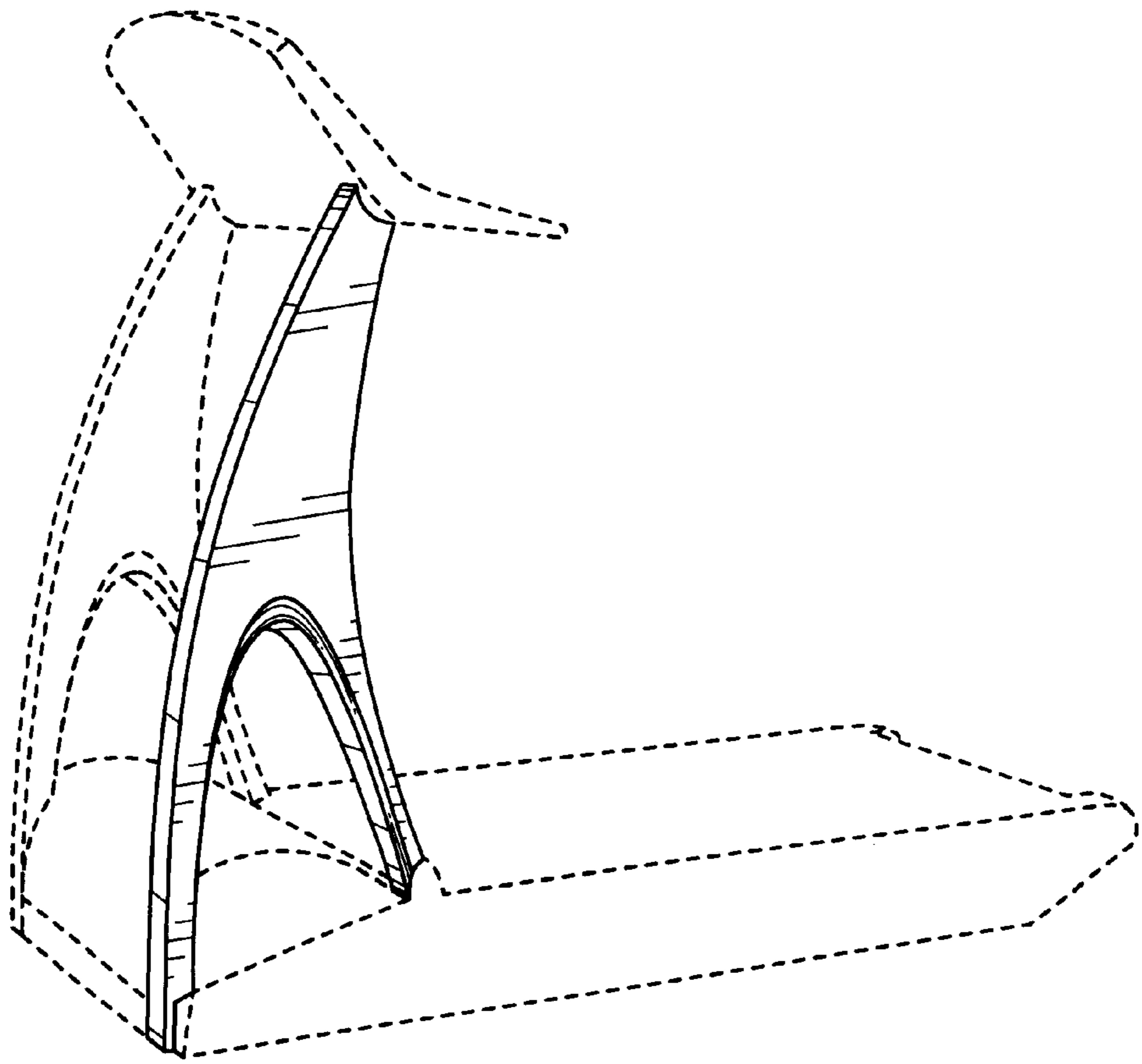


FIG. 1

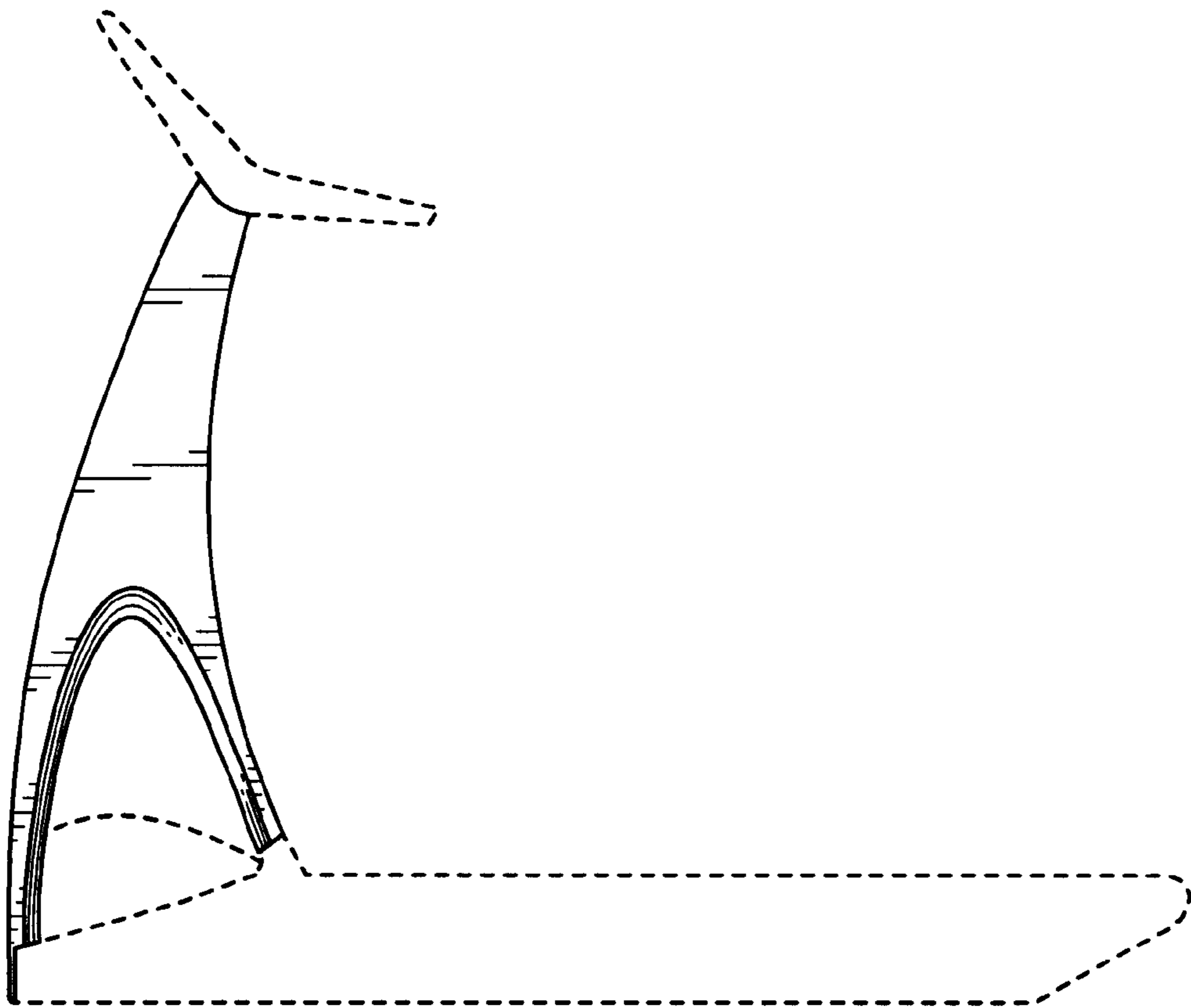


FIG. 2




FIG. 3




FIG. 4

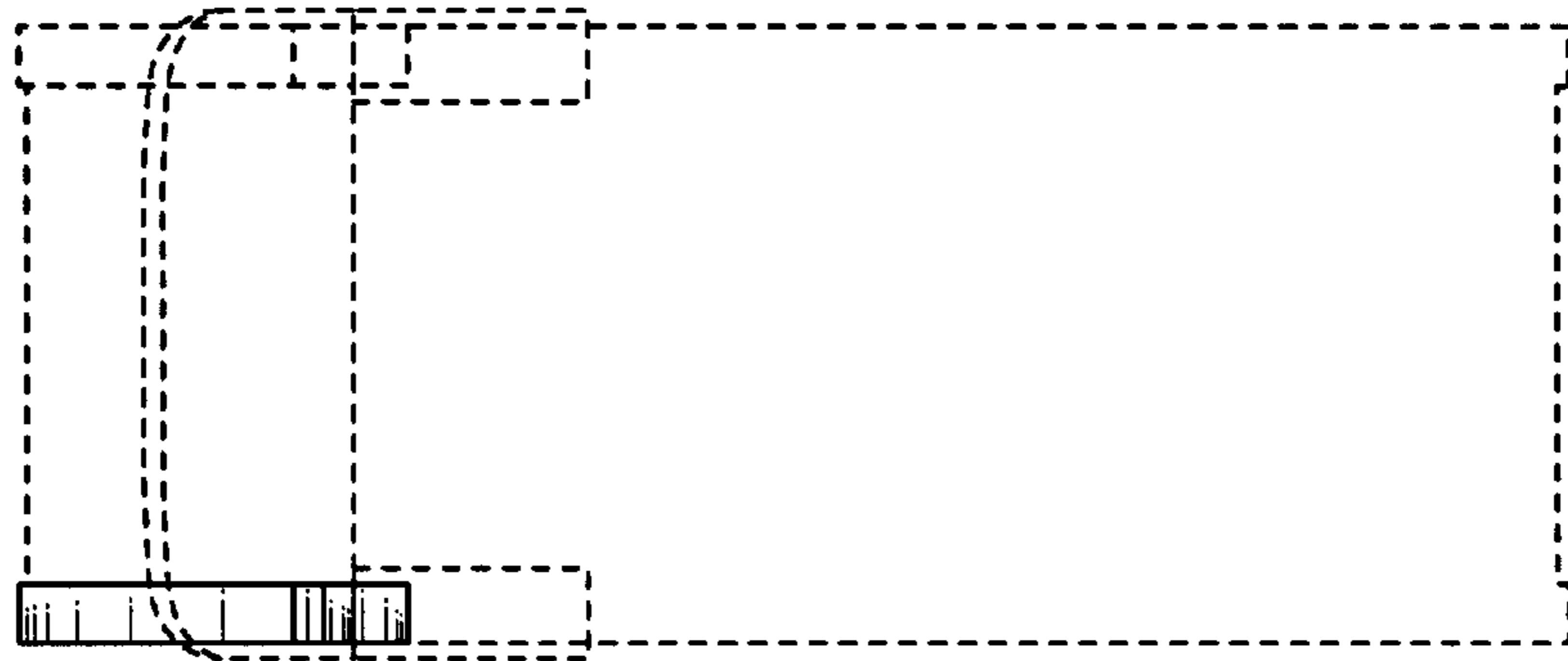


FIG. 5



FIG. 6

UNITED STATES PATENT AND TRADEMARK OFFICE
CERTIFICATE OF CORRECTION

PATENT NO. : Des. 482,085 S
DATED : November 11, 2003
INVENTOR(S) : Eyler et al.

Page 1 of 1

It is certified that error appears in the above-identified patent and that said Letters Patent is hereby corrected as shown below:

Title page,

DESCRIPTION,

Delete "FIG. 3 is a rear elevational view";

"FIG. 4 is a left side elevational view" should read -- FIG. 3 is a left side elevational view --;

"FIG. 5 is a right side elevational view" should read -- FIG 4 is a right side elevational view --;

"FIG. 6 is a top plan view thereof" should read -- FIG. 5 is a top plan view thereof --; and

"FIG. 7 is a bottom plan view thereof" should read -- FIG. 6 is a bottom plan view thereof --.

Signed and Sealed this

Twenty-second Day of March, 2005

A handwritten signature in black ink on a light gray dotted background. The signature reads "Jon W. Dudas" in a cursive style.

JON W. DUDAS

Director of the United States Patent and Trademark Office