



US00D482073S

(12) **United States Design Patent**
Nakajo et al.

(10) **Patent No.:** **US D482,073 S**

(45) **Date of Patent:** **** Nov. 11, 2003**

(54) **FUNCTION INDICATING LABEL**

(75) Inventors: **Hironori Nakajo**, Kawasaki (JP);
Masayuki Tamura, Fukaya (JP)

(73) Assignee: **Kabushiki Kaisha Toshiba**, Tokyo (JP)

(**) Term: **14 Years**

(21) Appl. No.: **29/173,855**

(22) Filed: **Jan. 8, 2003**

(30) **Foreign Application Priority Data**

Jul. 12, 2002 (JP) 2002-018798

(51) **LOC (7) Cl.** **19-08**

(52) **U.S. Cl.** **D20/22**

(58) **Field of Search** D20/10, 11, 22,
D20/23, 27, 28, 40, 42, 99; 40/630; 283/72,
94, 100, 101; 369/292; 428/40.1, 41.7,
42.1, 201, 202, 914

(56) **References Cited**

U.S. PATENT DOCUMENTS

D79,786 S * 11/1929 Brown D20/10

D245,749 S * 9/1977 Henry D20/28

D306,321 S * 2/1990 Gramera D20/11

D363,248 S * 10/1995 Bogacki, III D10/109

D425,131 S * 5/2000 Gluck et al. D20/10

D453,193 S * 1/2002 Isaacs et al. D20/22

* cited by examiner

Primary Examiner—Robert M. Spear

(74) *Attorney, Agent, or Firm*—Oblon, Spivak, McClelland,
Maier & Neustadt, P.C.

(57) **CLAIM**

The ornamental design for a function indicating label, as shown and described.

DESCRIPTION

FIG. 1 is a front, top and right side perspective view of a function indicating label, showing our new design;

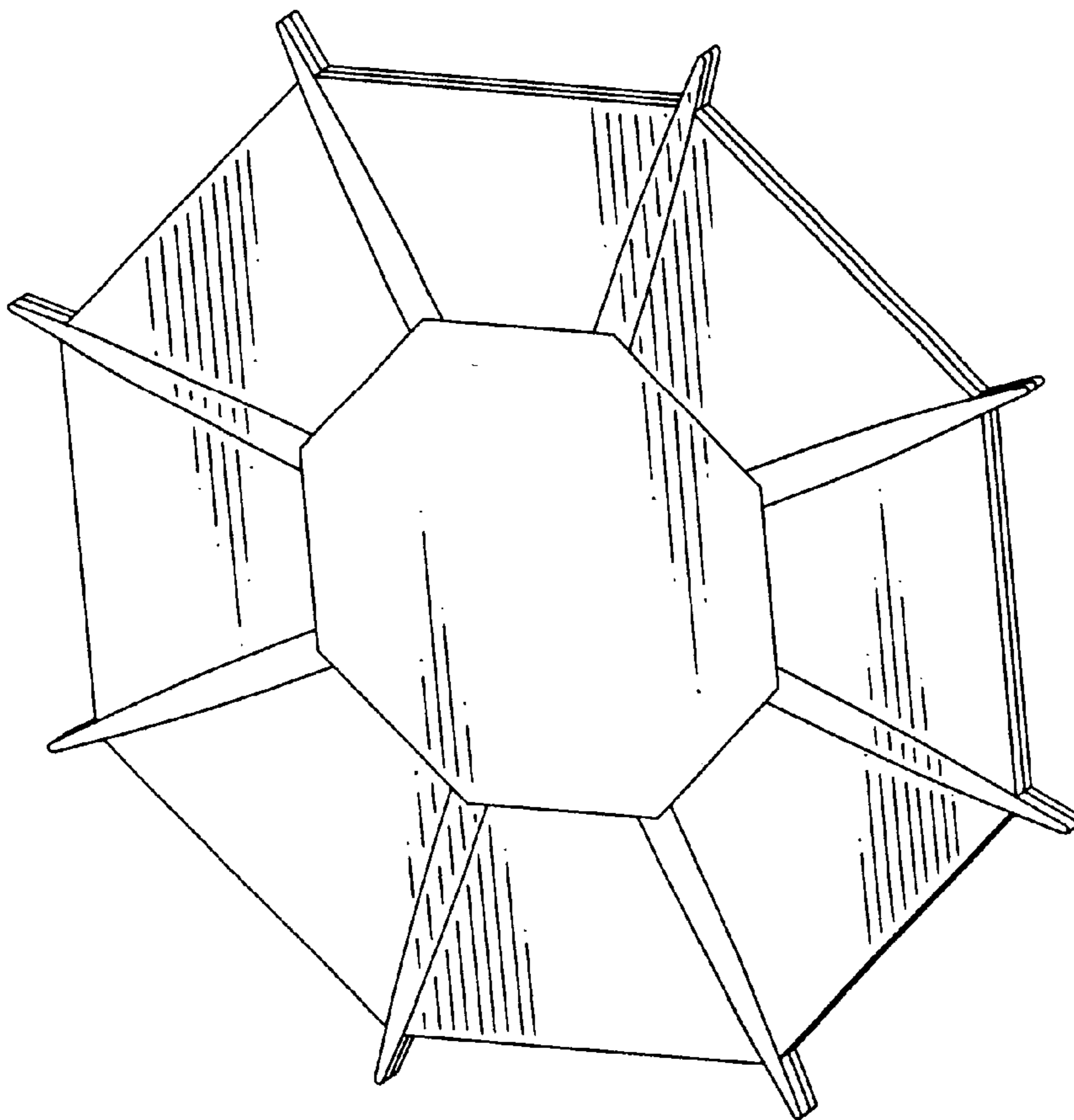
FIG. 2 is a front elevational view thereof;

FIG. 3 is a right side elevational view thereof, which is the same as a left side elevational view thereof;

FIG. 4 is a top plan view thereof, which is the same as a bottom plan view thereof; and,

FIG. 5 is rear elevational view thereof.

1 Claim, 2 Drawing Sheets



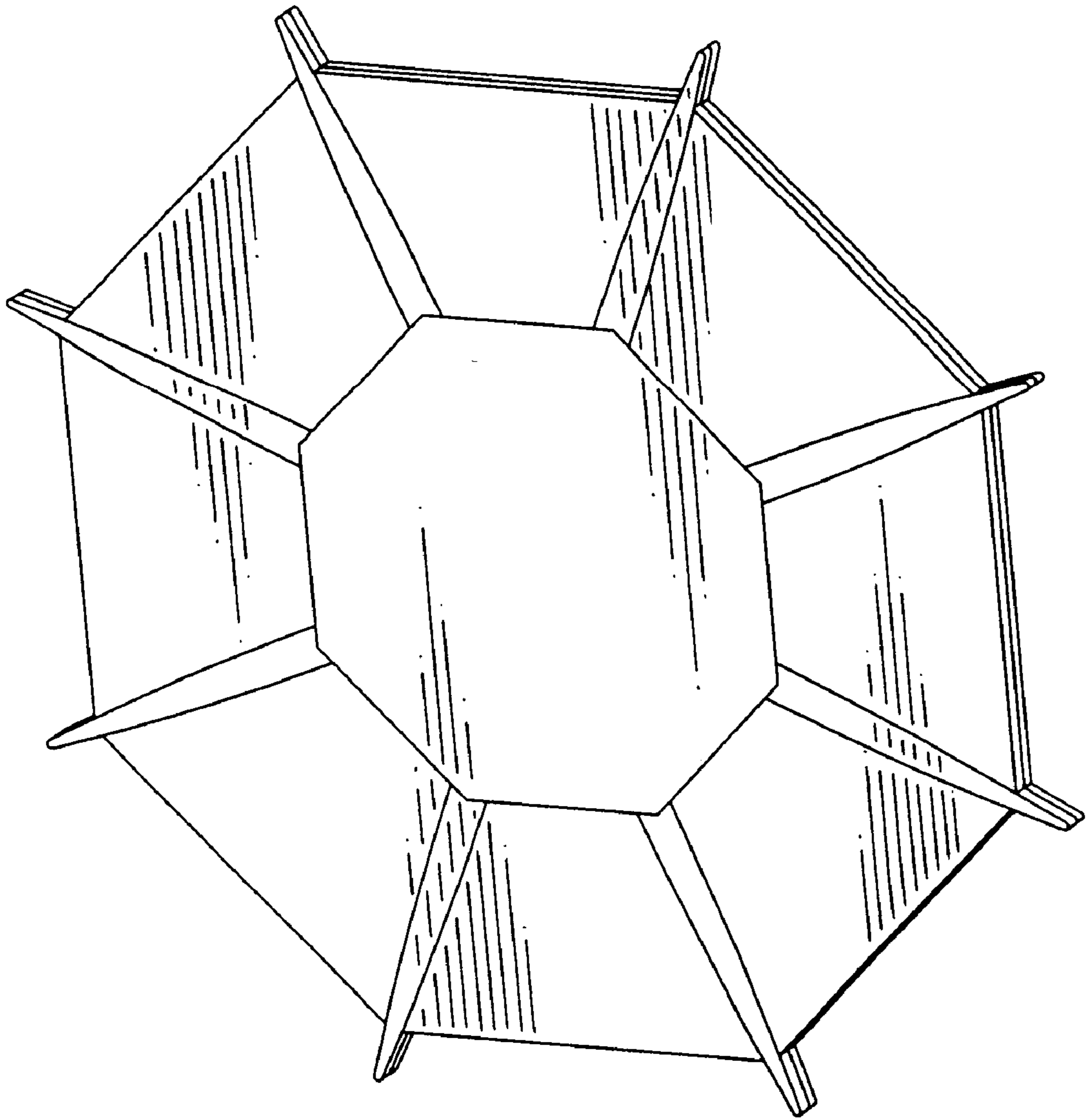


FIG. 1

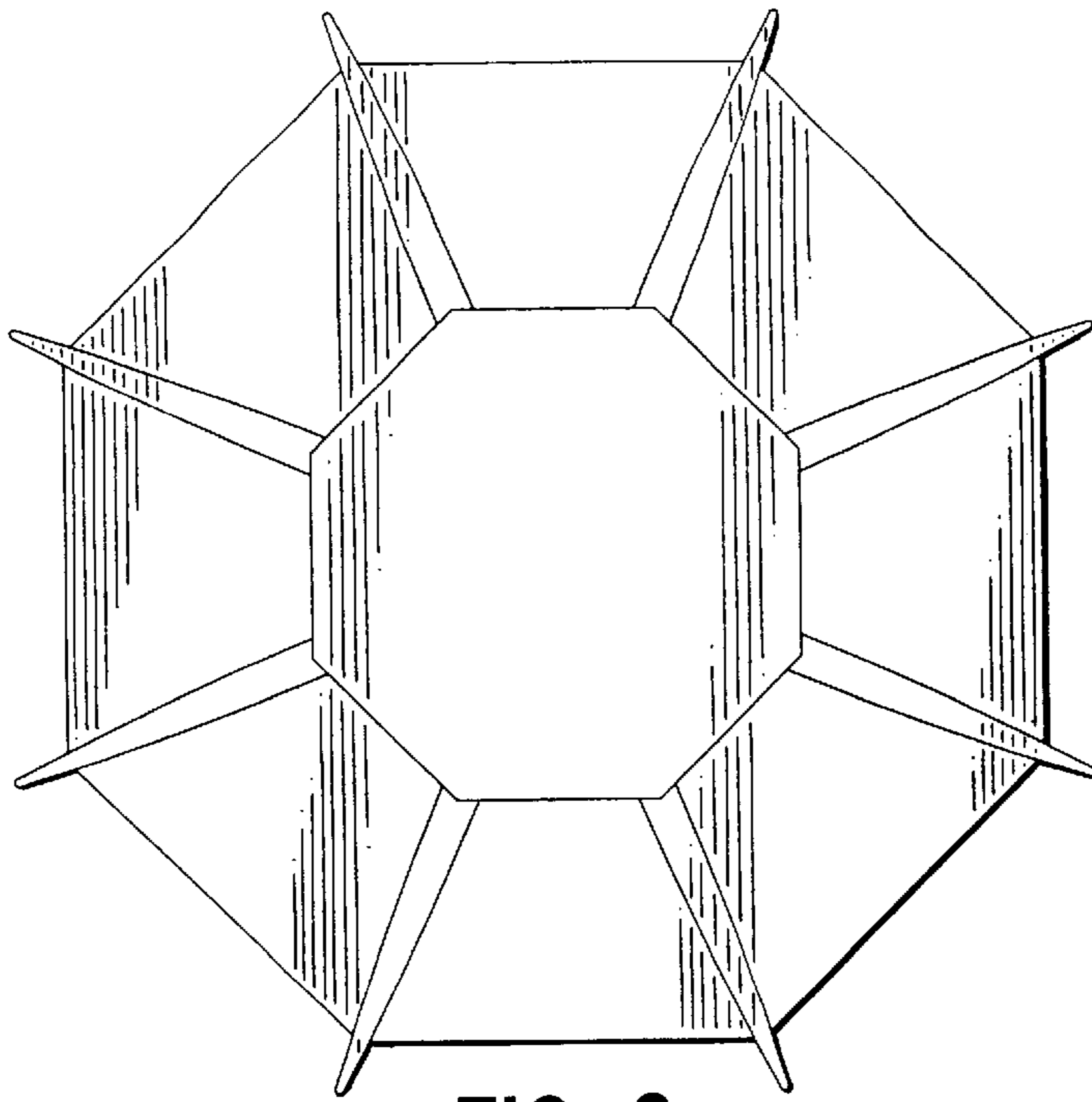


FIG. 2



FIG. 3

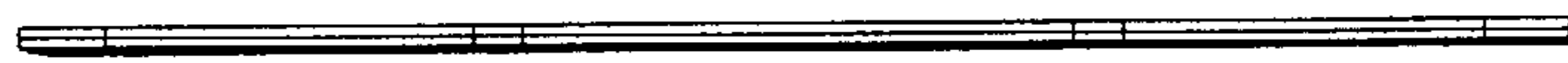


FIG. 4

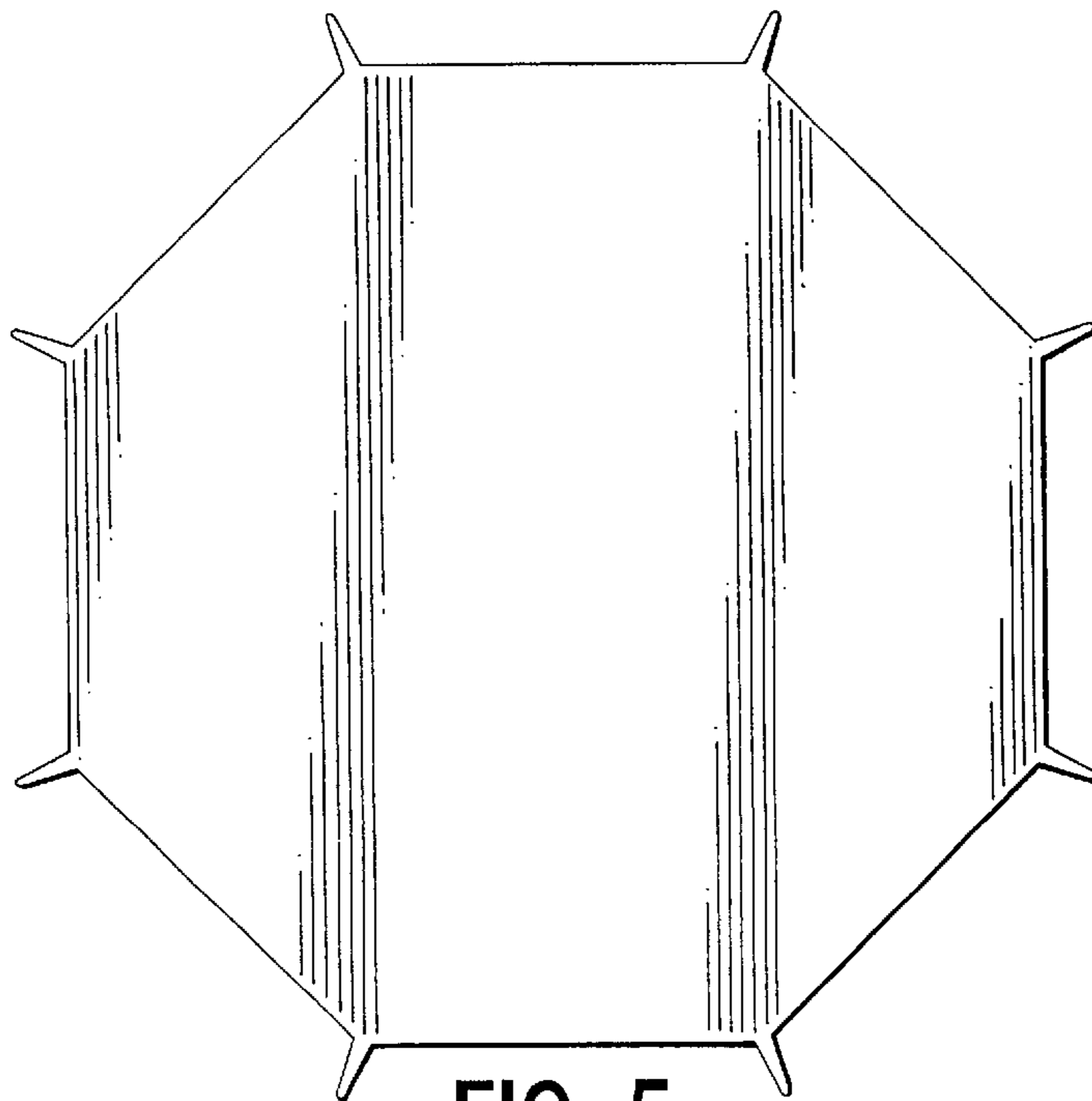


FIG. 5