



US00D482069S

(12) **United States Design Patent**
Koch

(10) **Patent No.:** **US D482,069 S**

(45) **Date of Patent:** **** Nov. 11, 2003**

(54) **BALL POINT PEN**

(75) Inventor: **Uwe Koch**, Brensbach (DE)

(73) Assignee: **Jacob Ritter GmbH**, Brensbach (DE)

(**) Term: **14 Years**

(21) Appl. No.: **29/162,764**

(22) Filed: **Jun. 20, 2002**

(30) **Foreign Application Priority Data**

Dec. 29, 2001 (DE) 4 01 11 190

(51) **LOC (7) Cl.** **19-06**

(52) **U.S. Cl.** **D19/51; D19/46; D19/56**

(58) **Field of Search** D19/35, 36, 41-51,
D19/53-58, 81-85; 401/99, 100, 101, 103-106,
107-110, 111-117, 209

(56) **References Cited**

U.S. PATENT DOCUMENTS

3,343,293 A * 9/1967 Kirklen 40/334
D336,491 S * 6/1993 Vitrac D19/43
D377,664 S * 1/1997 Izushima D19/51

D392,999 S * 3/1998 Varholik D19/36

D413,145 S * 8/1999 Brescia et al. D19/51

D421,772 S * 3/2000 Maruyama D19/51

D439,612 S * 3/2001 Jones D19/36

D445,131 S * 7/2001 Keda D19/51

* cited by examiner

Primary Examiner—Martie K. Holtje

(74) *Attorney, Agent, or Firm*—Smith, Gambrell & Russell,
LLP

(57) **CLAIM**

The ornamental design for a ball point pen, as shown and described.

DESCRIPTION

FIG. 1 is a front view of a ball point pen of the present invention;

FIG. 2 is a rear view thereof;

FIG. 3 is a left side view thereof;

FIG. 4 is a right side view thereof;

FIG. 5 is a top plan view thereof;

FIG. 6 is a bottom plan view thereof; and,

FIG. 7 is perspective view thereof.

1 Claim, 2 Drawing Sheets

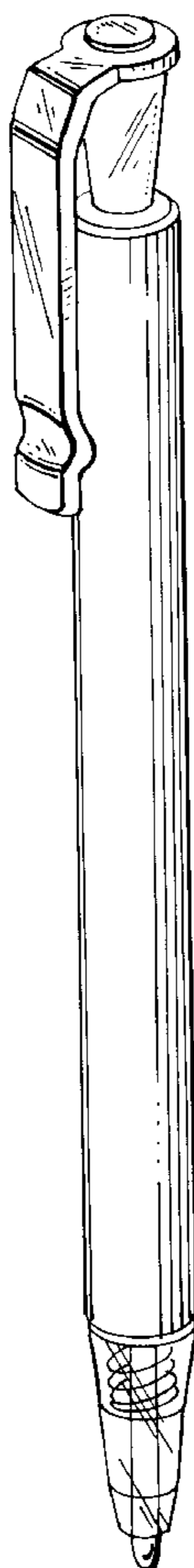


Fig. 2

Fig. 4

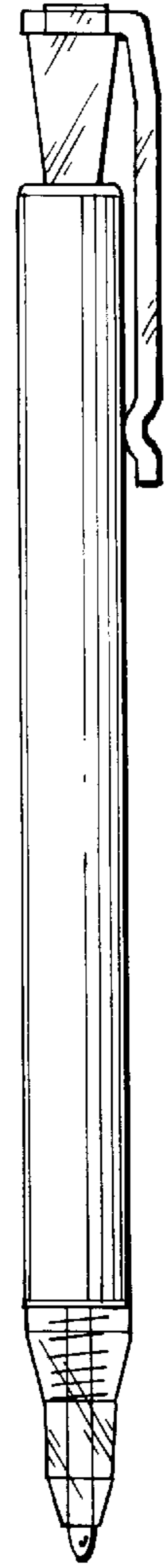
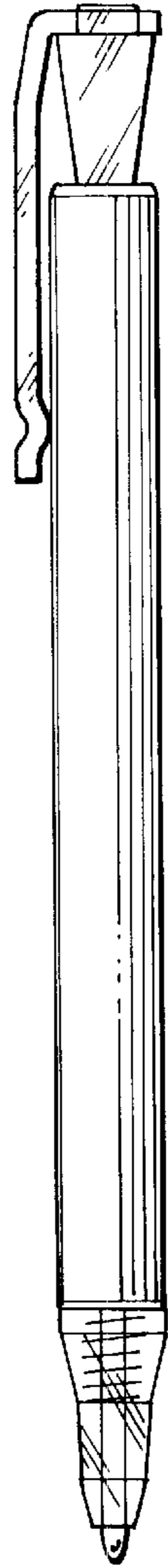
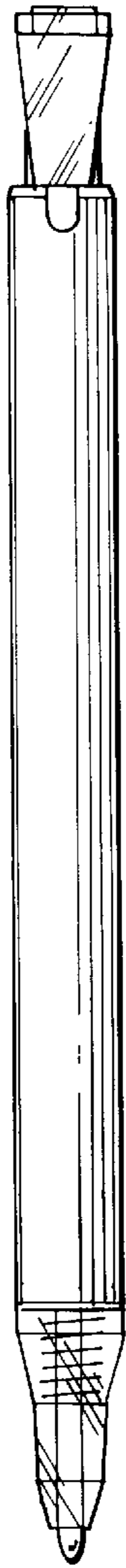
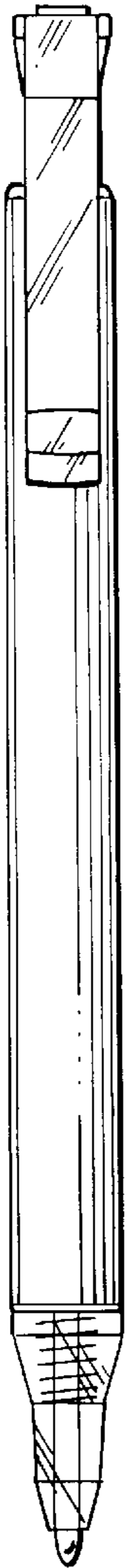


Fig. 1

Fig. 3

